

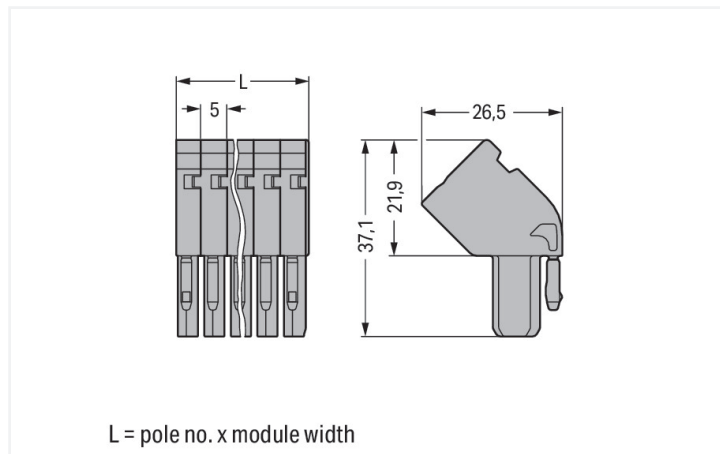
Data Sheet | Item Number: 769-101/022-000

1-conductor female connector, angled; CAGE CLAMP®; 4 mm²; Pin spacing 5 mm;
1-pole; coding finger; 4,00 mm²; gray

<https://www.wago.com/769-101/022-000>



Color: ■ gray



Dimensions in mm

Female connector, 769 Series, CAGE CLAMP®

This female connector (item number 769-101/022-000) provides seamless electrical installations. Conductors should only be connected to this female connector if their strip length is between 8 and 9 mm. Pluggable rail-mount terminal blocks are mainly used in switchgear units and control systems (e. g., in railroad technology). They are essentially a combination of rail-mount terminal blocks and pluggable connectors. You can also pre-assemble installations thanks to the variable wiring system. This saves both time and money during manufacture, installation, operation, and maintenance. Featuring conductor terminals along with CAGE CLAMP®, this connector delivers reliable performance. Our CAGE CLAMP® connection provides a dependable and maintenance-free way to connect all types of conductors. You do not need to prepare the conductor in any way, such as crimping ferrules. The dimensions are (5 x 37.1 x 26.5) mm (width x height x depth). This female connector is suitable for conductor cross sections ranging from 0.08 mm² to 4 mm².

An operating tool is used to operate this female connector/socket.

Notes

Safety Information

According to EN 61984, pluggable connectors without current interrupting capacity must not be mated or unmated when live or under load.

Electrical data

Ratings per	IEC/EN 61984		
Overtoltage category	III	III	II
Pollution degree	3	2	2
Nominal voltage	500 V	-	-
Rated impulse withstand voltage	6 kV	-	-
Rated current	32 A	-	-

General information

Wiring direction: Front-entry wiring, angled

Connection Data

Clamping units	1	Connection 1	
Total number of potentials	1	Connection technology	CAGE CLAMP®
		Actuation type	Operating tool
		Connectable conductor materials	Copper
		Nominal cross-section	4 mm ² / 12 AWG
		Solid conductor	0.08 ... 4 mm ² / 28 ... 12 AWG
		Fine-stranded conductor	0.08 ... 4 mm ² / 28 ... 12 AWG
		Strip length	8 ... 9 mm / 0.31 ... 0.35 inches
		Pole number	1
		Wiring direction	Front-entry wiring, angled
		Conductor entry direction to mating direction	45 °

Physical data

Width	5 mm / 0.197 inches
Height	37.1 mm / 1.461 inches
Depth	26.5 mm / 1.043 inches
Module width	5 mm / 0.197 inches

Mechanical data

Variable coding	Yes
Direct ground contact to DIN-rail/drilled hole/housing	No
Marking level	Side marking
Anti-rotation protection	Yes

Plug-in connection

Contact type (pluggable connector)	Female connector/socket
Connector (connection type)	for conductor
Mismating protection	No
Plugging without loss of pin spacing	Yes

Material data

Note (material data)	Information on material specifications can be found here
Color	gray
Material group	I
Insulation material (main housing)	Polyamide (PA66)
Flammability class per UL94	V0
Fire load	0.044 MJ
Halogen-free	Yes
Weight	2.5 g

Environmental requirements

Processing temperature	-35 ... +85 °C
Continuous operating temperature	-60 ... +105 °C

Commercial data

PU (SPU)	200 pcs
Packaging type	Box
Country of origin	DE
GTIN	4044918840088
Customs tariff number	85366990990

Product Classification

UNSPSC	39121409
eCl@ss 10.0	27-14-11-06
eCl@ss 9.0	27-14-11-06
ETIM 9.0	EC001284
ETIM 10.0	EC001284
ECCN	NO US CLASSIFICATION

Environmental Product Compliance

RoHS Compliance Status	Compliant, No Exemption
------------------------	-------------------------

Approvals / Certificates

General approvals



Approval	Standard	Certificate Name
CCA DEKRA Certification B.V.	EN 60947	NTR NL-7626
CCA DEKRA Certification B.V.	EN 61984	2190419.02
CCA DEKRA Certification B.V.	IEC 61984	NL-47799/A1
CSA CSA Group	C22.2	1101144
KEMA/KEUR DEKRA Certification B.V.	EN 60947	2190419.01
UL Underwriters Laboratories Inc.	UL 1059	E45172
UL Underwriters Laboratories Inc.	UL 1977	E 45171

Declarations of conformity and manufacturer's declarations



Approval	Standard	Certificate Name
EU-Declaration of Confor- mity WAGO GmbH & Co. KG	-	-
Railway WAGO GmbH & Co. KG	-	Z00004428.000

Approvals for marine applications



Approval	Standard	Certificate Name
ABS American Bureau of Ship- ping	EN 60947	24-0152298-PDA
DNV GL Det Norske Veritas, Ger- manischer Lloyd	-	TAE00001V2
PRS Polski Rejestr Statków	-	TE/1094/880590/23

Downloads

Environmental Product Compliance

Compliance Search	
Environmental Product Compliance 769-101/022-000	↓

Documentation

Bid Text			
769-101/022-000	19.02.2019	xml 3.19 KB	↓
769-101/022-000	27.11.2018	doc 23.00 KB	↓

CAD/CAE-Data

CAD data	
2D/3D Models 769-101/022-000	↓

CAE data	
EPLAN Data Portal 769-101/022-000	↓
WSCAD Universe 769-101/022-000	↓
ZUKEN Portal 769-101/022-000	↓

1 Compatible Products

1.1 System counterpart

1.1.1 Carrier terminal block for fuses and electronic modules



Item No.: 769-161

2-pin carrier terminal block; with 2 jumper positions; for DIN-rail 35 x 15 and 35 x 7.5; 4 mm²; gray

1.1.2 Component terminal block with diode



Item No.: 769-218/281-410

1-conductor/1-pin component carrier terminal block; with 2 jumper positions; with diode 1N4007; anode, left side; for DIN-rail 35 x 15 and 35 x 7.5; 4 mm²; CAGE CLAMP®; gray



Item No.: 769-218/281-411

1-conductor/1-pin component carrier terminal block; with 2 jumper positions; with diode 1N4007; anode, right side; for DIN-rail 35 x 15 and 35 x 7.5; 4 mm²; CAGE CLAMP®; gray



Item No.: 769-238/281-410

1-conductor/1-pin component carrier terminal block; with diode 1N4007; anode, left side; for DIN-rail 35 x 15 and 35 x 7.5; 4 mm²; CAGE CLAMP®; gray



Item No.: 769-238/281-411

1-conductor/1-pin component carrier terminal block; with diode 1N4007; anode, right side; for DIN-rail 35 x 15 and 35 x 7.5; 4 mm²; CAGE CLAMP®; gray



Item No.: 769-208/281-410

2-pin component carrier block; with 2 jumper positions; with diode 1N4007; anode, left side; for DIN-rail 35 x 15 and 35 x 7.5; 4 mm²; gray



Item No.: 769-208/281-411

2-pin component carrier block; with 2 jumper positions; with diode 1N4007; anode, right side; for DIN-rail 35 x 15 and 35 x 7.5; 4 mm²; gray



Item No.: 769-228/281-410

2-pin component carrier block; with diode 1N4007; anode, left side; for DIN-rail 35 x 15 and 35 x 7.5; 4 mm²; gray



Item No.: 769-228/281-411

2-pin component carrier block; with diode 1N4007; anode, right side; for DIN-rail 35 x 15 and 35 x 7.5; 4 mm²; gray

1.1.3 Component terminal block with LED



Item No.: 769-239/281-413

1-conductor/1-pin component carrier terminal block; LED (red); 24 VDC; for DIN-rail 35 x 15 and 35 x 7.5; 4 mm²; CAGE CLAMP®; gray



Item No.: 769-239/281-434

1-conductor/1-pin component carrier terminal block; LED (red); 24 VDC; for DIN-rail 35 x 15 and 35 x 7.5; 4 mm²; CAGE CLAMP®; gray



Item No.: 769-219/281-413

1-conductor/1-pin component carrier terminal block; with 2 jumper positions; LED (red); 24 VDC; for DIN-rail 35 x 15 and 35 x 7.5; 4 mm²; CAGE CLAMP®; gray



Item No.: 769-219/281-434

1-conductor/1-pin component carrier terminal block; with 2 jumper positions; LED (red); 24 VDC; for DIN-rail 35 x 15 and 35 x 7.5; 4 mm²; CAGE CLAMP®; gray



Item No.: 769-229/281-413

2-pin component carrier block; LED (red); 24 VDC; for DIN-rail 35 x 15 and 35 x 7.5; gray



Item No.: 769-229/281-434

2-pin component carrier block; LED (red); 24 VDC; for DIN-rail 35 x 15 and 35 x 7.5; gray



Item No.: 769-209/281-413

2-pin component carrier block; with 2 jumper positions; LED (red); 24 VDC; for DIN-rail 35 x 15 and 35 x 7.5; gray



Item No.: 769-209/281-434

2-pin component carrier block; with 2 jumper positions; LED (red); 24 VDC; for DIN-rail 35 x 15 and 35 x 7.5; gray

1.1.4 Disconnect terminal block



Item No.: 769-232

1-conductor/1-pin disconnect carrier terminal block; for DIN-rail 35 x 15 and 35 x 7.5; 4 mm²; CAGE CLAMP®; 4,00 mm²; gray



Item No.: 769-212

1-conductor/1-pin disconnect carrier terminal block; with 2 jumper positions; for DIN-rail 35 x 15 and 35 x 7.5; 4 mm²; CAGE CLAMP®; 4,00 mm²; gray



Item No.: 769-233

1-conductor/1-pin disconnect carrier terminal block; with shield contact; for DIN-rail 35 x 15 and 35 x 7.5; 4 mm²; CAGE CLAMP®; 4,00 mm²; gray



Item No.: 769-213

1-conductor/1-pin disconnect carrier terminal block; with shield contact; with 2 jumper positions; for DIN-rail 35 x 15 and 35 x 7.5; 4 mm²; CAGE CLAMP®; 4,00 mm²; gray



Item No.: 769-222

2-pin disconnect carrier terminal block; for DIN-rail 35 x 15 and 35 x 7.5; gray



Item No.: 769-202

2-pin disconnect carrier terminal block; with 2 jumper positions; for DIN-rail 35 x 15 and 35 x 7.5; gray



Item No.: 769-223

2-pin disconnect carrier terminal block; with shield contact; for DIN-rail 35 x 15 and 35 x 7.5; gray



Item No.: 769-203

2-pin disconnect carrier terminal block; with shield contact; with 2 jumper positions; for DIN-rail 35 x 15 and 35 x 7.5; gray

1.1.5 Double-deck terminal block



Item No.: 870-127
1-conductor/1-pin double deck receptacle terminal block; Ground conductor/through terminal block; 2.5 mm²; PE/L; for DIN-rail 35 x 15 and 35 x 7.5; CAGE CLAMP®; 2,50 mm²; gray

Item No.: 870-117
1-conductor/1-pin double deck receptacle terminal block; Ground conductor/through terminal block; 2.5 mm²; PE/N; for DIN-rail 35 x 15 and 35 x 7.5; CAGE CLAMP®; 2,50 mm²; gray

Item No.: 870-101
1-conductor/1-pin double deck receptacle terminal block; Through/through terminal block; 2.5 mm²; L/L; for DIN-rail 35 x 15 and 35 x 7.5; CAGE CLAMP®; 2,50 mm²; gray

Item No.: 870-103
1-conductor/1-pin double deck receptacle terminal block; Through/through terminal block; 2.5 mm²; L/N; for DIN-rail 35 x 15 and 35 x 7.5; CAGE CLAMP®; 2,50 mm²; gray



Item No.: 870-102
1-conductor/1-pin double deck receptacle terminal block; Through/through terminal block; 2.5 mm²; N/L; for DIN-rail 35 x 15 and 35 x 7.5; CAGE CLAMP®; 2,50 mm²; gray

Item No.: 870-104
1-conductor/1-pin double deck receptacle terminal block; Through/through terminal block; 2.5 mm²; N/N; for DIN-rail 35 x 15 and 35 x 7.5; CAGE CLAMP®; 2,50 mm²; blue

Item No.: 870-1131
2-conductor/2-pin double-deck carrier terminal; 2-conductor/1-pin through terminal block; 2.5 mm²; L/L; for DIN-rail 35 x 15 and 35 x 7.5; CAGE CLAMP®; 2,50 mm²; gray

Item No.: 870-108
2-conductor/2-pin, double-deck carrier terminal block; 2-conductor/2-pin through terminal block; 2.5 mm²; L; internal commoning; conductor entry with violet marking; for DIN-rail 35 x 15 and 35 x 7.5; CAGE CLAMP®; 2,50 mm²; gray



Item No.: 870-109
2-conductor/2-pin, double-deck carrier terminal block; 2-conductor/2-pin through terminal block; 2.5 mm²; N; internal commoning; conductor entry with violet marking; for DIN-rail 35 x 15 and 35 x 7.5; CAGE CLAMP®; 2,50 mm²; blue

Item No.: 870-151
2-Pin/2-pin double deck receptacle terminal block; Through/through terminal block; L/L; for DIN-rail 35 x 15 and 35 x 7.5; CAGE CLAMP®; gray

Item No.: 870-1138
4-conductor/2-pin double-deck carrier terminal block; 4-conductor/2-pin through terminal block; 2.5 mm²; L/L; internal commoning; conductor entry with violet marking; for DIN-rail 35 x 15 and 35 x 7.5; CAGE CLAMP®; 2,50 mm²; gray

Item No.: 870-158
4-pin, double-deck carrier terminal block; 4-pin through terminal block; L; internal commoning; female plug conductor entry with violet marking; for DIN-rail 35 x 15 and 35 x 7.5; gray

1.1.6 Ground terminal block



Item No.: 870-127
1-conductor/1-pin double deck receptacle terminal block; Ground conductor/through terminal block; 2.5 mm²; PE/L; for DIN-rail 35 x 15 and 35 x 7.5; CAGE CLAMP®; 2,50 mm²; gray

Item No.: 870-117
1-conductor/1-pin double deck receptacle terminal block; Ground conductor/through terminal block; 2.5 mm²; PE/N; for DIN-rail 35 x 15 and 35 x 7.5; CAGE CLAMP®; 2,50 mm²; gray

1.1.7 Shield termination



Item No.: 769-231
1-conductor/1-pin carrier terminal block; with shield contact; for DIN-rail 35 x 15 and 35 x 7.5; 4 mm²; CAGE CLAMP®; 4,00 mm²; gray

Item No.: 769-233
1-conductor/1-pin disconnect carrier terminal block; with shield contact; for DIN-rail 35 x 15 and 35 x 7.5; 4 mm²; CAGE CLAMP®; 4,00 mm²; gray

Item No.: 769-213
1-conductor/1-pin disconnect carrier terminal block; with shield contact; with 2 jumper positions; for DIN-rail 35 x 15 and 35 x 7.5; 4 mm²; CAGE CLAMP®; 4,00 mm²; gray

Item No.: 769-221
2-pin carrier terminal block; with shield contact; for DIN-rail 35 x 15 and 35 x 7.5; gray



Item No.: 769-223
2-pin disconnect carrier terminal block; with shield contact; for DIN-rail 35 x 15 and 35 x 7.5; gray

Item No.: 769-203
2-pin disconnect carrier terminal block; with shield contact; with 2 jumper positions; for DIN-rail 35 x 15 and 35 x 7.5; gray

1.1.8 Through terminal block



Item No.: 769-176/000-006
1-conductor/1-pin carrier terminal block; for DIN-rail 35 x 15 and 35 x 7.5; 4 mm²; CAGE CLAMP®; 4,00 mm²; blue

Item No.: 769-176
1-conductor/1-pin carrier terminal block; for DIN-rail 35 x 15 and 35 x 7.5; 4 mm²; CAGE CLAMP®; 4,00 mm²; gray

Item No.: 769-176/000-012
1-conductor/1-pin carrier terminal block; for DIN-rail 35 x 15 and 35 x 7.5; 4 mm²; CAGE CLAMP®; 4,00 mm²; orange

Item No.: 769-231
1-conductor/1-pin carrier terminal block; with shield contact; for DIN-rail 35 x 15 and 35 x 7.5; 4 mm²; CAGE CLAMP®; 4,00 mm²; gray

1.1.8 Through terminal block



Item No.: 769-214
1-conductor/1-pin disconnect carrier terminal block; with 3 jumper positions; for DIN-rail 35 x 15 and 35 x 7.5; 4 mm²; 4,00 mm²; gray



Item No.: 870-127
1-conductor/1-pin double deck receptacle terminal block; Ground conductor/through terminal block; 2.5 mm²; PE/L; for DIN-rail 35 x 15 and 35 x 7.5; CAGE CLAMP®; 2,50 mm²; gray



Item No.: 870-117
1-conductor/1-pin double deck receptacle terminal block; Ground conductor/through terminal block; 2.5 mm²; PE/N; for DIN-rail 35 x 15 and 35 x 7.5; CAGE CLAMP®; 2,50 mm²; gray



Item No.: 870-101
1-conductor/1-pin double deck receptacle terminal block; Through/through terminal block; 2.5 mm²; L/L; for DIN-rail 35 x 15 and 35 x 7.5; CAGE CLAMP®; 2,50 mm²; gray



Item No.: 870-103
1-conductor/1-pin double deck receptacle terminal block; Through/through terminal block; 2.5 mm²; L/N; for DIN-rail 35 x 15 and 35 x 7.5; CAGE CLAMP®; 2,50 mm²; gray



Item No.: 870-102
1-conductor/1-pin double deck receptacle terminal block; Through/through terminal block; 2.5 mm²; N/L; for DIN-rail 35 x 15 and 35 x 7.5; CAGE CLAMP®; 2,50 mm²; gray



Item No.: 870-104
1-conductor/1-pin double deck receptacle terminal block; Through/through terminal block; 2.5 mm²; N/N; for DIN-rail 35 x 15 and 35 x 7.5; CAGE CLAMP®; 2,50 mm²; blue



Item No.: 769-251/000-006
2-conductor/1-pin carrier terminal block; 4 mm²; for DIN-rail 35 x 15 and 35 x 7.5; CAGE CLAMP®; 4,00 mm²; blue



Item No.: 769-251
2-conductor/1-pin carrier terminal block; 4 mm²; for DIN-rail 35 x 15 and 35 x 7.5; CAGE CLAMP®; 4,00 mm²; gray



Item No.: 870-1131
2-conductor/2-pin double-deck carrier terminal; 2-conductor/1-pin through terminal block; 2.5 mm²; L/L; for DIN-rail 35 x 15 and 35 x 7.5; CAGE CLAMP®; 2,50 mm²; gray



Item No.: 870-108
2-conductor/2-pin, double-deck carrier terminal block; 2-conductor/2-pin through terminal block; 2.5 mm²; L; internal commoning; conductor entry with violet marking; for DIN-rail 35 x 15 and 35 x 7.5; CAGE CLAMP®; 2,50 mm²; gray



Item No.: 870-109
2-conductor/2-pin, double-deck carrier terminal block; 2-conductor/2-pin through terminal block; 2.5 mm²; N; internal commoning; conductor entry with violet marking; for DIN-rail 35 x 15 and 35 x 7.5; CAGE CLAMP®; 2,50 mm²; blue



Item No.: 769-156/000-006
2-pin carrier terminal block; for DIN-rail 35 x 15 and 35 x 7.5; blue



Item No.: 769-156
2-pin carrier terminal block; for DIN-rail 35 x 15 and 35 x 7.5; gray



Item No.: 769-221
2-pin carrier terminal block; with shield contact; for DIN-rail 35 x 15 and 35 x 7.5; gray



Item No.: 870-151
2-Pin/2-pin double deck receptacle terminal block; Through/through terminal block; L/L; for DIN-rail 35 x 15 and 35 x 7.5; CAGE CLAMP®; gray



Item No.: 870-1138
4-conductor/2-pin double-deck carrier terminal block; 4-conductor/2-pin through terminal block; 2.5 mm²; L/L; internal commoning; conductor entry with violet marking; for DIN-rail 35 x 15 and 35 x 7.5; CAGE CLAMP®; 2,50 mm²; gray



Item No.: 870-158
4-pin, double-deck carrier terminal block; 4-pin through terminal block; L; internal commoning; female plug conductor entry with violet marking; for DIN-rail 35 x 15 and 35 x 7.5; gray

1.2 Optional Accessories

1.2.1 Ferrule

1.2.1.1 Ferrule



Item No.: 216-301
Ferrule; Sleeve for 0.25 mm² / AWG 24; insulated; electro-tin plated; yellow



Item No.: 216-302
Ferrule; Sleeve for 0.34 mm² / 22 AWG; insulated; electro-tin plated; light turquoise



Item No.: 216-201
Ferrule; Sleeve for 0.5 mm² / 20 AWG; insulated; electro-tin plated; electrolytic copper; acc. to DIN 46228, Part 4/09.90; white



Item No.: 216-101
Ferrule; Sleeve for 0.5 mm² / AWG 22; un-insulated; electro-tin plated; silver-colored



Item No.: 216-202
Ferrule; Sleeve for 0.75 mm² / 18 AWG; insulated; electro-tin plated; gray



Item No.: 216-102
Ferrule; Sleeve for 0.75 mm² / AWG 20; un-insulated; electro-tin plated; silver-colored



Item No.: 216-203
Ferrule; Sleeve for 1 mm² / AWG 18; insulated; electro-tin plated; red



Item No.: 216-103
Ferrule; Sleeve for 1 mm² / AWG 18; un-insulated; electro-tin plated



Item No.: 216-204
Ferrule; Sleeve for 1.5 mm² / AWG 16; insulated; electro-tin plated; black



Item No.: 216-104
Ferrule; Sleeve for 1.5 mm² / AWG 16; un-insulated; electro-tin plated; silver-colored



Item No.: 216-206
Ferrule; Sleeve for 2.5 mm² / AWG 14; insulated; electro-tin plated; blue

1.2.2 Insulation stop

1.2.2.1 Insulation stop



Item No.: 769-470

Insulation stop; 0.08 - 0.2 mm² "s" (0.14 mm² "f-st"); 5 pieces/strip; white



Item No.: 769-471

Insulation stop; 0.25 - 0.5 mm²; 5 pieces/strip; light gray



Item No.: 769-472

Insulation stop; 0.75 - 1 mm²; 5 pieces/strip; dark gray

1.2.3 Marking

1.2.3.1 Marker



Item No.: 2009-145

Mini-WSB Inline; for Smart Printer; 1700 pieces on roll; stretchable 5 - 5.2 mm; plain; snap-on type; white



Item No.: 248-501

Mini-WSB marking card; as card; not stretchable; plain; snap-on type; white

1.2.4 Protective warning marker

1.2.4.1 Cover



Item No.: 280-415

Protective warning marker; for 5 terminal blocks; with high-voltage symbol, black; yellow

1.2.5 Strain relief

1.2.5.1 Strain relief



Item No.: 769-410

Strain relief plate; for female and male connectors; 1 part; Pin spacing 5 mm; 1-pole; gray

1.2.6 Test and measurement

1.2.6.1 Testing accessories



Item No.: 210-136

Test plug; 2 mm Ø; with 500 mm cable; red

1.2.7 Tool

1.2.7.1 Operating tool



Item No.: 769-434

Operating tool; made of insulating material; 1-way; loose; white


Installation Notes

Coding




Coding a female plug by removing coding finger(s) via cutting tool. Do not remove the first and last coding fingers or use an additional locking lever.

Locking system



Locking/releasing a lever.

Marking



Labeling a female plug with CAGE CLAMP® connection via Mini-WSB Quick Markers.