



Features

- Premium performance professional LED GU10 range with the same look and feel of traditional halogen GU10 lamp Recreates backlight effect similar to halogen dichroic lamps Full glass design - means no colours clashing between lamp and fixture Very long lifetime of up to 25,000 hours COOLFIT functionality – ensures overheat and over temperature protection High switching cycles: >100,000 High colour rendering: CRI90 Non dimmable Warranty: 5 Years



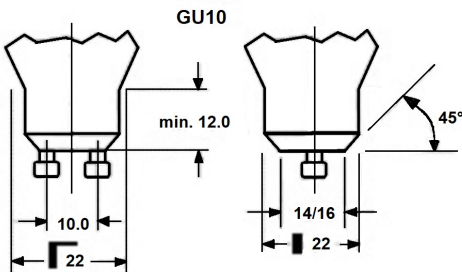
Product Overview

| | |
|-----------------------------------|---|
| Product name | REFLED SUPERIA RETRO ES50 V5 600LM 930 36 SL |
| Technology | LED |
| Lamp shape | Reflector |
| Cap/Base | GU10 |
| Lamp finish | Fresnel lens |
| Fixture rating | Open |
| General application | Education, Hospitality, Museums & Galleries, Office, Residential & Consumer, Retail |
| ETIM Class | EC001959 |
| Correlated colour temperature (k) | 3000 |
| Light colour | Warm White |
| CRI (Ra) | 90 |
| Colour Variation Initial (SDCM) | 6 |
| Beam Angle (°) | 36 |
| Photobiological Risk Group | RG1 |
| Wattage (W) | 4.7 |
| Power consumption (W) | 4.7 |

REFLED SUPERIA RETRO ES50 V5 600LM 930 36 SL 0030714

| | |
|-----------------------------|-----------------------------|
| Control gear type | LED driver constant current |
| Dimmable | No |
| Housing colour | Transparent |
| IP rating | IP20 |
| Product EAN number | 5410288307145 |
| Warranty | 5 years |
| Dimming method | N/A |
| Useful luminous flux (#use) | 600 |

Technical drawings



Data table

GENERAL DATA

| | |
|----------------------------------|---|
| Product name | REFLED SUPERIA RETRO ES50 V5 600LM 930 36 SL |
| Technology | LED |
| Lamp shape | Reflector |
| Cap/Base | GU10 |
| Lamp finish | Fresnel lens |
| Fixture rating | Open |
| General application | Education, Hospitality, Museums & Galleries, Office, Residential & Consumer, Retail |
| Operating temperature range (°C) | -20°C...+50°C |
| ETIM Class | EC001959 |
| Warranty | 5 years |

REFLED SUPERIA RETRO ES50 V5 600LM 930 36 SL 0030714

OPTICAL DATA

| | |
|-----------------------------------|------------|
| Useful luminous flux (#use) | 600 |
| Correlated colour temperature (k) | 3000 |
| Light colour | Warm White |
| CRI (Ra) | 90 |
| Colour Variation Initial (SDCM) | 6 |
| Luminous Intensity (cd) | 1000 |
| Beam Angle (°) | 36 |
| Photobiological Risk Group | RG1 |

ELECTRICAL DATA

| | |
|---|-----------------------------|
| Power consumption (W) | 4.7 |
| Wattage (W) | 4.7 |
| Equivalent watt (W) | 80 |
| Current (A) | 0.051 |
| Primary Supply/Product voltage - min (V) | 220.0 |
| Primary Supply/Product voltage - max (V) | 240.0 |
| Control gear required | No |
| Control gear type | LED driver constant current |
| No. Of switching cycles before premature failures | >50000 |
| Dimmable | No |
| Dimming method | N/A |
| Inrush Current (A) | 14.2 |
| Inrush Duration (µs) | 112 |
| Lamp Energy Label (class) | D |
| Nominal Frequency (Hz) | 50/60Hz |

LIFETIME DATA

| | |
|------------------|-------|
| Lifespan L70 B50 | 25000 |
|------------------|-------|

PHYSICAL DATA

| | |
|----------------|-------------|
| Housing colour | Transparent |
|----------------|-------------|

REFLED SUPERIA RETRO ES50 V5 600LM 930 36 SL 0030714

| | |
|-------------------------------|-------|
| IP rating | IP20 |
| Nominal Product Height (mm) | 54 |
| Nominal Product Diameter (mm) | 50 |
| Weight (kg) | 0.038 |

PACKAGING

| | |
|---------------------------------------|----------------|
| Product EAN number | 5410288307145 |
| Packaging single length / height (cm) | 8.2 |
| Packaging single width (cm) | 6.1 |
| Packaging single depth (cm) | 5.1 |
| DUN14 (inner) | 15410288307142 |
| Units per inner package | 6 |
| Packaging inner length / height (cm) | 19.4 |
| Packaging inner width (cm) | 11.1 |
| Packaging inner depth (cm) | 9.2 |
| DUN14 (outer) | 25410288307149 |
| Units per outer package | 60 |
| Packaging outer length / height (cm) | 58.5 |
| Packaging outer width (cm) | 20.8 |
| Packaging outer depth (cm) | 20.8 |

SAFETY DATA

| | |
|-------------------------------------|----------------|
| Optimal operating condition (°C) | -20-50 |
| Breakage cleaning instructions | Not applicable |
| Special purpose lamp | No |
| Dry applications use only | Yes |
| Suitable for household illumination | Yes |
| Safety message | None |

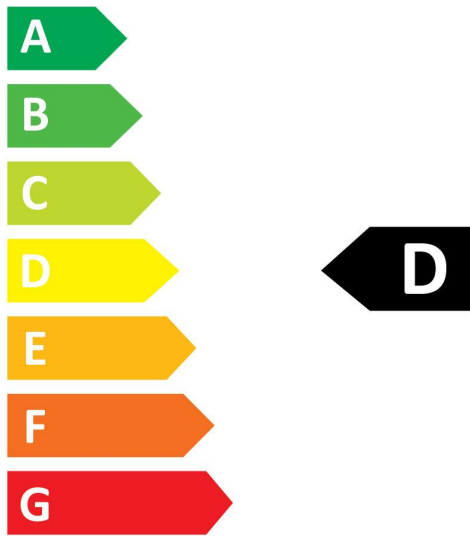
SYLVANIA

REFLED SUPERIA RETRO ES50 V5 600LM 930 36 SL
0030714

Energy label



0030714



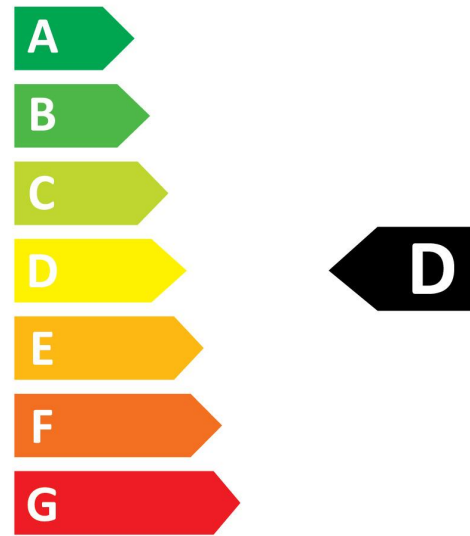
5
kWh/1000h



2019/2015



0030714



5
kWh/1000h



2019/2015