

Productinformatieblad

Specificaties



TeSys - GV3L - Vermogensschakelaar - Magnetisch - 25A - Everlink BTR klemmen

GV3L25

EAN Code: 3389119405423

Prijs: 180,20 EUR

Hoofd

range	Tesys deca
productnaam	TeSys GV3
product of component type	Motor vermogensschakelaar
device short name	GV3L
device applicatie	Motorbeveiliging
trip unit technology	Magnetisch

Complementair

poles description	3P
netwerk type	AC
utilisation category	A In overeenstemming met IEC 60947-2 AC-3 In overeenstemming met IEC 60947-4-1
netfrequentie	50/60 Hz In overeenstemming met IEC 60947-2
motorvermogen kW	11 kW om 400/415 V AC 50/60 Hz 15 kW om 500 V AC 50/60 Hz 18,5 kW om 690 V AC 50/60 Hz
breaking capacity	100 kA Icu om 230/240 V AC 50/60 Hz 100 kA Icu om 400/415 V AC 50/60 Hz 50 kA Icu om 440 V AC 50/60 Hz 12 kA Icu om 500 V AC 50/60 Hz 6 kA Icu om 690 V AC 50/60 Hz
ics dienst kortsluitonderbrekingsvermogen	100 % om 230/240 V AC 50/60 Hz 100 % om 400/415 V AC 50/60 Hz 100 % om 440 V AC 50/60 Hz 50 % om 500 V AC 50/60 Hz 50 % om 690 V AC 50/60 Hz
control type	Rotatiehendel
In toegekende stroomsterkte	25 A
magnetische uitschakelstroom	350 A
Ith conventionele thermische stroom in vrije lucht	25 A In overeenstemming met IEC 60947-2
Ue toegekende bedrijfspanning	690 V AC 50/60 Hz In overeenstemming met IEC 60947-2
Ui toegekende isolatiespanning	690 V AC 50/60 Hz In overeenstemming met IEC 60947-2
Uimp nom. schokgolfsparing	6 kV In overeenstemming met IEC 60947-2
suitability for isolation	Ja In overeenstemming met IEC 60947-1
vermogensdissipatie per pool	8 W
mechanical durability	50000 cycles

De weergegeven prijs is de adviesprijs in euro excl. BTW. Deze kan onderhevig zijn aan korting. Neem contact op met uw lokale distributeur of detailhandel voor de daadwerkelijke prijs

elektrische duurzaamheid	50000 cycles voor AC-3 om 415 V In
nominale werking	Ononderbroken In overeenstemming met IEC 60947-4-1
aanspanmoment	5 N.m - op schroefklemaansluitklem
bevestigingsmethode	35 mm symmetrische DIN-rail: afgesneden Paneel: geschroefd (met 3 schroeven M4)
montagepositie	Horizontaal Verticaal
breedte	55 mm
hoogte	132 mm
diepte	136 mm
gewicht product	0,96 kg
kleur	Donkergrijs

Omgeving

normen	EN/IEC 60947-2 EN/IEC 60947-4-1 UL 60947-4-1 CSA C22.2 Nr 60947-4-1 IEC/EN 60335-1:Punt 30.2 IEC/EN 60335-2-40:Bijlage JJ
product certifications	CCC UL CSA EAC LROS (Lloyds register of shipping) BV ABS DNV-GL UKCA
IP beschermingsgraad	IP20 In overeenstemming met IEC 60529
weerbestedigheid	In overeenstemming met IACS E10
ambient air temperature for storage	-40...80 °C
vuurbestedigheid	960 °C In overeenstemming met IEC 60695-2-11
ambient air temperature for operation	-20...60 °C
mechanische stevigheid	Schokken: 15 Gn gedurende 11 ms contactor open Schokken: 30 Gn gedurende 11 ms contactor gesloten Trillingen: 4 Gn, 5...300 Hz
bedrijfshoogte	3000 m

Verpakkingseenheid

Eenheidstype van verpakking 1	PCE
Aantal eenheden in verpakking 1	1
verpakking 1 hoogte	6,500 cm
verpakking 1 breedte	14,500 cm
verpakking 1 lengte	16,000 cm
verpakking_1_gewicht	988,000 g
Eenheidstype van verpakking 2	S06
Aantal eenheden in verpakking 2	60
verpakking 2 hoogte	75,000 cm

verpakking 2 breedte	60,000 cm
verpakking 2 lengte	80,000 cm
verpakking 2 gewicht	73,500 kg

contractuele waarborg

Garantie (in maanden)	18
-----------------------	----

Schneider Electric wil tegen 2050 de Net Zero-status hebben bereikt via partnerschappen in de toeleveringsketen, materialen met een lagere impact en circulariteit via onze doorlopende campagne "Use Better, Use Longer, Use Again" om de levensduur van producten en de recycleerbaarheid te verlengen.

[Uitleg van Environmental Data >](#)

[Hoe evalueren we de duurzaamheid van producten? >](#)

Milieuoetafdruk

Totale levenscyclus ecologische voetafdruk	30 kg CO2 eq.
Koolstofvoetafdruk van de fabricagefase [A1–A3]	5 kg CO2 eq.
Koolstofvoetafdruk van de distributiefase [A4]	0.3 kg CO2 eq.
Koolstofvoetafdruk van de installatiefase [A5]	0.1 kg CO2 eq.
Koolstofvoetafdruk van de gebruiksfase [B2, B3, B4, B6]	21 kg CO2 eq.
Koolstofvoetafdruk van de einde-levensfase [C1–C4]	3 kg CO2 eq.
Milieu Profiel	Milieuprofiel van het product

Use Better

Materialen en verpakking

Pakket met gerecycleerd karton	Ja
Verpakkingen zonder kunststof	Ja
SCIP-nummer	2057c252-f956-4ac1-a3d9-75119bc8a000
RoHS-richtlijn van de EU	Conform door vrijstelling
REACH-verordening	Referentie bevat zorgwekkende stoffen (SVHC) boven drempelwaarde

Use Longer

Levensduurverlenging

Reparatie	Nee
-----------	-----

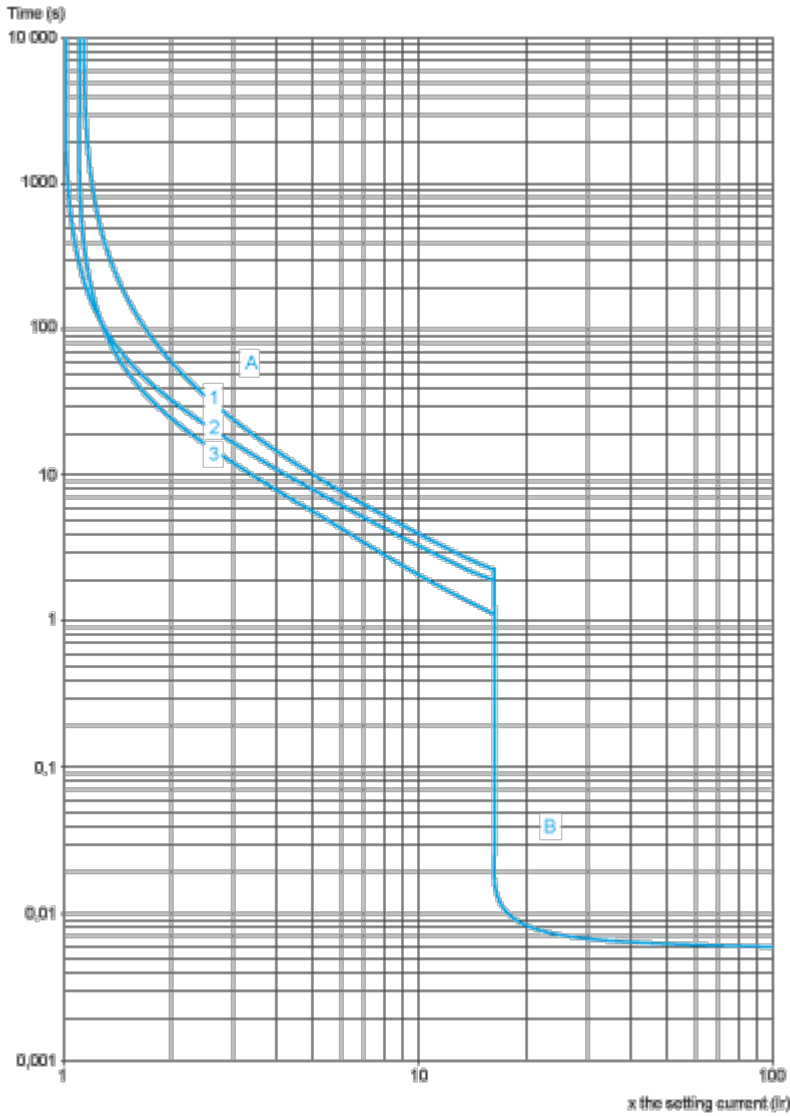
Use Again

Herverpakken en herfabriceren

Percentage mogelijke recycleerbaarheid	58
Circulair Profiel	Informatie over einde levensduur
Terugname	No
WEEE-label	 Het product moet op markten van de Europese Unie worden afgevoerd volgens specifieke afvalinzamelingsregels en mag nooit in een gewone vuilnisbak terechtkomen.

Performance Curves

Tripping Curves for GV3L Combined with Thermal Overload Relay LRD33
 Average Operating time at 20 °C without Prior Current Flow

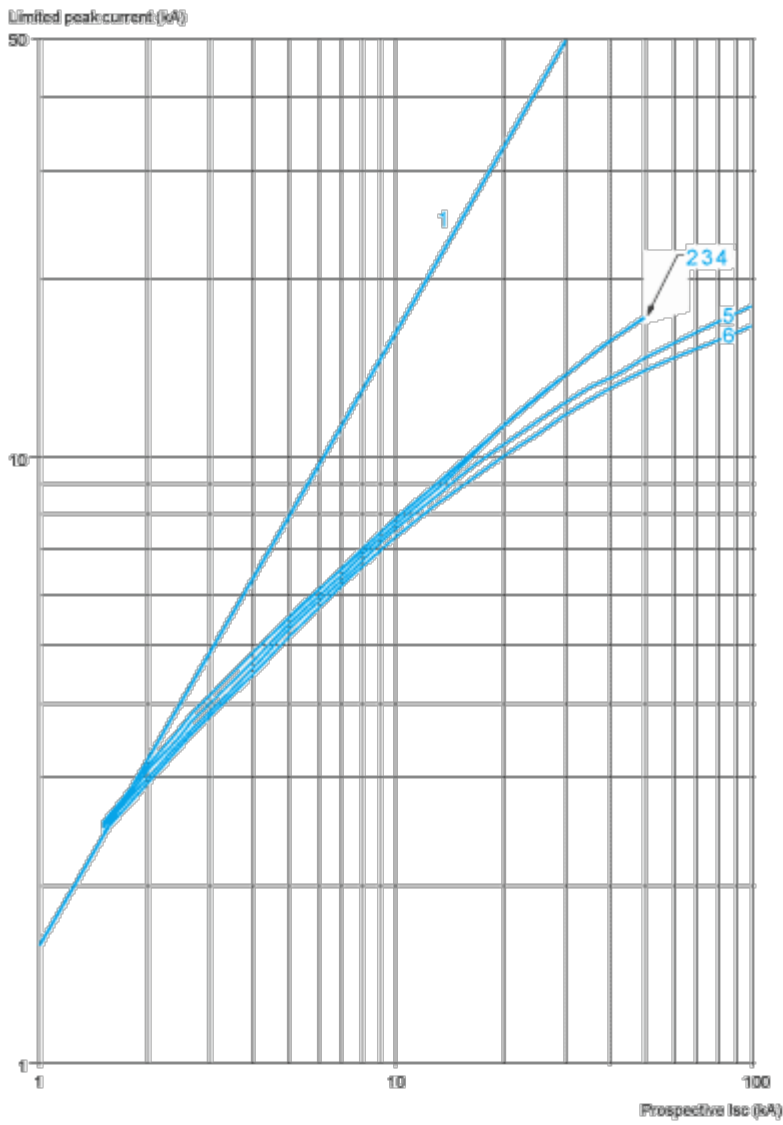


- 1 3 poles from cold state
- 2 2 poles from cold state
- 3 3 poles from hot state
- A Thermal overload relay protection zone
- B GV3L protection zone

Current Limitation on Short-Circuit for GV3L (3-Phase 400/415 V)

Dynamic Stress

$I_{peak} = f(\text{prospective } I_{sc}) \text{ at } 1.05 U_e = 435 \text{ V}$

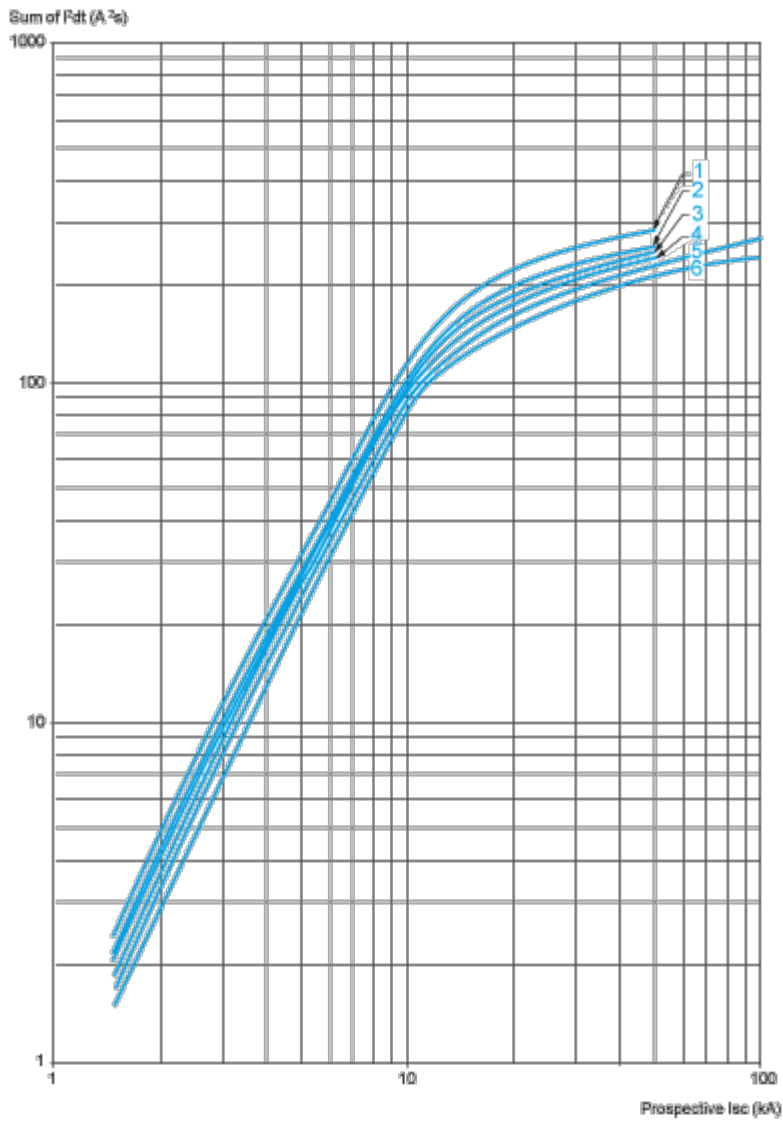


- 1 Maximum peak current
- 2 GV3L80 - GV3L73 - GV3L65
- 3 GV3L50
- 4 GV3L40
- 5 GV3L32
- 6 GV3L25

Thermal Limit on Short-Circuit for GV3L

Thermal Limit in A²s

Sum of I²dt = f (prospective Isc) at 1.05 Ue = 435 V

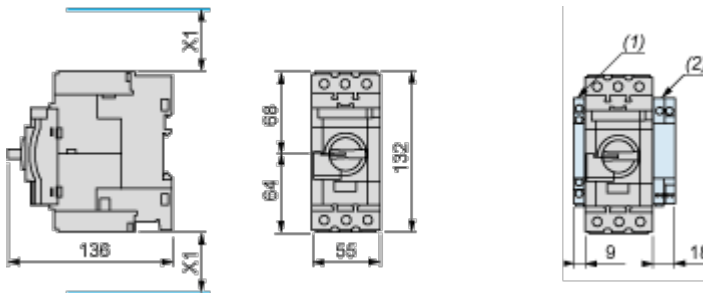


- 1 GV3L73 - GV3L80
- 2 GV3L65
- 3 GV3L50
- 4 GV3L40
- 5 GV3L32
- 6 GV3L25

Dimensions Drawings

GV3L, GV3P

Dimensions

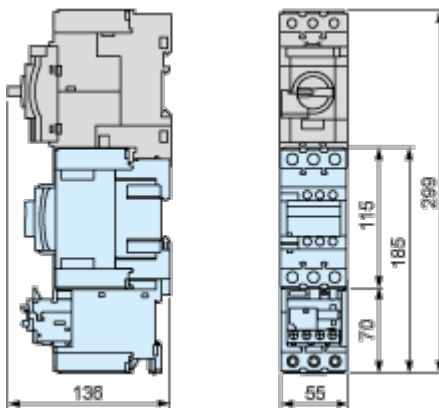


- (1) Blocks GVAN_{●●}, GVAD_{●●} and GVAM11.
- (2) Blocks GV3AU_{●●} and GV3AS_{●●}.

X1 = Electrical clearance (ISC max) 40 mm for $U_e \leq 500$ V, 50 mm for $U_e \leq 690$ V

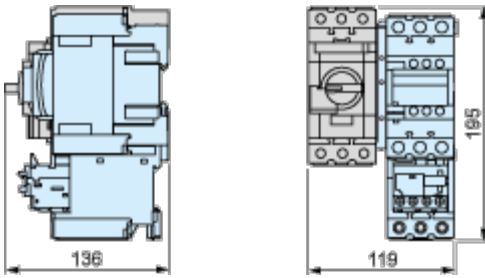
NOTE: Leave a space of 9 mm between 2 circuit breakers: either an empty space or side-mounting add-on contact blocks. Side by side mounting is possible up to 40 °C.

Mounting with Tesys contactor LC1D40A...D80A and relay LR3D313...380 ⁽¹⁾⁽²⁾⁽³⁾



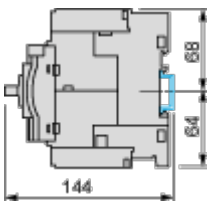
- (1) Mountings with c.b. up to GV3L73, GV3P73.
- (2) For GV3L80, GV3P80 use cable between components for dissipating heat. Consult online datasheets for values.
- (3) S-shape busbar system suitable up to 73 A.

Side by side mounting with Tesys contactor LC1D40A...D73A (S-shape busbar system GV3S⁽¹⁾)

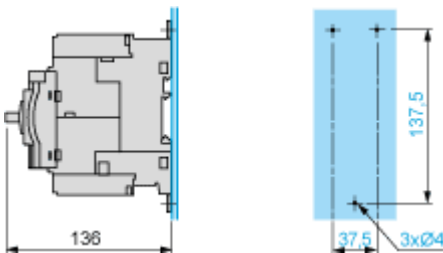


(1) Mountings with c.b. up to GV3L73, GV3P73.

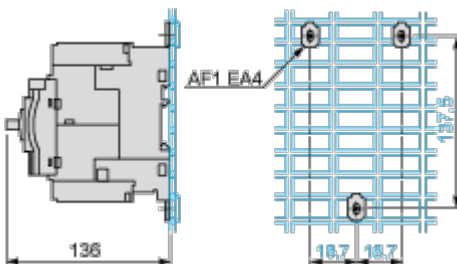
Mounting on Rail AM1 DE200 or AM1 ED201



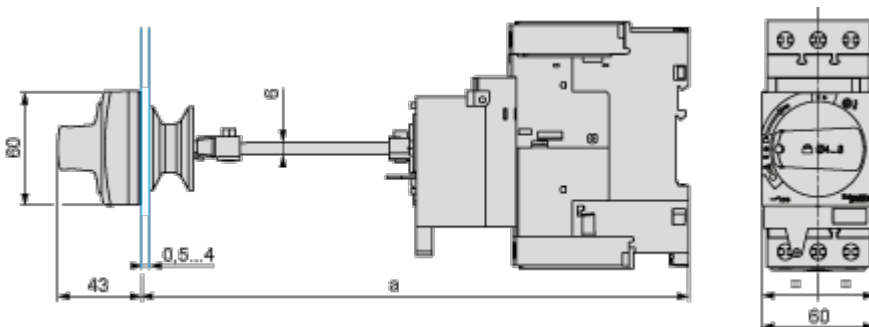
Panel Mounting, using M4 Screws



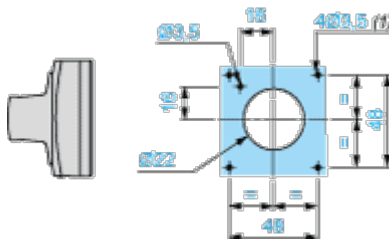
Mounting on Pre-Slotted Plate AM1 PA



Mounting of External Operator GV3APN01, GV3APN02 or GV3APN04 for Motor Circuit Breakers GV3L

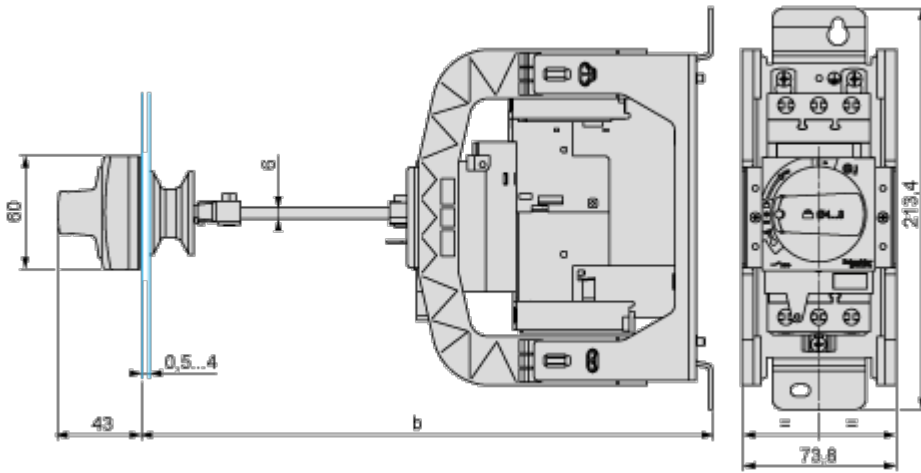


Door cut-out



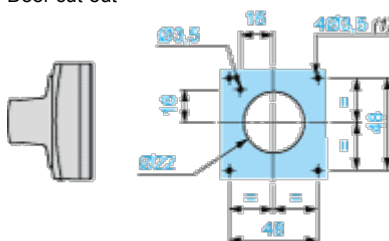
(1) For IP65 only.

Mounting of External Operator GVAPH03 for Motor Circuit Breakers GV3L



	b	
	Minimum	Maximum
GV3APN _{..} + GVAPH03	200	300
GV3APN _{..} + GVAPH03 + GVAPK12	300	492

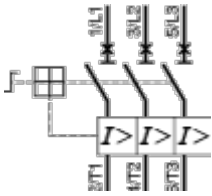
Door cut-out



(1) For IP65 only.

Connections and Schema

GV3L••



Offer Marketing Illustration

Product benefits / Features



TeSys Deca Motor Circuit Breakers

Range Accessories



Auxiliary
contact blocks



Comb busbar



Current limiter




Energy Sensor



Large
spacing cover



Terminal block



Combination block



Extended
rotary handle

Offer Marketing Illustration

Product benefits / Features

TeSys Deca Motor Circuit Breakers

Technical Benefits



Easily integrated within multiple configurations, thanks to its 55 mm standard width and mounting on DIN rail.

9 ratings in total

Magnetic and thermal overload protection, covers 9 to 80 A, 7.5 to 40 hp motor with 65 kA / 480 Y Type F

Sturdy and long-lasting power connection with EverLink terminals

Three-position (Start/Stop/Tripped) rotary handle, front face padlocking and other accessories

Operating temperature from -20° C to +60° C open operation

Offer Marketing Illustration

Product benefits / Features

TeSys Deca Motor Circuit Breakers



Operation and maintenance

Digital customer experience for technical documents and maintenance guide via EcoStruxure™ Facility Expert



Build and commissioning

Easier to install and operate with multi-standard screws, safe and long-lasting power connection with EverLink terminals.



Universal Integration

Can be used for all type of applications across industry, infrastructure and buildings.

Image of product / Alternate images

Alternative



Technical Illustration

Assembly's dimensions

