


## Data Sheet | Item Number: 232-140/005-000

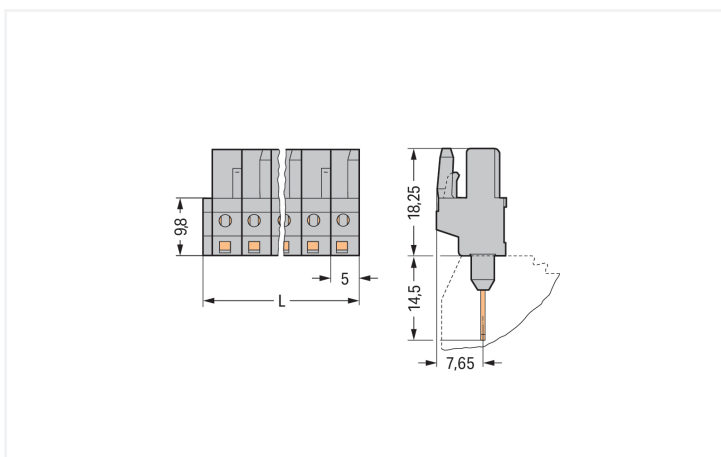
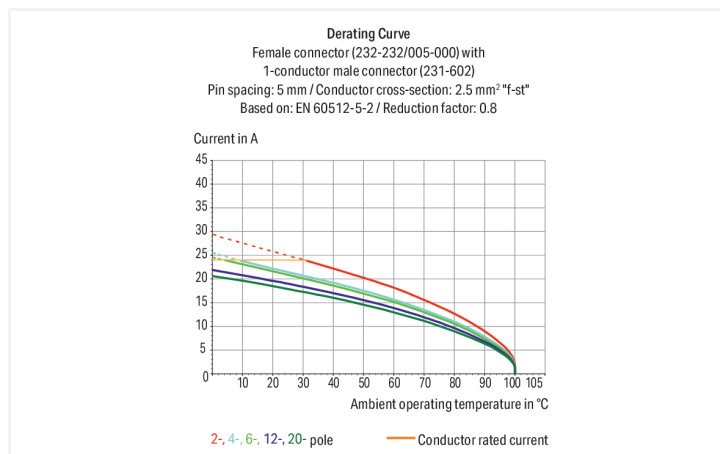
Female connector for rail-mount terminal blocks; 0.6 x 1 mm pins; straight; Pin spacing 5 mm; 10-pole; gray

<https://www.wago.com/232-140/005-000>



Color: ■ gray

Similar to illustration



Dimensions in mm

L = (pole no. x pin spacing) + 1.5 mm<sup>2</sup>- to 3-pole female connectors – one latch only

Female connector, 232 Series, gray

Our female connector (item number 232-140/005-000) is designed for seamless electrical installations. Dimensions: (51.5 x 32.75 x 11.6) mm (width x height x depth).

The contact surface is coated with tin.

## Notes

## Safety Information

The MCS – MULTI CONNECTION SYSTEM includes connectors without breaking capacity in accordance with DIN EN 61984. When used as intended, these connectors must not be connected/disconnected when live or under load. When used as intended, these connectors must not be connected/disconnected when live or under load. The circuit design should ensure header pins, which can be touched, are not live when unmated.

## Variants:

Other pole numbers

Other versions (or variants) can be requested from WAGO Sales or configured at <https://configurator.wago.com/>.

## Electrical data

| Ratings per IEC/EN 60664-1      |       |       |       | Approvals per UL 1059 |       |   |       |
|---------------------------------|-------|-------|-------|-----------------------|-------|---|-------|
| Overvoltage category            | III   | III   | II    | Use group             | B     | C | D     |
| Pollution degree                | 3     | 2     | 2     | Rated voltage         | 300 V | - | 300 V |
| Nominal voltage                 | 320 V | 320 V | 630 V | Rated current         | 15 A  | - | 10 A  |
| Rated impulse withstand voltage | 4 kV  | 4 kV  | 4 kV  |                       |       |   |       |
| Rated current                   | 12 A  | 12 A  | 12 A  |                       |       |   |       |

| Approvals per UL 1977 |       | Approvals per CSA |       |   |       |
|-----------------------|-------|-------------------|-------|---|-------|
| Rated voltage         | 600 V | Use group         | B     | C | D     |
| Rated current         | 15 A  | Rated voltage     | 300 V | - | 300 V |
|                       |       | Rated current     | 15 A  | - | 10 A  |

## Connection Data

|                            |    |                     |    |  |  |
|----------------------------|----|---------------------|----|--|--|
| Clamping units             | 10 | <b>Connection 1</b> |    |  |  |
| Total number of potentials | 10 | Pole number         | 10 |  |  |
| Number of connection types | 1  |                     |    |  |  |
| Number of levels           | 1  |                     |    |  |  |

## Physical data

|                         |                         |
|-------------------------|-------------------------|
| Pin spacing             | 5 mm / 0.197 inches     |
| Width                   | 51.5 mm / 2.028 inches  |
| Height                  | 32.75 mm / 1.289 inches |
| Height from the surface | 18.25 mm / 0.719 inches |
| Depth                   | 11.6 mm / 0.457 inches  |

## Mechanical data

|                          |     |
|--------------------------|-----|
| Variable coding          | Yes |
| Anti-rotation protection | Yes |

## Plug-in connection

|                                                   |                                           |
|---------------------------------------------------|-------------------------------------------|
| Contact type (pluggable connector)                | Female connector/socket                   |
| Connector (connection type)                       | for front-entry rail-mount terminal block |
| Mismating protection                              | No                                        |
| Mating direction to the rail-mount terminal block | 90 °                                      |

### Material data

|                                    |                                                                          |
|------------------------------------|--------------------------------------------------------------------------|
| Note (material data)               | <a href="#">Information on material specifications can be found here</a> |
| Color                              | gray                                                                     |
| Material group                     | I                                                                        |
| Insulation material (main housing) | Polyamide (PA66)                                                         |
| Flammability class per UL94        | V0                                                                       |
| Contact material                   | Copper alloy                                                             |
| Contact Plating                    | Tin                                                                      |
| Fire load                          | 0.178 MJ                                                                 |
| Weight                             | 10.4 g                                                                   |

### Environmental requirements

|                         |                |
|-------------------------|----------------|
| Limit temperature range | -60 ... +85 °C |
| Processing temperature  | -35 ... +60 °C |

### Commercial data

|                       |                        |
|-----------------------|------------------------|
| Product Group         | 3 (Multi Conn. System) |
| PU (SPU)              | 50 pcs                 |
| Packaging type        | Box                    |
| Country of origin     | DE                     |
| GTIN                  | 4044918569637          |
| Customs tariff number | 85366990990            |

### Product Classification

|             |                      |
|-------------|----------------------|
| UNSPSC      | 39121409             |
| eCl@ss 10.0 | 27-14-11-06          |
| eCl@ss 9.0  | 27-14-11-06          |
| ETIM 9.0    | EC001284             |
| ETIM 10.0   | EC001284             |
| ECCN        | NO US CLASSIFICATION |

### Environmental Product Compliance

|                        |                         |
|------------------------|-------------------------|
| RoHS Compliance Status | Compliant, No Exemption |
|------------------------|-------------------------|

### Approvals / Certificates

#### General approvals



| Approval                              | Standard  | Certificate Name |
|---------------------------------------|-----------|------------------|
| CB<br>DEKRA Certification B.V.        | IEC 61984 | NL-113351        |
| CSA<br>DEKRA Certification B.V.       | C22.2     | 1466354          |
| KEMA/KEUR<br>DEKRA Certification B.V. | EN 61984  | 71-130478 REV.1  |
| UL<br>Underwriters Laboratories Inc.  | UL 1977   | E45171           |
| UL<br>Underwriters Laboratories Inc.  | UL 1059   | E45172           |

#### Approvals for marine applications



| Approval                  | Standard  | Certificate Name |
|---------------------------|-----------|------------------|
| BV<br>Bureau Veritas S.A. | IEC 60998 | 11915/E0 BV      |

## Downloads

## Environmental Product Compliance

## Compliance Search

Environmental Product  
Compliance  
232-140/005-000



## Documentation

## Additional Information

Technical Section

03.04.2019

pdf

2027.26 KB



## CAD/CAE-Data

## CAD data

2D/3D Models  
232-140/005-000



## CAE data

EPLAN Data Portal  
232-140/005-000



ZUKEN Portal  
232-140/005-000



## 1 Compatible Products

## 1.1 System counterpart

## 1.1.1 Male connector/plug

**Item No.: 231-610**

1-conductor male connector; CAGE  
CLAMP®; 2.5 mm<sup>2</sup>; Pin spacing 5 mm; 10-  
pole; gray

## 1.2 Optional Accessories

## 1.2.1 Test and measurement

## 1.2.1.1 Testing accessories

**Item No.: 231-661**

Test plugs for female connectors; for 5  
mm and 5.08 mm pin spacing; 2,50 mm<sup>2</sup>;  
light gray