

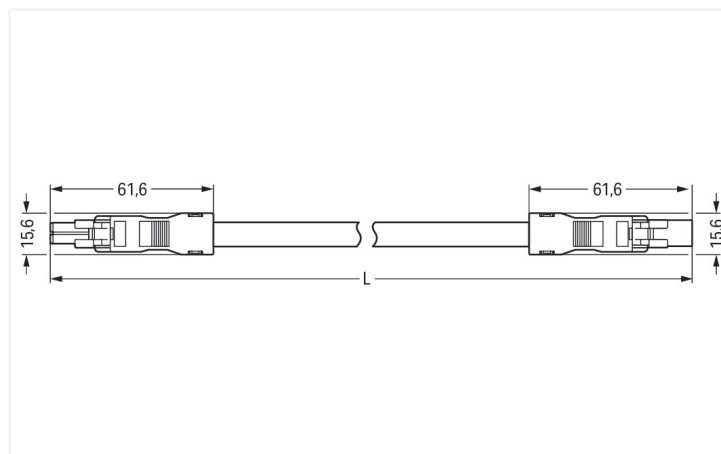
## Data Sheet | Item Number: 891-8982/016-701

pre-assembled interconnecting cable; Eca; Socket/plug; 2-pole; Cod. I; H05Z1Z1-F  
2 x 1,50 mm<sup>2</sup>; 7 m; 1,50 mm<sup>2</sup>; blue

<https://www.wago.com/891-8982/016-701>



Color: ■ blue



Dimensions in mm

### Cable assembly WINSTA® MINI with protection against mismatching

Use effective pluggable connections instead of laborious screw connections: With the WINSTA® MINI cable assembly with protection against mismatching. The pluggable installation connectors with spring pressure connection technology function completely without screw connections. They allow fast, efficient, error-free installation in a large number of applications. The coding options reduce installation errors, allowing fast, secure wiring of all components. WINSTA® MINI pluggable installation connectors with I coding in blue are particularly suitable for intelligent, for example for the dimming function of DALI lights. Due to its particularly compact dimensions, our WINSTA® MINI Pluggable Connection System with Push-in CAGE CLAMP® spring pressure connection technology is very suitable in very restricted spaces, i.e., for connections when very little room is available. This product meets all the relevant fire protection requirements of fire class E; as a result it can be used in domains where fire safety is relevant. In the production of this cable assembly, we eliminated the use of halogen. This is an important contribution to environmental protection.

Fast, error-free assembly thanks to cable assemblies from WAGO

The cable is pre-assembled with a socket and a plug. The WINSTA® Pluggable Connection System allows pluggable electrical installation. This significantly reduces the need for servicing and lowers costs. Now you can also lower installation costs without compromising safety and quality: with marking eliminates the need for servicing and prevents unnecessary downtime.

- pluggable installation connectors with protection against mismatching
- compact design for conductors with a cross-section up to 1.5 mm<sup>2</sup>
- with I coding for controlling light (DALI standard)
- exact dimensions
- convenient installation and commissioning

### Notes

Note Cables with a different fire class can be found in the eShop.

### Electrical data

RATINGS PER	IEC/EN 60664-1		
Overvoltage category	III	III	II
Pollution degree	3	2	2
Nominal voltage	250 V	-	-
Rated impulse withstand voltage	4 kV	-	-
Rated current	16 A	-	-

### General information

Note on contact resistance approx. 1 mΩ of contact resistance  
approx. 0.25 mΩ contact transition plug/  
socket

## Connection Data

Total number of potentials	2	<b>Connection 1</b>	
		Pole number	2
		Wire cross-section	1.5 mm <sup>2</sup>
		Connection type	Socket - Plug

## Physical data

Pin spacing	4.4 mm / 0.173 inches
Width	15.6 mm / 0.614 inches
Height	13.2 mm / 0.52 inches
Total length	7 m

## Mechanical data

Use	DALI, Lighting Management
Coding	I
Variable coding	No
Marking	+ -
Potential marking	+ -
Mating force of a plug-in connection	approx. 20 ... 70 N (depending on pole number)
Retention force of a plug-in connection	when locked: > 80N
Unmating force of a plug-in connection	when unlocked: approx. 20 ... 70 N (depending on pole number)
Number of mating cycles	200, without resistive load
Connection type	Socket - Plug
Type of pre-assembled cable	Interconnecting cable
Cable type	H05Z1Z1-F 2x1.5
Protection type	IP20; IP40 when mated

## Plug-in connection

Mismating protection	Yes
Note on mismating protection	All WINSTA® components are 100% protected against mismating when: a.) plugging different numbers of poles b.) plugging while rotated 180 c.) plugging while laterally staggered d.) plugging one pole
Locking lever	Can be retrofitted
Locking of plug-in connection	Locking lever
Note on locking system	All connectors for mounted installations (snap-in versions for lighting fixtures or devices, all types of PCB and distribution connectors) are factory-equipped with locking levers to ensure plugs and sockets are securely locked. Additional locking levers are only required for flying leads (plug/socket).

## Material data

Note (material data)	<a href="#">Information on material specifications can be found here</a>
Color	blue
Insulation material (main housing)	Polyamide (PA66)
Fire class per EN 50575	E <sub>ca</sub>
Contact material	Copper or copper alloy; surface-treated
Contact Plating	Tin
Fire load	209.284 MJ
Connector color	blue
Strain relief color	black
Sheathed cable color	black
Printing color of sheathed cable	white
Halogen-free	Yes

### Material data

Silicon-free	Yes
Sheath material	Halogen-free
Rubber cable	No
Weight	557 g
Copper weight of the raw cable	0.029 kg/m

### Environmental requirements

Processing temperature	-5 ... +40 °C
Continuous operating temperature	-35 ... +85 °C
Note on continuous operating temperature	Cable for temperatures ≤ 70 °C (including halogen-free) Insulating parts for temperatures ≤ 105 °C

### Commercial data

PU (SPU)	1 pcs
Packaging type	unpacked
Country of origin	PL
GTIN	4055143391627
Customs tariff number	85444290900

### Product Classification

UNSPSC	26121629
eCl@ss 10.0	27-44-06-04
eCl@ss 9.0	27-44-06-04
ETIM 9.0	EC002587
ETIM 10.0	EC002587
ECCN	NO US CLASSIFICATION

### Environmental Product Compliance

RoHS Compliance Status	Compliant, No Exemption
------------------------	-------------------------

### Downloads

#### Environmental Product Compliance



##### Compliance Search

Environmental Product  
Compliance  
891-8982/016-701



### Documentation

#### Bid Text

891-8982/016-701	19.02.2019	xml 3.00 KB	
891-8982/016-701	24.11.2014	doc 24.50 KB	

## CAD/CAE-Data

## CAE data

WSCAD Universe  
891-8982/016-701



## 1 Compatible Products

## 1.1 Required Accessories

## 1.1.1 Locking system

## 1.1.1.1 Locking system

[Item No.: 890-111](#)

Locking lever; for flying leads; for tool operation; black

[Item No.: 890-131](#)

Locking lever; for flying leads; for tool operation; white

[Item No.: 890-101](#)

Locking lever; for manual operation; black

[Item No.: 890-121](#)

Locking lever; for manual operation; white

## 1.2 Optional Accessories

## 1.2.1 Cover

## 1.2.1.1 Cover

[Item No.: 897-2001](#)

Protective cap; Type1; for sockets and plugs; PVC; red

## 1.2.2 Installation

## 1.2.2.1 Mounting accessories

[Item No.: 890-310](#)

Mounting carrier; 2- to 5-pole; for flying leads; black

[Item No.: 890-311](#)

Mounting carrier; 2- to 5-pole; for flying leads; white