

Data Sheet | Item Number: 294-5035

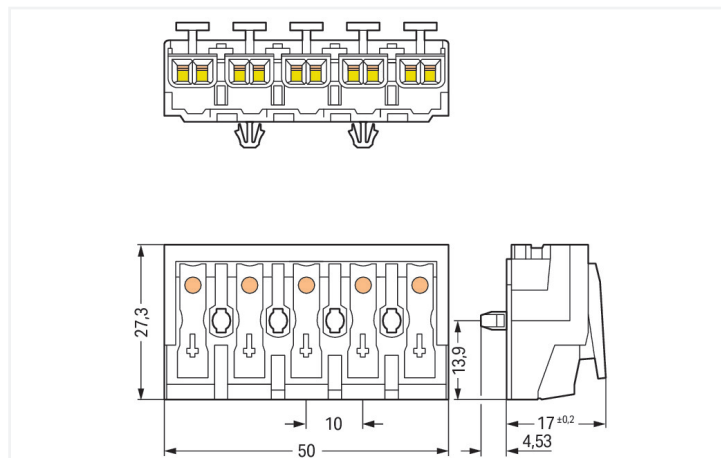
Lighting connector; push-button, external; without ground contact; DA+ DA- L PE N;
5-pole; Lighting side: for solid conductors; Inst. side: for all conductor types; max.
2.5 mm²; Surrounding air temperature: max 85°C (T85); white



<https://www.wago.com/294-5035>



Color: ■ white



Dimensions in mm

Field-wiring terminal block, 294 Series, push-button

This field-wiring terminal block (item number 294-5035) is designed to connect conductors quickly and easily. Ensure that the strip lengths are between 8 and 9 mm when connecting conductors to this field-wiring terminal block. This product features four conductor terminals and utilizes Push-in CAGE CLAMP® as well as PUSH WIRE®. Push-in CAGE CLAMP® technology provides a universal connection solution for any type of conductor. It allows both solid and fine-stranded conductors with ferrules to be inserted directly into the clamping point without the need for tools. Our tried-and-tested PUSH WIRE® connection offers the fastest method for clamping conductors. It utilizes the conductor's stiffness to overcome the clamping spring's contact force. Dimensions: (50 x 21.53 x 27.3) mm (width x height x depth). This field-wiring terminal block is suitable for conductor cross sections ranging from 0.5 mm² to 2.5 mm² on one side and for conductor cross sections ranging from 0.5 mm² to 2.5 mm² on the other side as well as conductor cross sections from 0.5 mm² to 2.5 mm² and from 0.5 mm² to 0.75 mm² depending on the conductor type.

The contact surface is coated with tin.

Electrical data

Ratings per	IEC/EN 60998-1		
Overvoltage category	III	III	II
Pollution degree	3	2	2
Nominal voltage	-	-	500 V
Rated impulse withstand voltage	-	-	4 kV
Rated current	-	-	24 A

Ratings per IEC/EN – Notes	
Ratings (note)	Connection points

Ratings per	IEC/EN 60998-2-2		
Overvoltage category	III	III	II
Pollution degree	3	2	2
Nominal voltage	-	-	500 V
Rated impulse withstand voltage	-	-	4 kV
Rated current	-	-	24 A

General information	
Wiring direction	Side-entry wiring

Connection Data

Clamping units	25
Total number of potentials	5
Number of connection types	4
PE function	without PE contact

Connection 1

Connection type	External 1
Connection technology	Push-in CAGE CLAMP®
Number of connection points	2
Actuation type	Push-button
Connectable conductor materials	Copper
Solid conductor	0.5 ... 2.5 mm ² / 18 ... 12 AWG
Solid conductor; push-in termination	0.5 ... 2.5 mm ² / 18 ... 12 AWG
Stranded conductor	0.5 ... 2.5 mm ² / 18 ... 14 AWG
Fine-stranded conductor	0.5 ... 2.5 mm ² / 18 ... 14 AWG
Fine-stranded conductor; with insulated ferrule	0.5 ... 1.5 mm ² / 18 ... 16 AWG
Fine-stranded conductor; with uninsulated ferrule	0.5 ... 1.5 mm ² / 18 ... 16 AWG
Fine-stranded conductor; with ferrule; push-in termination	0.5 mm ² / 18 AWG
Strip length	8 ... 9 mm / 0.31 ... 0.35 inches
Pole number	5
Wiring direction	Side-entry wiring

Connection 2

Connection type	Internal 2
Connection technology	PUSH WIRE®
Number of connection points	1
Actuation type	Push-in
Solid conductor	0.5 ... 2.5 mm ² / 18 ... 14 AWG
Fine-stranded conductor; with insulated ferrule	0.5 ... 1 mm ² / 18 ... 16 AWG
Fine-stranded conductor; with uninsulated ferrule	0.5 ... 1.5 mm ² / 18 ... 14 AWG
Strip length	8 ... 9 mm / 0.31 ... 0.35 inches

Connection 3

Connection type	Internal 3
Connection technology	PUSH WIRE®
Number of connection points	1
Actuation type	Push-in
Solid conductor	0.5 ... 1.5 mm ² / 18 ... 16 AWG
Fine-stranded conductor; with insulated ferrule	0.5 ... 0.75 mm ² / 18 AWG
Fine-stranded conductor; with uninsulated ferrule	0.5 ... 1 mm ² / 18 AWG
Strip length	8 ... 9 mm / 0.31 ... 0.35 inches

Connection 4

Connection type	Internal 4
Connection technology	PUSH WIRE®
Number of connection points	1
Actuation type	Push-in
Solid conductor	0.5 ... 0.75 mm ² / 18 AWG
Strip length	8 ... 9 mm / 0.31 ... 0.35 inches

Physical data

Pin spacing	10 mm / 0.394 inches
Width	50 mm / 1.969 inches
Height	21.53 mm / 0.848 inches
Height from the surface	17 mm / 0.669 inches
Depth	27.3 mm / 1.075 inches

Mechanical data

Marking	DA+ DA- L ⊕ N
Mounting type	Snap-in foot

Material data

Note (material data)	Information on material specifications can be found here
Color	white
Material group	IIIa
Insulation material (main housing)	Polycarbonate (PC)
Flammability class per UL94	V0
Clamping spring material	Chrome-nickel spring steel (CrNi)
Contact material	Electrolytic copper (E _{Cu})
Contact Plating	Tin
Fire load	0.302 MJ
Halogen-free	Yes
Weight	15.2 g

Environmental requirements

Temperature stability	120 °C
T marking	T85

Commercial data

Product Group	8 (Misc. Chassis Mount Blocks)
PU (SPU)	250 pcs
Packaging type	Foil
Country of origin	CH
GTIN	4050821098232
Customs tariff number	85369010000

Product Classification

UNSPSC	39121409
eCl@ss 10.0	27-14-11-06
eCl@ss 9.0	27-14-11-06
ETIM 9.0	EC001284
ETIM 10.0	EC001284
ECCN	NO US CLASSIFICATION

Environmental Product Compliance

REACH Candidate List Substance	Perfluorobutane sulfonic acid (PFBS) and its salts
RoHS Compliance Status	Compliant, No Exemption
SCIP notification number (Austria)	1b6715ac-3e96-4ed1-b49e-d44bdbbeaaee
SCIP notification number (Belgium)	3799339b-3036-44dd-ad5e-57f5e90c4de4
SCIP notification number (Bulgaria)	d307decb-a17a-441f-aab0-3d9d1697a906
SCIP notification number (Czech Republic)	af9a5054-3741-4ddd-b794-ad3171b96e88
SCIP notification number (Denmark)	85b75c72-3e1f-4779-b41d-655a1faa109f
SCIP notification number (Finland)	be7a1bf1-9b3e-4855-9757-262894308622
SCIP notification number (France)	845ab459-3c9c-45d8-a6b3-84c2b03fc4b4
SCIP notification number (Germany)	cf89dfc6-8acb-457c-a795-09612e60ee39
SCIP notification number (Hungary)	9263bc9e-3f63-4b3c-8427-9cf29e0b52c2
SCIP notification number (Italy)	e7ed92c0-b47e-46e9-8af7-0bc80833a4cf
SCIP notification number (Netherlands)	e67c1592-9701-4444-ad45-8d8b69ccfe1a
SCIP notification number (Poland)	6928ddcd-28a4-4173-b41d-4c7e63da8699

Environmental Product Compliance

SCIP notification number (Romania)	7f30baf6-cb42-4a94-be9b-e5a88e644a53
SCIP notification number (Sweden)	2ae5bcd1-07e5-4f34-b6e3-0b849727fb2b

Approvals / Certificates

General approvals **Declarations of conformity and manufacturer's declarations**



Approval	Standard	Certificate Name
ENEC 05 DEKRA Certification B.V.	EN 60998	2128791.01

Approval	Standard	Certificate Name
EU-Declaration of Conformity WAGO GmbH & Co. KG	-	-
UK-Declaration of Conformity WAGO GmbH & Co. KG	-	-

Downloads

Environmental Product Compliance

Compliance Search
Environmental Product Compliance 294-5035 ↓

Documentation

Bid Text			
294-5035	19.02.2019	xml 5.58 KB	↓
294-5035	13.06.2017	doc 28.00 KB	↓

CAD/CAE-Data

CAD data
2D/3D Models 294-5035 ↓

CAE data
WSCAD Universe 294-5035 ↓
ZUKEN Portal 294-5035 ↓

1 Compatible Products

1.1 Optional Accessories

1.1.1 Strain relief

1.1.1.1 Strain relief



Item No.: 294-370

Strain relief; for 294 Series; with snap-in mounting feet; white

Item No.: 294-375

Strain relief; for 294 Series; without snap-in mounting feet; white

1.1.1.2 Strain relief plate



Item No.: 294-364

Strain relief plate; for 294 Series; for multi-core cables; 3- to 5-pole; with secured clamp; white

Item No.: 294-384

Strain relief plate; for 294 Series; for single strands; 3- to 5-pole; with secured clamp; white

1.1.2 Tool

1.1.2.2 Operating tool

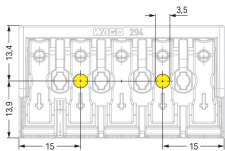


Item No.: 206-294

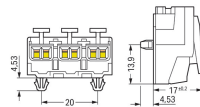
Disconnection tool; green

Installation Notes

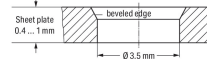
Installation



5-pole – without ground contact

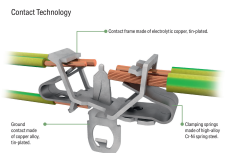


Snap-in foot



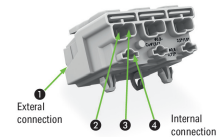
Drilled hole for snap-in mounting foot

Conductor termination



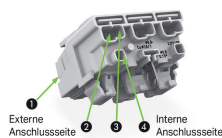
EUROPE	
1 x 0.5 ... 2.5 mm ² "s"	
1 x 0.5 ... 1.5 mm ² "s"	
1 x 0.5 ... 0.75 mm ² "s"	
AMERICA	
1 x AWG 18 ... 14 "s"	
1 x AWG 18 ... 16 "s"	
1 x AWG 18 "s"	
JAPAN	
1 x 0.8 ... 1.6 mm diam. "s"	
1 x 0.8 ... 1 mm diam. "s"	
1 x 0.8 mm diam. "s"	

EUROPE	
2 x 0.5 ... 2.5 mm ² "s, str, f-str"	
AMERICA	
2 x AWG 18 ... 12 "s"	
2 x AWG 18 ... 14 "s, f-str"	
JAPAN	
2 x 0.8 ... 2 mm diam. "s"	
2 x 0.5 ... 2 mm ² "str, f-str"	



Internal connection:
PUSH WIRE® for internal wiring with solid conductors

External connection:
Push-in CAGE CLAMP® for field-wiring with all conductor types



Terminating five conductors per pole – solid and fine-stranded.

