

**Data Sheet | Item Number: 258-5108**

Thermal transfer printer; Smart Printer; for complete control cabinet marking; basic kit; Without marking material

<https://www.wago.com/258-5108>



This item includes:



Item No.: 258-5005

1

Thermal transfer ink ribbon; for Smart Printer; black

Item No.: 258-5006

1

Roller; for Smart Printer; for marking strips, device and equipment markers, conductor and cable markers

Item No.: 258-5007

1

Roller; for Smart Printer; for WMB-Inline WAGO (2009-115, -114, -113); 1 grinding device

System requirements

Memory	4 GB
Supported operating systems	Windows 7 Windows 8 Windows 10 Windows 11 Linux®

Technical data

Print head	Glass layer, spring-mounted
Print resolution	300 dpi
Print resolution	300 dpi (12 pixels/mm)
Print speed	Max. 127 mm/s (WAGO recommends 50.8 mm/s)
Print width	47 mm
Print length (max.)	762 mm
See-through/reflective sensor	Yes, centrally mounted
Memory	8192 MB
Interfaces	USB type A, (for BT and Wi-Fi connection), USB type B (for PC connection), RS-232, ETHERNET 10/100 Mbps
Operating voltage	100 ... 240 VAC, 50 ... 60 Hz (automatic adjustment)
Safety approvals	CE (EMC)
Operating display	Color TFT LCD with navigation button
Ink ribbon	Roll outer diameter: 40 mm; Core inner diameter: 12.7 mm (0.5 inch); Max. length: 110 m; Max. width: 58 mm
Ink ribbon length	360.9
Scope of delivery	Power supply + cable, 2 rollers (258-5006 + 258-5007), 1 roller holder, 1 ink ribbon (258-5005), Smart Script marking software and driver, USB cable, external unwinder, 1 empty cardboard core

Physical data

Height	175 mm / 6.89 inches
Width	135 mm / 5.315 inches
Depth	245 mm / 9.646 inches

Material data

Weight	3404 g
Fire load	0 MJ

**Environmental requirements**

Ambient temperature (storage)	-20 ... +50 °C
Ambient temperature (operation)	+5 ... +40 °C

**Commercial data**

PU (SPU)	1 pcs
Packaging type	Box
Country of origin	TW
GTIN	4066966520835
Customs tariff number	84433210000

**Product Classification**

UNSPSC	43212108
ETIM 9.0	EC000610
ETIM 10.0	EC000610
ECCN	NO US CLASSIFICATION

**Environmental Product Compliance**

RoHS Compliance Status	Compliant, No Exemption
------------------------	-------------------------

**Approvals / Certificates**

**General approvals** **Declarations of conformity and manufacturer's declarations**



Approval	Standard	Certificate Name
EAC GZO Almaty Standart	TP TC 004/2011	EAC CoC 03079
KC National Radio Research Agency	Article 58-2, Clause 3	R-R-W43-258-5101
UL Underwriters Laboratories Inc.	UL 60950-1	E482462

Approval	Standard	Certificate Name
EU-Declaration of Conformity WAGO GmbH & Co. KG	-	-
UK-Declaration of Conformity WAGO GmbH & Co. KG	-	-

**Approvals for hazardous areas**



Approval	Standard	Certificate Name
CCC CHINA QUALITY CERT. CENTRE	-	2024010904626771

Downloads

Environmental Product Compliance

Compliance Search

Environmental Product Compliance 258-5108



Documentation

Additional Information

Smart Printer Zubehör-übersicht	15.04.25 03.04.2025	pdf 453.91 KB	
FAQ fault description and troubleshooting	002.07.2017 27.04.2020	pdf 81.89 KB	
Allocation roller printing material	001.12.2016 10.09.2020	pdf 139.96 KB	
Instructions external unwinder	001.12.2016 08.09.2020	pdf 1006.78 KB	
Installation guide, quick start	160122.010	pdf 5686.57 KB	
IT infrastructure requirements	002.09.2017 15.08.2019	pdf 35.70 KB	
Cutting Unit V2	1 27.04.2020	pdf 494.45 KB	
Overview software versions	1 22.02.2021	pdf 716.49 KB	
Material guidance		pdf 2294.23 KB	

1 Compatible Products

1.1 Optional Accessories

1.1.1 Accessories for marking devices

1.1.1.1 Accessories for marking devices



[Item No.: 258-5015](#)

Carrying case; white

[Item No.: 258-5030](#)

Cutter; for Smart Printer; for marking strips, equipment markers, conductor and cable markers; Durable; High accuracy

[Item No.: 258-5104](#)

Power Bank; 12 ... 24 V; 20100 mAh; for WAGO Thermal Transfer Smart Printer

[Item No.: 258-5006](#)

Roller; for Smart Printer; for marking strips, device and equipment markers, conductor and cable markers



[Item No.: 258-5011](#)

Roller; for Smart Printer; for Micro WSB In-line roller (2009-141); 1 grinding device

[Item No.: 258-5008](#)

Roller; for Smart Printer; for Mini-WSB In-line WAGO (2009-145); 1 grinding device

[Item No.: 258-5009](#)

Roller; for Smart Printer; for WMB-Inline Phoenix (2009-515); 1 grinding device

[Item No.: 258-5007](#)

Roller; for Smart Printer; for WMB-Inline WAGO (2009-115, -114, -113); 1 grinding device



[Item No.: 258-5010](#)

Roller; for Smart Printer; for WMB-Inline Weidmüller (2009-615); 1 grinding device

[Item No.: 258-5005](#)

Thermal transfer ink ribbon; for Smart Printer; black

[Item No.: 258-5014](#)

Thermal transfer ink ribbon; for Smart Printer; for self-laminating labels; black

[Item No.: 258-5005/000-005](#)

Thermal transfer ink ribbon; for Smart Printer; red

1.1.1.1 Accessories for marking devices



**Item No.: 258-5005/000-008**  
Thermal transfer ink ribbon; for Smart Printer; white

**Item No.: 258-5102**  
USB Adapter 5.0 with Bluetooth®; for WAGO Thermal Transfer Smart Printer

**Item No.: 258-5103**  
WiFi USB Adapter; for WAGO Thermal Transfer Smart Printer

1.1.1.2 Storage



**Item No.: 206-3010**  
Tool bag; empty; compatible with L-BOXX® 102; Capacity: 24 kg

1.1.2 Marking

1.1.2.1 Cable tie marker



**Item No.: 211-836**  
Cable tie marker; for Smart Printer; for use with cable ties; 100 x 15mm; white

**Item No.: 211-835**  
Cable tie marker; for Smart Printer; for use with cable ties; 25 x 11 mm; white

**Item No.: 211-837**  
Cable tie marker; for Smart Printer; for use with cable ties; 44 x 10 mm; white

1.1.2.2 Label



**Item No.: 210-810**  
Labels; for Smart Printer; 5 x 35 mm; white

**Item No.: 210-808**  
Labels; for Smart Printer; 9.5 x 25 mm; white

**Item No.: 210-813**  
Labels; for Smart Printer; permanent adhesive; 40 mm; 750 pieces on roll; white

**Item No.: 210-814**  
Labels; for Smart Printer; permanent adhesive; 40 mm; 750 pieces on roll; white



**Item No.: 210-805**  
Labels; for Smart Printer; permanent adhesive; 6 x 15 mm; 3000 pieces on roll; white

**Item No.: 210-807**  
Labels; for Smart Printer; permanent adhesive; 8 x 20 mm; 3000 pieces on roll; white

**Item No.: 210-806**  
Labels; for Smart Printer; permanent adhesive; 9 x 15 mm; 3000 pieces on roll; white

**Item No.: 210-811**  
Textile labels; for Smart Printer; permanent adhesive; 7 x 20 mm; 3000 pieces on roll; white

1.1.2.3 Marker



**Item No.: 211-811**  
Marker; for Smart Printer; for use in nozzles; Length: 12 mm; white

**Item No.: 211-821**  
Marker; for Smart Printer; for use in nozzles; Length: 23 mm; 2500 pieces on roll; white

**Item No.: 2009-145**  
Mini-WSB Inline; for Smart Printer; 1700 pieces on roll; stretchable 5 - 5.2 mm; plain; snap-on type; white

**Item No.: 2009-615**  
WMB-Inline; for Smart Printer; 1200 pieces on roll; stretchable 5 - 5.2 mm; plain; snap-on type; white






**Item No.: 2009-115**  
WMB-Inline; for Smart Printer; 1500 pieces on roll; stretchable 5 - 5.2 mm; plain; snap-on type; white

**Item No.: 2009-114**  
WMB-Inline; for Smart Printer; 2000 pieces on roll; stretchable 4 - 4.2 mm; plain; snap-on type; white











**Item No.: 2009-113**  
WMB-Inline; for Smart Printer; 2300 pieces on roll; plain; snap-on type; white

**Item No.: 2009-515**  
WMB-Inline; for Smart Printer; 900 pieces on roll; stretchable 5 - 5.2 mm; plain; snap-on type; white




1.1.2.4 Marking strip

 <b>Item No.: 210-833</b> Marking strips; 25 m on roll; 6 mm wide; plain; Self-adhesive; white	 <b>Item No.: 2009-110</b> Marking strips; for Smart Printer; on reel; not stretchable; plain; snap-on type; white	 <b>Item No.: 2009-110/020-002</b> Marking strips; for Smart Printer; on reel; not stretchable; plain; snap-on type; yellow	 <b>Item No.: 210-871</b> Marking strips; for Smart Printer; permanent adhesive; 10 mm; silver-colored
 <b>Item No.: 210-870</b> Marking strips; for Smart Printer; permanent adhesive; 10 mm; white	 <b>Item No.: 210-880</b> Marking strips; for Smart Printer; permanent adhesive; 12.7 mm; white	 <b>Item No.: 210-702</b> Marking strips; for Smart Printer; permanent adhesive; 15 mm; 50 m on roll; white	 <b>Item No.: 210-873</b> Marking strips; for Smart Printer; permanent adhesive; 20 mm; silver-colored
 <b>Item No.: 210-872</b> Marking strips; for Smart Printer; permanent adhesive; 20 mm; white	 <b>Item No.: 210-882</b> Marking strips; for Smart Printer; permanent adhesive; 22.6 mm; white	 <b>Item No.: 210-875</b> Marking strips; for Smart Printer; permanent adhesive; 30 mm; silver-colored	 <b>Item No.: 210-874</b> Marking strips; for Smart Printer; permanent adhesive; 30 mm; white
 <b>Item No.: 210-877</b> Marking strips; for Smart Printer; permanent adhesive; 46 mm; silver-colored	 <b>Item No.: 210-876</b> Marking strips; for Smart Printer; permanent adhesive; 46 mm; white	 <b>Item No.: 210-831</b> Marking strips; on reel; 2.3 mm wide; plain; Self-adhesive; white	 <b>Item No.: 210-832</b> Marking strips; on reel; 3 mm wide; plain; Self-adhesive; white
 <b>Item No.: 210-834</b> Marking strips; on reel; 5 mm wide; plain; Self-adhesive; white	 <b>Item No.: 709-178</b> Marking strips; on reel; 7.5 mm wide; not stretchable; plain; snap-on type; white	 <b>Item No.: 757-901/000-050</b> Marking strips; on reel; not stretchable; plain; snap-on type	

1.1.2.5 Push-button label

 <b>Item No.: 210-847</b> Push-button marker; 22 x 22 mm; silver-colored	 <b>Item No.: 210-858</b> Push-button marker; 22 x 22 mm; silver-colored	 <b>Item No.: 210-850</b> Push-button marker; 26.5 x 18 mm; silver-colored	 <b>Item No.: 210-855</b> Push-button marker; 27 x 18 mm; silver-colored
 <b>Item No.: 210-852</b> Push-button marker; 27 x 19 mm; silver-colored	 <b>Item No.: 210-848</b> Push-button marker; 27 x 27 mm; silver-colored	 <b>Item No.: 210-854</b> Push-button marker; 28 x 28 mm; silver-colored	 <b>Item No.: 210-842</b> Push-button marker; for frames, to be snapped in or glued in place; 27 x 12.5 mm; silver-colored
 <b>Item No.: 210-836</b> Push-button marker; for frames, to be snapped in or glued in place; 27 x 17.5 mm; silver-colored	 <b>Item No.: 210-840</b> Push-button marker; for frames, to be snapped in or glued in place; 27 x 27 mm; silver-colored		

1.1.2.6 Self-laminating label

 <b>Item No.: 211-856</b> Self-laminating labels; for Smart Printer; 13 x 22 mm; white	 <b>Item No.: 211-857</b> Self-laminating labels; for Smart Printer; 18 x 44 mm; white	 <b>Item No.: 211-855</b> Self-laminating labels; for Smart Printer; 9 x 18 mm; white
---	---	---

1.1.2.7 Shrink tube



**Item No.: 211-505**

Shrink tube; for Smart Printer; Unshrunk diameter: 12.7 mm; white



**Item No.: 211-506**

Shrink tube; for Smart Printer; Unshrunk diameter: 19.0 mm; white



**Item No.: 211-500**

Shrink tube; for Smart Printer; Unshrunk diameter: 2.4 mm; white



**Item No.: 211-501**

Shrink tube; for Smart Printer; Unshrunk diameter: 3.2 mm; white



**Item No.: 211-502**

Shrink tube; for Smart Printer; Unshrunk diameter: 4.8 mm; white



**Item No.: 211-503**

Shrink tube; for Smart Printer; Unshrunk diameter: 6.4 mm; white



**Item No.: 211-504**

Shrink tube; for Smart Printer; Unshrunk diameter: 9.5 mm; white

1.1.2.8 Type labels



**Item No.: 210-812**

Type labels; 50 x 25 mm; silver-colored



**Item No.: 210-802**

Type labels; 70 x 33 mm; silver-colored



**Item No.: 210-801**

Type labels; 70 x 33 mm; white



**Item No.: 210-804**

Type labels; 99 x 44 mm; silver-colored



**Item No.: 210-803**

Type labels; 99 x 44 mm; white

1.1.2.9 Wire marker for thread-on mounting



**Item No.: 211-863**

Conductor markers for thread-on mounting; for Smart Printer; 10 x 17 mm; white



**Item No.: 211-861**

Conductor markers for thread-on mounting; for Smart Printer; 5 x 10.5 mm; white



**Item No.: 211-862**

Conductor markers for thread-on mounting; for Smart Printer; 7 x 10.5 mm; white

Installation Notes

Application



Open Smart Printer.



Smart Printer is open.



Secure the appropriate roller in the printer.



Insert the entire core of the ink ribbon at the bottom.



Insert the empty core at the top and twist until the empty core has been completely wrapped.



Close Smart Printer.



Use the tear-off edge to remove the printed material.

Application



Loosen the center bar, loosen the wing and place material on the bar.



Secure the second wing on the center bar, resecure the bar in the housing and loosely attach guide rails to the material.

Application



Secure the material on the external unwinder.




Route material through the printer.



Guide the marker strip over the roller.



Loosely fit guide rails to the material.



Place unwinder and material centrally behind the printer.




External unwinder with sample material (item number 2009-110)



External unwinder with sample material (item number 2009-115)



Set of external unwinder



External unwinder (item number 258-5017)



Wing plates for external unwinder (item no. 258-5019)



Spindle for external unwinder (item number 258-5018)

Application



Secure Bluetooth® (item number 258-5102) or WiFi Dongle (item number 258-5103) in the USB-A interface.



Download WAGO marking software and couple it to the desired printer in the print preview.



Optional use: Power bank 24 V (item number 258-5104)

Subject to changes. Please also observe the further product documentation!

Current addresses can be found at: [www.wago.com](http://www.wago.com)