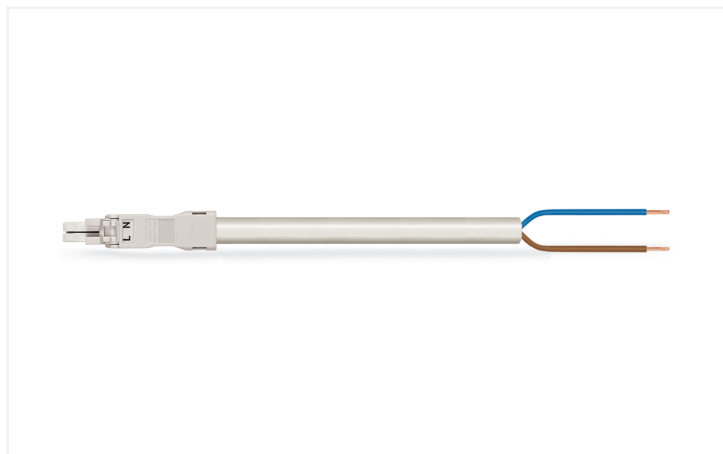


## Data Sheet | Item Number: 891-8992/105-802

pre-assembled connecting cable; Eca; Socket/open-ended; 2-pole; Cod. A; H05VV-F 2 x 1.0 mm<sup>2</sup>; 8 m; 1,00 mm<sup>2</sup>; white

<https://www.wago.com/891-8992/105-802>



Color: ■ white



Dimensions in mm

### Cable assembly WINSTA® MINI with strain relief

The WINSTA® MINI cable assembly 2-pole provides the foundation for assembly of solid and fine-stranded conductors. WAGO pluggable installation connectors can be used when requirements repeat or are distributed on a specified grid, for example for installing grid lighting or flush-mount lighting. The coding options reduce installation errors, allowing fast, maintenance-free wiring of all components. The pluggable installation connector is protected in accordance with protection type IP40. Users' fingers and tools will never come into contact with live elements. The WINSTA® MINI pluggable installation connector with A coding in black or white is normally used for general mains applications in power distribution. WINSTA® MINI satisfies the demand for miniaturisation. Our smallest pluggable connection system is primarily suited for lights, for example, since due to LED technology, these offer much less space for the connection technology. According to the European CPR, the fire class of the cables used in construction is decisive for the safety of buildings, too. For houses with average safety requirements, cable assemblies with fire class E are suitable.

### Fast, secure pluggable connections – cable assemblies from WAGO

A socket and a free end are provided. WINSTA® is the pluggable connection system that is optimally tailored to the strict requirements of electrical installation. It offers fast, secure and, above all, error-free installation of components and cables. Choose durability and quality – with protection against mismatching from WAGO makes the electrical installation of electrical components substantially easier.

- pluggable installation connectors with protection against mismatching
- easy tool-free operation, a wide range of coding options
- with A coding for a great number of applications
- ready for immediate use
- quick replacement of defective units during ongoing operation

### Notes

Note

Cables with a different fire class can be found in the eShop.

### Electrical data

Ratings per	IEC/EN 60664-1		
Overvoltage category	III	III	II
Pollution degree	3	2	2
Nominal voltage	250 V	-	-
Rated impulse withstand voltage	4 kV	-	-
Rated current	10 A	-	-

### General information

Note on contact resistance	approx. 1 mΩ of contact resistance approx. 0.25 mΩ contact transition plug/ socket
----------------------------	--

## Connection Data

Total number of potentials	2	<b>Connection 1</b>	
Conductor preparation	ultrasonically tip-bonded	Strip length	9 mm / 0.35 inches
		Pole number	2
		Wire cross-section	1 mm <sup>2</sup>
		Strip length (outer insulation)	32 mm
		Connection type	Socket - free end

## Physical data

Pin spacing	4.4 mm / 0.173 inches
Width	15.6 mm / 0.614 inches
Height	13.2 mm / 0.52 inches
Total length	8 m

## Mechanical data

Use	General mains applications
Coding	A
Variable coding	No
Marking	L N
Potential marking	L N
Mating force of a plug-in connection	approx. 20 ... 70 N (depending on pole number)
Retention force of a plug-in connection	when locked: > 80N
Unmating force of a plug-in connection	when unlocked: approx. 20 ... 70 N (depending on pole number)
Number of mating cycles	200, without resistive load
Connection type	Socket - free end
Type of pre-assembled cable	Connecting cable
Cable type	H05VV-F 2x1
Protection type	IP40

## Plug-in connection

Mismating protection	Yes
Note on mismating protection	All <i>WINSTA</i> ® components are 100% protected against mismating when: a.) plugging different numbers of poles b.) plugging while rotated 180 c.) plugging while laterally staggered d.) plugging one pole
Locking lever	Can be retrofitted
Locking of plug-in connection	Locking lever
Note on locking system	All connectors for mounted installations (snap-in versions for lighting fixtures or devices, all types of PCB and distribution connectors) are factory-equipped with locking levers to ensure plugs and sockets are securely locked. Additional locking levers are only required for flying leads (plug/socket).

## Material data

Note (material data)	<a href="#">Information on material specifications can be found here</a>
Color	white
Insulation material (main housing)	Polyamide (PA66)
Fire class per EN 50575	E <sub>ca</sub>
Contact material	Copper or copper alloy; surface-treated
Contact Plating	Tin
Fire load	239.698 MJ
Connector color	white
Strain relief color	white
Sheathed cable color	white

### Material data

Printing color of sheathed cable	black
Halogen-free	No
Silicon-free	Yes
Sheath material	PVC
Rubber cable	No
Weight	460.9 g
Copper weight of the raw cable	0.0192 kg/m

### Environmental requirements

Processing temperature	-5 ... +40 °C
Continuous operating temperature	-35 ... +85 °C
Note on continuous operating temperature	Cable for temperatures ≤ 70 °C (including halogen-free) Insulating parts for temperatures ≤ 105 °C

### Commercial data

PU (SPU)	1 pcs
Packaging type	unpacked
Country of origin	PL
GTIN	4055143362351
Customs tariff number	85444290900

### Product Classification

UNSPSC	26121629
eCl@ss 10.0	27-44-06-04
eCl@ss 9.0	27-44-06-04
ETIM 9.0	EC002587
ETIM 10.0	EC002587
ECCN	NO US CLASSIFICATION

### Environmental Product Compliance

RoHS Compliance Status	Compliant, No Exemption
------------------------	-------------------------

### Downloads

#### Environmental Product Compliance



##### Compliance Search

Environmental Product  
Compliance  
891-8992/105-802





## Documentation

### Bid Text

891-8992/105-802	19.02.2019	xml 2.99 KB	
891-8992/105-802	24.11.2014	doc 24.00 KB	

## CAD/CAE-Data

### CAE data

EPLAN Data Portal 891-8992/105-802	
WSCAD Universe 891-8992/105-802	

## 1 Compatible Products

### 1.1 Required Accessories

#### 1.1.1 Locking system

##### 1.1.1.1 Locking system



##### [Item No.: 890-111](#)

Locking lever; for flying leads; for tool operation; black



##### [Item No.: 890-131](#)

Locking lever; for flying leads; for tool operation; white



##### [Item No.: 890-101](#)

Locking lever; for manual operation; black



##### [Item No.: 890-121](#)

Locking lever; for manual operation; white

### 1.2 Optional Accessories

#### 1.2.1 Cover

##### 1.2.1.1 Cover



##### [Item No.: 897-2001](#)

Protective cap; Type1; for sockets and plugs; PVC; red

#### 1.2.2 Installation

##### 1.2.2.1 Mounting accessories



##### [Item No.: 890-310](#)

Mounting carrier; 2- to 5-pole; for flying leads; black



##### [Item No.: 890-311](#)

Mounting carrier; 2- to 5-pole; for flying leads; white

Subject to changes. Please also observe the further product documentation!

Current addresses can be found at: [www.wago.com](http://www.wago.com)