

Data Sheet | Item Number: 869-134

2-conductor terminal strip; without push-buttons; with fixing flanges M3; 4-pole; for screw or similar mounting types; Fixing hole 3.2 mm Ø; 2.5 mm²; CAGE CLAMP®; light gray

<https://www.wago.com/869-134>



Color: ■ light gray

Similar to illustration

Through terminal block, 869 Series, CAGE CLAMP®

This through terminal block (item number 869-134) streamlines wire connections, making them both quick and easy. Strip lengths must be between 6 and 7 mm when connecting conductors to this through terminal block. Whether for use in industry or building installations, our rail-mount through terminal blocks make it easy to quickly and securely connect electrical conductors. They're perfect for either classic through-wiring or distributing potential, depending on the variant. Featuring conductor terminals along with CAGE CLAMP®, this connector outperforms the competition. Our CAGE CLAMP® connection offers a proven and maintenance-free way to connect all types of conductors. You do not need to prepare the conductor in any way, such as crimping ferrules. The item's dimensions are (34.5 x 27.6 x 33.4) mm (width x height x depth). Depending on the conductor type, this through terminal block is designed for conductor cross sections ranging from 0.08 mm² to 2.5 mm².

This mini rail-mount terminal block is operated with an operating tool.

Notes

Safety Information

Max. insulation diameter: 4.4 mm

Electrical data

Ratings per IEC/EN

Nominal voltage (III/3)	500 V
Rated impulse withstand voltage (III / 3)	6 kV
Rated current	24 A
Legend (ratings)	(III / 3) △ Overvoltage category III / Pollution degree 3

General information

Wiring direction	Front-entry wiring
------------------	--------------------

Connection Data

Clamping units	8
Total number of potentials	4
Number of levels	1

Connection 1

Connection technology	CAGE CLAMP®
Actuation type	Operating tool
Connectable conductor materials	Copper
Solid conductor	0.08 ... 2.5 mm ² / 28 ... 12 AWG
Fine-stranded conductor	0.08 ... 4 mm ² / 28 ... 12 AWG
Fine-stranded conductor; with insulated ferrule	0.08 ... 1.5 mm ² / 28 ... 14 AWG
Strip length	6 ... 7 mm / 0.24 ... 0.28 inches
Pole number	4
Wiring direction	Front-entry wiring

Physical data

Width	34.5 mm / 1.358 inches
Height	27.6 mm / 1.087 inches
Depth	33.4 mm / 1.315 inches
Module width	5 mm / 0.197 inches

Mechanical data

Design	horizontal type
Mounting type	Mounting flange M3
Marking level	Side marking

Material data

Note (material data)	Information on material specifications can be found here
Color	light gray
Material group	I
Insulation material (main housing)	Polyamide (PA66)
Flammability class per UL94	V0
Fire load	0.344 MJ
Halogen-free	Yes
Weight	18.2 g

Commercial data

Product Group	16 (Rail Mounted Terminal Blocks with CCC)
PU (SPU)	100 pcs
Packaging type	Box
Country of origin	DE
GTIN	4044918480888
Customs tariff number	85369010000

Product Classification

UNSPSC	39121410
eCl@ss 10.0	27-14-11-06
eCl@ss 9.0	27-14-11-06
ETIM 9.0	EC001284
ETIM 10.0	EC001284
ECCN	NO US CLASSIFICATION

Environmental Product Compliance

RoHS Compliance Status	Compliant, No Exemption
------------------------	-------------------------

Approvals / Certificates

General approvals **Declarations of conformity and manufacturer's declarations**



Approval	Standard	Certificate Name
CCA DEKRA Certification B.V.	EN 60947	2143311.02
CCA DEKRA Certification B.V.	EN 60947	NTR NL 6827/A1
UL UL International Germany GmbH	UL 1059	E45172

Approval	Standard	Certificate Name
EU-Declaration of Conformity WAGO GmbH & Co. KG	-	-
UK-Declaration of Conformity WAGO GmbH & Co. KG	-	-

Approvals for marine applications



Approval	Standard	Certificate Name
ABS American Bureau of Shipping	EN 60947	24-0152298-PDA
PRS Polski Rejestr Statków	-	TE/1094/880590/23

Downloads

Environmental Product Compliance

Compliance Search

Environmental Product Compliance 869-134	↓
--	-------------------

Documentation

Bid Text			
869-134	19.02.2019	xml 3.18 KB	
869-134	14.06.2017	doc 24.00 KB	

CAD/CAE-Data

CAD data	CAE data
2D/3D Models 869-134	WSCAD Universe 869-134
	ZUKEN Portal 869-134

1 Compatible Products

1.1 Optional Accessories

1.1.1 Ferrule

1.1.1.1 Ferrule

 Item No.: 216-321 Ferrule; Sleeve for 0.25 mm ² / AWG 24; insulated; electro-tin plated; yellow	 Item No.: 216-131 Ferrule; Sleeve for 0.25 mm ² / AWG 24; uninsulated; electro-tin plated; silver-colored	 Item No.: 216-322 Ferrule; Sleeve for 0.34 mm ² / 22 AWG; insulated; electro-tin plated; light turquoise	 Item No.: 216-132 Ferrule; Sleeve for 0.34 mm ² / AWG 24; uninsulated; electro-tin plated
 Item No.: 216-221 Ferrule; Sleeve for 0.5 mm ² / 20 AWG; insulated; electro-tin plated; white	 Item No.: 216-121 Ferrule; Sleeve for 0.5 mm ² / AWG 22; uninsulated; electro-tin plated; silver-colored	 Item No.: 216-222 Ferrule; Sleeve for 0.75 mm ² / 18 AWG; insulated; electro-tin plated; gray	 Item No.: 216-122 Ferrule; Sleeve for 0.75 mm ² / AWG 20; uninsulated; electro-tin plated; silver-colored
 Item No.: 216-223 Ferrule; Sleeve for 1 mm ² / AWG 18; insulated; electro-tin plated; red	 Item No.: 216-123 Ferrule; Sleeve for 1 mm ² / AWG 18; uninsulated; electro-tin plated; silver-colored	 Item No.: 216-224 Ferrule; Sleeve for 1.5 mm ² / AWG 16; insulated; electro-tin plated; black	 Item No.: 216-124 Ferrule; Sleeve for 1.5 mm ² / AWG 16; uninsulated; electro-tin plated

1.1.2 Insulation stop

1.1.2.1 Insulation stop

 Item No.: 280-470 Insulation stop; 0.08 - 0.2 mm ² "s" (0.14 mm ² "f-st"); 5 pieces/strip; white	 Item No.: 280-471 Insulation stop; 0.25 - 0.5 mm ² ; 5 pieces/strip; light gray	 Item No.: 280-472 Insulation stop; 0.75 - 1 mm ² ; 5 pieces/strip; black
--	--	---

1.1.3 Jumper

1.1.3.1 Jumper



[Item No.: 870-407/011-000](#)



[Item No.: 870-402](#)

Jumper; 2-way; insulated; light gray



[Item No.: 870-406](#)

Jumper; 6-way; insulated; light gray



[Item No.: 870-440](#)

Jumper; from 1 to 10; insulated; light gray



[Item No.: 870-405/011-000](#)

Jumper; insulated; light gray



[Item No.: 870-409/011-000](#)



[Item No.: 870-403](#)

Jumper; 3-way; insulated; light gray



[Item No.: 870-407](#)

Jumper; 7-way; insulated; light gray



[Item No.: 870-433](#)

Jumper; from 1 to 3; insulated; light gray



[Item No.: 870-406/020-000](#)

Delta jumper; insulated; light gray



[Item No.: 870-404](#)

Jumper; 4-way; insulated; light gray



[Item No.: 870-408](#)

Jumper; 8-way; insulated; light gray



[Item No.: 870-434](#)

Jumper; from 1 to 4; insulated; light gray



[Item No.: 870-410](#)

Jumper; 10-way; insulated; light gray



[Item No.: 870-405](#)

Jumper; 5-way; insulated; light gray



[Item No.: 870-409](#)

Jumper; 9-way; insulated; light gray



[Item No.: 870-435](#)

Jumper; from 1 to 5; insulated; light gray

1.1.4 Marking

1.1.4.1 Group marker carrier



[Item No.: 870-182](#)

Adaptor; gray



[Item No.: 870-183](#)

Adaptor; gray



[Item No.: 870-184](#)

Adaptor; gray

1.1.4.2 Marker



[Item No.: 2009-145/000-006](#)

Mini-WSB Inline; for Smart Printer; 1700 pieces on roll; stretchable 5 - 5.2 mm; plain; snap-on type; blue



[Item No.: 2009-145/000-007](#)

Mini-WSB Inline; for Smart Printer; 1700 pieces on roll; stretchable 5 - 5.2 mm; plain; snap-on type; gray



[Item No.: 2009-145/000-023](#)

Mini-WSB Inline; for Smart Printer; 1700 pieces on roll; stretchable 5 - 5.2 mm; plain; snap-on type; green



[Item No.: 2009-145/000-012](#)

Mini-WSB Inline; for Smart Printer; 1700 pieces on roll; stretchable 5 - 5.2 mm; plain; snap-on type; orange



[Item No.: 2009-145/000-005](#)

Mini-WSB Inline; for Smart Printer; 1700 pieces on roll; stretchable 5 - 5.2 mm; plain; snap-on type; red



[Item No.: 2009-145/000-024](#)

Mini-WSB Inline; for Smart Printer; 1700 pieces on roll; stretchable 5 - 5.2 mm; plain; snap-on type; violet



[Item No.: 2009-145](#)

Mini-WSB Inline; for Smart Printer; 1700 pieces on roll; stretchable 5 - 5.2 mm; plain; snap-on type; white



[Item No.: 2009-145/000-002](#)

Mini-WSB Inline; for Smart Printer; 1700 pieces on roll; stretchable 5 - 5.2 mm; plain; snap-on type; yellow



[Item No.: 248-501/000-006](#)

Mini-WSB marking card; as card; not stretchable; plain; snap-on type; blue



[Item No.: 248-501/000-007](#)

Mini-WSB marking card; as card; not stretchable; plain; snap-on type; gray



[Item No.: 248-501/000-023](#)

Mini-WSB marking card; as card; not stretchable; plain; snap-on type; green



[Item No.: 248-501/000-017](#)

Mini-WSB marking card; as card; not stretchable; plain; snap-on type; light green



[Item No.: 248-501/000-012](#)

Mini-WSB marking card; as card; not stretchable; plain; snap-on type; orange



[Item No.: 248-501/000-005](#)

Mini-WSB marking card; as card; not stretchable; plain; snap-on type; red



[Item No.: 248-501/000-024](#)

Mini-WSB marking card; as card; not stretchable; plain; snap-on type; violet



[Item No.: 248-501](#)

Mini-WSB marking card; as card; not stretchable; plain; snap-on type; white



[Item No.: 248-501/000-002](#)

Mini-WSB marking card; as card; not stretchable; plain; snap-on type; yellow



[Item No.: 793-5501/000-006](#)

WMB marking card; as card; for terminal block width 5 - 17.5 mm; stretchable 5 - 5.2 mm; plain; snap-on type; blue



[Item No.: 793-5501/000-007](#)

WMB marking card; as card; for terminal block width 5 - 17.5 mm; stretchable 5 - 5.2 mm; plain; snap-on type; gray



[Item No.: 793-5501/000-023](#)

WMB marking card; as card; for terminal block width 5 - 17.5 mm; stretchable 5 - 5.2 mm; plain; snap-on type; green

1.1.4.2 Marker



Item No.: 793-5501/000-017

WMB marking card; as card; for terminal block width 5 - 17.5 mm; stretchable 5 - 5.2 mm; plain; snap-on type; light green

Item No.: 793-5501/000-012

WMB marking card; as card; for terminal block width 5 - 17.5 mm; stretchable 5 - 5.2 mm; plain; snap-on type; orange

Item No.: 793-5501/000-005

WMB marking card; as card; for terminal block width 5 - 17.5 mm; stretchable 5 - 5.2 mm; plain; snap-on type; red

Item No.: 793-5501/000-024

WMB marking card; as card; for terminal block width 5 - 17.5 mm; stretchable 5 - 5.2 mm; plain; snap-on type; violet



Item No.: 793-5501

WMB marking card; as card; for terminal block width 5 - 17.5 mm; stretchable 5 - 5.2 mm; plain; snap-on type; white

Item No.: 793-5501/000-002

WMB marking card; as card; for terminal block width 5 - 17.5 mm; stretchable 5 - 5.2 mm; plain; snap-on type; yellow

Item No.: 793-501/000-006

WMB marking card; as card; not stretchable; plain; snap-on type; blue

Item No.: 793-501/000-007

WMB marking card; as card; not stretchable; plain; snap-on type; gray



Item No.: 793-501/000-023

WMB marking card; as card; not stretchable; plain; snap-on type; green

Item No.: 793-501/000-017

WMB marking card; as card; not stretchable; plain; snap-on type; light green

Item No.: 793-501/000-012

WMB marking card; as card; not stretchable; plain; snap-on type; orange

Item No.: 793-501/000-005

WMB marking card; as card; not stretchable; plain; snap-on type; red



Item No.: 793-501/000-024

WMB marking card; as card; not stretchable; plain; snap-on type; violet

Item No.: 793-501

WMB marking card; as card; not stretchable; plain; snap-on type; white

Item No.: 793-501/000-002

WMB marking card; as card; not stretchable; plain; snap-on type; yellow

Item No.: 2009-115/000-006

WMB-Inline; for Smart Printer; 1500 pieces on roll; stretchable 5 - 5.2 mm; plain; snap-on type; blue



Item No.: 2009-115/000-007

WMB-Inline; for Smart Printer; 1500 pieces on roll; stretchable 5 - 5.2 mm; plain; snap-on type; gray

Item No.: 2009-115/000-023

WMB-Inline; for Smart Printer; 1500 pieces on roll; stretchable 5 - 5.2 mm; plain; snap-on type; green

Item No.: 2009-115/000-017

WMB-Inline; for Smart Printer; 1500 pieces on roll; stretchable 5 - 5.2 mm; plain; snap-on type; light green

Item No.: 2009-115/000-012

WMB-Inline; for Smart Printer; 1500 pieces on roll; stretchable 5 - 5.2 mm; plain; snap-on type; orange



Item No.: 2009-115/000-024

WMB-Inline; for Smart Printer; 1500 pieces on roll; stretchable 5 - 5.2 mm; plain; snap-on type; violet

Item No.: 2009-115

WMB-Inline; for Smart Printer; 1500 pieces on roll; stretchable 5 - 5.2 mm; plain; snap-on type; white

Item No.: 2009-115/000-002

WMB-Inline; for Smart Printer; 1500 pieces on roll; stretchable 5 - 5.2 mm; plain; snap-on type; yellow

1.1.4.3 Marking strip



Item No.: 709-196

Marking strips; for laser printer; translucent

Item No.: 709-177

Marking strips; on reel; 7.5 mm wide; not stretchable; plain; snap-on type; translucent

Item No.: 709-178

Marking strips; on reel; 7.5 mm wide; not stretchable; plain; snap-on type; white

1.1.5 Protective warning marker

1.1.5.1 Cover



Item No.: 280-405

Protective warning marker; for 5 terminal blocks; with high-voltage symbol, black; yellow

1.1.6 Test and measurement

1.1.6.1 Testing accessories



Item No.: 870-427

Spacer module; modular; bridging commoned terminal blocks; gray



Item No.: 870-426

Tap-off module; modular; suitable for 870 Series terminal blocks with jumper slots in the current bar; gray



Item No.: 870-425

Tap-off module; with anti-rotation protection; modular; suitable for 870 Series terminal blocks with jumper slots in the current bar; gray

1.1.7 Tool

1.1.7.1 Operating tool



Item No.: 210-658

Operating tool; Blade: 3.5 x 0.5 mm; with a partially insulated shaft; angled; short; multicoloured



Item No.: 210-720

Operating tool; Blade: 3.5 x 0.5 mm; with a partially insulated shaft; multicoloured



Item No.: 210-657


Operating tool; Blade: 3.5 x 0.5 mm; with a partially insulated shaft; short; multicoloured

Installation Notes


Commoning



Push down a push-in type jumper bar evenly until fully inserted.
Push down alternately in multiple cycles for higher-pole variants.
Do not place the operating tool in the test slots of the jumper.



Mounting and securing a terminal strip directly to the plate via screw-type flanges.




Terminal strip with mounting flanges:

- End plate with mounting flange
- Center terminal blocks
- End terminal block with mounting flange




Terminal strips with M3 or M4 mounting flanges, for screw or similar mounting types,
mounting holes:
3.2 mm Ø, M3 flange
4.2 mm Ø, M4 flange

Cover



Protective warning markers (280-405),
with a black high-voltage symbol

Marking



WMB markers in Mini-WSB marker slots
Translucent marking strip
Mini-WSB markers