


SIF 52 LED

LED

IP 66



CONSTRUCTION

Enclosure: Epoxy/polyester powder-coated sheet steel

Diffuser: flat borosilicate glass with a high thermal and mechanical stability

Gasket: EPDM formed gasket

All-pole are disconnected via NO switch when glass cover is opened.

The light fitting is normally supplied with two Ex eb cable glands M25, two Ex eb plug M25 and with two ring screw M8 (pendant version).

TECHNICAL DATA

Certificate:	FIDI 20 ATEX 0023
Marking:	CE 0722
Apparatus category:	II 2GD
Marking of explosion protection:	Ex db eb mb op is IIC T5 Gb Ex tb op is IIIC T80°C Db
Ambient temperature:	$-20^{\circ}\text{C} \leq T_a \leq +50^{\circ}\text{C}$
Degree of protection:	IP 66, category 1
Resistance to shock:	IK 08
Protection class :	I (protective earthing)
Rated voltage:	100-305 VAC / 142-431 VDC
Frequency:	50/60 Hz
Estimated service life:	L70B10C10: $T_{\text{amb max}}$ 35 000 h $T_{\text{amb max } -10^{\circ}\text{C}}$ 60 000 h $T_{\text{amb max } -20^{\circ}\text{C}}$ 70 000 h
Connecting terminals:	Terminal L1+L2+L3+ N + PE; max 3 x 4 mm ² , Terminal for protective earthing -PE; max 2 x 6 mm ²
Cable entry:	Two entries Ex e M25x1,5 for cable diameters Ø7-15 mm, and two Ex eb plugs
Through wiring:	5x terminals 4x4 mm ² , max. 16 A, or looping of the cables (entry and exit on one side)
Disconnection of the light:	Switch with safety lock; when opening the central lock, all poles of the voltage supply to the LED modules are disconnected
Packing:	The packing contains: 1 pcs 1420x415x140 mm

MOUNTING Pendant, wall/ceiling mounting, recessed



Linear LED without and with LED diffuser

- Switch with safety lock; when opening the central lock, all poles of the voltage supply to the LED driver/s immediately disconnect
- Recessed mounting set for clear / clean rooms
- Through-wiring
- LED modules with innovative encapsulation
- Estimated service life up to 70 000 hours
- High color rendering index CRI 80
- With OVP, OCP, OTP protection
- Autonomous reactivation after recovery
- Color temperature: 4000K / other CCT on request

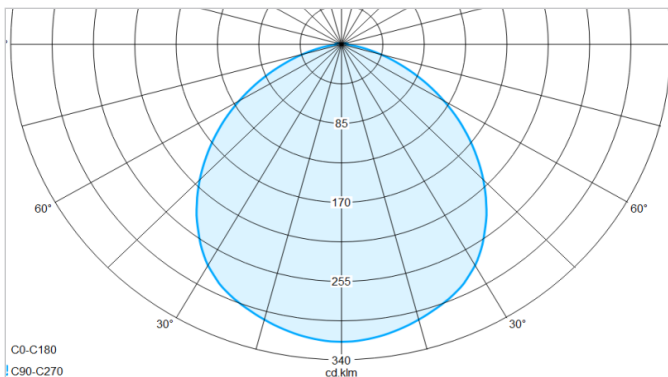
Linear LED light fitting

MODEL CODE

MODEL CODE	Power [W]	Voltage [V]	LED source Luminous flux [lm]	Light fitting Luminous flux [lm]	System efficacy [lm/W]	AMBIENT TEMP.	WEIGHT
SIF 152 LED	52 W	100-305 VAC 142-431 VDC	8460	5286 lm	~98-102	-20°C ≤ T _a ≤ +50°C	22 kg
SIF 252 LED	104 W		16 920	10 171 lm			26 kg

SIF .52 LED-1 surface mounted SIF .52 LED-2 recessed mounted version

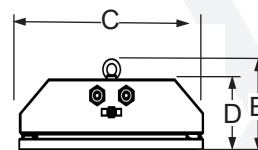
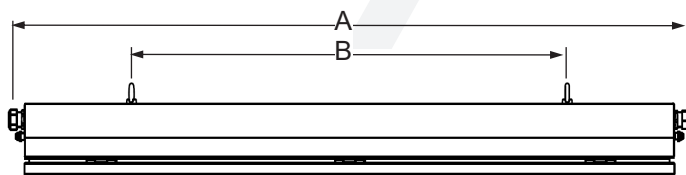
POLAR CURVE



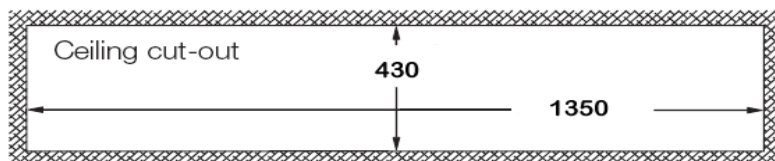
RECESSED LIGHT FITTING



DIMENSION DRAWING (mm)



A	B	C	D	E
1410	900	380	90	125



SPARE PARTS AND ACCESSORIES

Sketch	Description	Code	Sketch	Description	Code
	Gasket SIF	SIF 10-130		Glass cover SIF	SIF 10-140
	LED driver	DRIVEx 01/52-1		Angle mounting	SIF 20-180
	LED modules set	LEDEx 03/52-1		Recessed mounting set	SIF 20-150
	Wall mounting set	SIF 20-160		Ring bolt M8	SIF 20-130

All technical data is relevant at the time of print.