

## Lamps for Special Applications Dual Metal Halide Lamps

Description: HIE 400W/C/V/DU/4.5K

### Performance Data

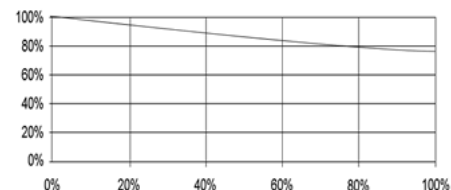
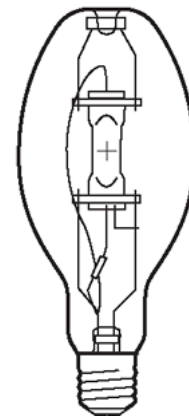
	Mercury	HPS
Rated Light Output (Lumens @ 100 hours)	34000	
Lamp Lumens per Watt (100hrs)	85	
Rated Life (Hrs @ 10Hr./Start)	15000	
Correlated Colour Temperature (K)	4500	
Chromaticity (CIE - X Y)	364,371	
Colour Rendering Index (CRI) or (Ra)	70	
Typical Warm Up Time (Minutes)	3-5	
Typical Hot Restart Time (Minutes)	5-10	
Burning Position	Vertical±15°	
Energy Rating (ErP)	A 440 kWh/1000h	

### Physical Data

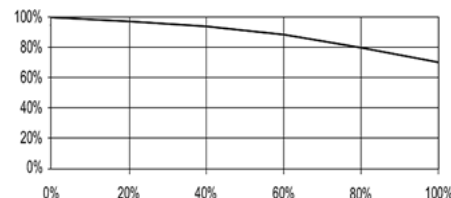
	Mercury	HPS
Base Designation	E40	
Bulb Designation	E120	
Bulb Diameter (mm)	120	
Max. Overall Length (mm)	296	
Light Centre Length (mm)	182	
Max. Base Temperature (°C)	250	
Max. Bulb Temperature (°C)	500	
Luminaire Type	Enclosed	
Socket Pulse Rating (KV)	4.5	
Mercury Content (mg)	35	

### Lamp Electrical Data

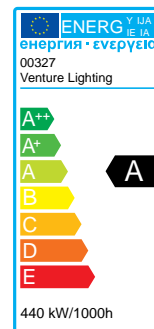
	Mercury	HPS
Nominal Lamp Wattage (W)	400	
Lamp Operating Voltage (V)	130	
Lamp Operating Current (A)	3.2	
Min. Open Circuit Voltage (RMS)	198	
Min. Starting Pulse (Peak V)	600	
Min. Pulse Width (Microseconds)	260 @540V	
Min. Pulse Rate Per ½ cycle	1	
Pulse Position (Electrical Degrees)	60-90, 240-270	



Lumen Maintenance (Light Output vs. Rated Life)



Lamp Mortality (Survivors vs. Rated Life)



## Lamps for Special Applications Dual Metal Halide Lamps

### Notes:

This lamp is also compatible with a 3.0-4.5kV ignitor

This Product Specification contains data about typical performance at nominal power. Actual values may depend on ballast and applications. Complies with (CE), Low Voltage (CE), WEEE and RoHS Directives.