

# Concord

## CONCORD BEACON MUSE 2700K SSC BLACK 2062574



### Features

- Simple and slick integral design with no driver box and without any visible screws

New technology utilization for improved performance

Invisible in-track adaptor for an impressive architectural look

Extremely precise light beams due to the high-quality lens

#80mm die-cast aluminium body, Adjustable beam angle: between 8° - 55°, Textured black finishing colour

Light color temperature: 2700K, candle light

System power: 18W, Fixture lumen output: 940lm, efficacy: 52lm/W, Ra97 typical, LED chromacity: 2 step MacAdam ellipse LED source (SDCM2), IR/UV free light source without heat radiation

Operating voltage 220-240V / 50-60Hz, SylSmart SSC suitable for installation on 3-circuit tracks, please check compatibility list on the instruction sheet.

Compatible with OneTrack

Electrical protection: Class II. Degree of protection: IP20, suitable for indoor environment only

Horizontal rotation: 355°, vertical tilt: 90°

Nominal product dimensions: D.80mmx215mm

5 years warranty. Suitable for track mounting

### Product Overview

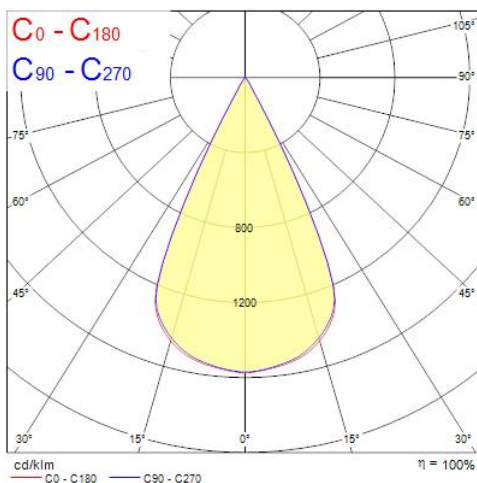
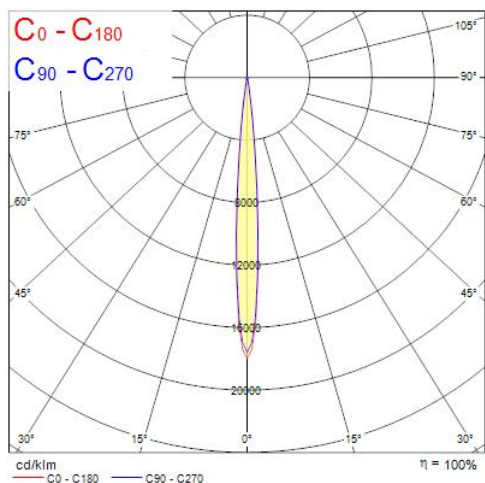
<b>Product name</b>	CONCORD BEACON MUSE 2700K SSC BLACK
<b>Technology</b>	LED
<b>Cap/Base</b>	N/A
<b>Housing</b>	Aluminium
<b>Mount</b>	Track mounting
<b>Fixture rating</b>	Enclosed
<b>General application</b>	Museums & Galleries, Retail, Hospitality
<b>ETIM Class</b>	EC001744
<b>E-number FI</b>	4170394
<b>Fixture luminous flux (lm)</b>	940

# Concord

## CONCORD BEACON MUSE 2700K SSC BLACK 2062574

Luminaire efficacy (lm/W)	52
LOR (%)	100
Correlated colour temperature (k)	2700
Light colour	Candlelight
CRI (Ra)	97
Colour Variation Initial (SDCM)	2
Beam Angle (°)	55
Photobiological Risk Group	RG1
Total power consumption (W)	18
Electrical protection	Class II
Control gear type	LED driver constant current
Dimmable	Yes
Minimum dimming level (%)	1
Housing colour	RAL 9005 - Jet black
IP rating	IP20
IK rating	IK02
Product EAN number	5025768625741
Warranty	5 years
Dimming method	SylSmart SSC
Useful luminous flux (#use)	940

### Photometry



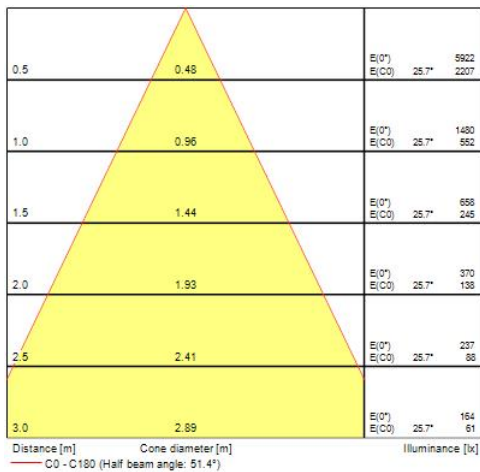
Distance [m]	Cone diameter [m]	E(0°)	E(C90)	E(C0)	Illuminance [lx]
0.5	0.98	36632	4.4° 17264	4.3° 18009	
1.0	0.15	9908	4.4° 4316	4.3° 4502	
1.5	0.23	3969	4.4° 1916	4.3° 2001	
2.0	0.31	2227	4.4° 1079	4.3° 1125	
2.5	0.38	1425	4.4° 691	4.3° 720	
3.0	0.45	990	4.4° 450	4.3° 500	

Distance [m]    Cone diameter [m]    Illuminance [lx]

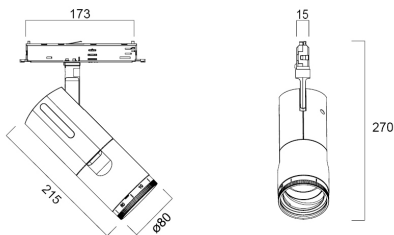
— C0 - C180 (Half beam angle: 8.6°)  
 — C90 - C270 (Half beam angle: 8.6°)

# Concord

## CONCORD BEACON MUSE 2700K SSC BLACK 2062574



### Technical drawings



### Data table

#### GENERAL DATA

<b>Product name</b>	CONCORD BEACON MUSE 2700K SSC BLACK
<b>Technology</b>	LED
<b>Cap/Base</b>	N/A
<b>Housing</b>	Aluminium
<b>Mount</b>	Track mounting
<b>Fixture rating</b>	Enclosed
<b>General application</b>	Museums & Galleries, Retail, Hospitality
<b>Operating temperature range (°C)</b>	-10°C...+35°C
<b>ETIM Class</b>	EC001744
<b>E-number FI</b>	4170394

# Concord

## CONCORD BEACON MUSE 2700K SSC BLACK 2062574

Warranty	5 years
----------	---------

### OPTICAL DATA

Useful luminous flux (#use)	940
Fixture luminous flux (lm)	940
Luminaire efficacy (lm/W)	52
LOR (%)	100
Correlated colour temperature (k)	2700
Light colour	Candlelight
CRI (Ra)	97
Colour Variation Initial (SDCM)	2
Luminous Intensity (cd)	940
Beam Angle (°)	55
Distribution type	Symmetric
Photobiological Risk Group	RG1

### ELECTRICAL DATA

Total power consumption (W)	18
Current (A)	0.082
Primary Supply/Product voltage - min (V)	220.0
Primary Supply/Product voltage - max (V)	240.0
Lamp power factor	0.9
THD (at 230 V, 50 Hz, full load, at 100% dimming level) ≤ xx.x %	8.2
Electrical protection	Class II
Control gear required	No
Control gear type	LED driver constant current
Dimmable	Yes
Dimming method	SylSmart SSC
Minimum dimming level (%)	1
Drive current (mA)	500
Inrush Current (A)	20
Inrush Duration (µs)	25
Glow Wire Test (°C)	650

# Concord

## CONCORD BEACON MUSE 2700K SSC BLACK 2062574

Energy Efficiency Class (A->G) of contained light source	F
Nominal Frequency (Hz)	50/60Hz
Max. products per 10A C Breaker	50
Max. products per 13A C Breaker	104
Max. products per 16A C Breaker	136
Max. products per 20A C Breaker	166
Max. products per 10A B Breaker	50
Max. products per 13A B Breaker	62
Max. products per 16A B Breaker	80
Max. products per 20A B Breaker	100

### LIFETIME DATA

Lifespan L70 B50	100000
Lifespan L80 B50	100000
Lifespan L90 B50	49000

### PHYSICAL DATA

Housing colour	RAL 9005 - Jet black
IP rating	IP20
IK rating	IK02
Diffuser finish	Frosted
Diffuser material	Other
Reflector finish	Matt
Nominal Product Length (mm)	215
Nominal Product Width (mm)	80
Nominal Product Height (mm)	270
Nominal Product Diameter (mm)	80
Weight (kg)	0.94

### PACKAGING

Product EAN number	5025768625741
Packaging single length / height (cm)	30.5
Packaging single width (cm)	13.5

# Concord

## CONCORD BEACON MUSE 2700K SSC BLACK 2062574

Packaging single depth (cm)	20.5
DUN14 (inner)	05025768625741
Units per outer package	1
Packaging outer length / height (cm)	30.5
Packaging outer width (cm)	13.5
Packaging outer depth (cm)	20.5

### SAFETY DATA

Optimal operating condition (°C)	-10-35
Special purpose lamp	No
Dry applications use only	Yes
Suitable for household illumination	No