

Optix Surface 1200 Direct - Indirect Medium Output SylSmart

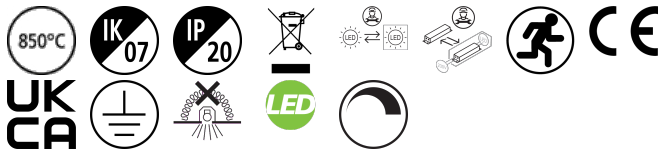
OPTIX SURFACE 1200x200 2 LINE D/I TW ALU SSC EM

2023759



Product features

- OPTIX SURFACE 1200x200 2 LINE D/I TW ALU SSC EM is a high efficacy low glare luminaire for office and education applications. Direct / Indirect lighting with 80% downlight and 20% uplight ratio for ceiling suspended mounting. Size: 1129x200x45mm. Aluminised plastic extra low glare optics in 2 lines configuration. White RAL9016 fixture body. SylSmart Standalone control for colour tuning. 3hr maintained emergency version. Tunable White LED, CRI>80, chromaticity tolerance of 3-step MacAdam ellipse. Luminous flux 3700lm. Power consumption 35W. Luminaire efficacy 106lm/W. Lifespan: 60,000 hours L90B10. UGR<16, Luminance at 65°<200 Cd/m2, IK07, IP20. Photobiological safety risk group 0. Electrical protection Class I. Glow wire test 850°C.

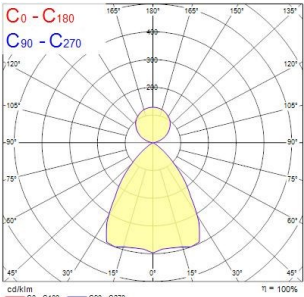
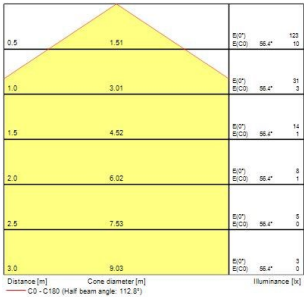
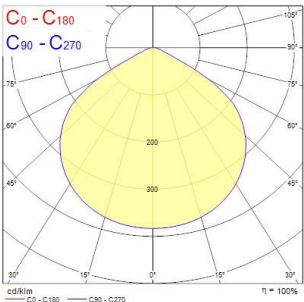
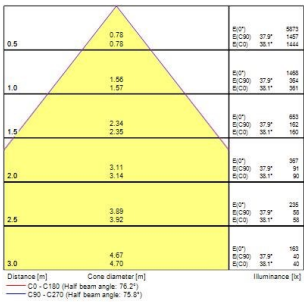


PRODUCT OVERVIEW

Product name	OPTIX SURFACE 1200x200 2 LINE D/I TW ALU SSC EM
Technology	LED (3 SDCM)
Cap/Base	N/A
Housing	Steel
Mount	Suspended
Fixture rating	Enclosed
General application	Education, Office
ETIM Class	EC002892
Warranty	5 years
Useful luminous flux (Fuse)	3700
Fixture luminous flux (lm)	3700
Luminous flux (lm)	3700
Luminaire efficacy (lm/W)	106
Light colour	Tuneable White
CRI (Ra)	80
Colour Variation Initial (SDCM)	SDCM3
Glare control	< 16
Photobiological Risk Group	RG0
Luminous flux (emergency) (lm)	80
Total power consumption (W)	35
Electrical protection	Class I
Control gear type	LED driver constant current
Dimmable	Yes
Dimming method	SylSmart SSC
LED Flickering Rate	Ultra low (5% or less)
Housing colour	RAL 9016 - Traffic white / Bezel
IP rating	IP20
IK rating	IK07
Product EAN number	5025768237593

Optix Surface 1200 Direct - Indirect Medium Output SylSmart
OPTIX SURFACE 1200x200 2 LINE D/I TW ALU SSC EM
2023759

PHOTOMETRY



TECHNICAL DRAWINGS

