


ABB SIDUS® TOUCH

PEP ecopassport®

Product Environmental Profile



Product Environmental Profile - PEP Ecopassport.

Document in compliance with ISO 14025: 2006 "Environmental labels and declarations. Type III environmental declarations"

ORGANIZATION		CONTACT INFORMATION			
Busch-Jaeger Elektro GmbH		pia.denninghoff@de.abb.com			
ADDRESS		WEBSITE			
Freisenbergstraße 2, 58513 Lüdenscheid, Germany		https://www.busch-jaeger.de/online-katalog/detail/2CKA006512A0353			
STATUS	SECURITY LEVEL	REGISTRATION NUMBER	REV.	LANG.	PAGE
Approved	Public	ABBG-00501-V01.01-EN		1 en	1/13



ABB Purpose & Embedding Sustainability

ABB is committed to continually promoting and embedding sustainability across its operations and value chain, aspiring to become a role model for others to follow. With its ABB Purpose, ABB is focusing on reducing harmful emissions, preserving natural resources and championing ethical and humane behavior.



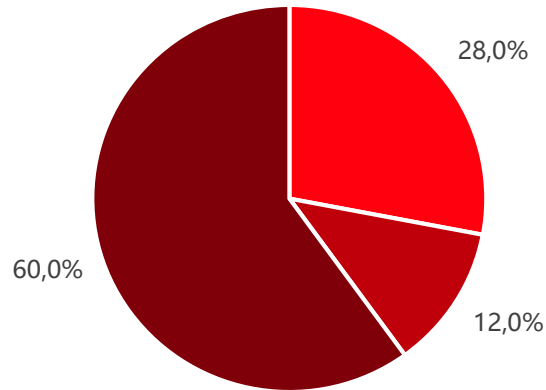
General Information

Reference product	One Control element 60: KK/U4.60.1+ one Cover 1-fold: LFW/A.1.60.1-304-508 + one BAU f@h : BAU-F-0.1-50
Description of the product	The product can be used to control room functions, such as dimming lights, controlling blinds, and measure room temperature. The products are designed for residential and commercial buildings, and installed in a standards flush mounted VDE box.
Functional unit	Control room functions, such as dimming lights, controlling blinds, and measure room temperature, according to the appropriate use scenario, and for the reference service life of the product of 10 years.
Other products covered	Control element 60: KK/U4.60.1(2CKA006115A0507) + Cover 1-fold: LFW/A.1.60.1-305-508(2CKA006199A0362) + BAU f@h : BAU-F-0.1-508(2CKA006220A0997) Control element 60: KK/U4.60.1(2CKA006115A0507) + Cover 1-fold: LFW/A.1.60.1-305-508(2CKA006199A0362) + BAU KNX: BA/U1.0.21(2CKA006120A0081) Control element 60: KK/U4.60.1(2CKA006115A0507) + Cover 1-fold: LFW/A.1.60.1-304-508(2CKA006199A0178) + BAU KNX: BA/U1.0.21(2CKA006120A0081) And other reference codes

STATUS	SECURITY LEVEL	REGISTRATION NUMBER	REV.	LANG.	PAGE
Approved	Public	ABBG-00501-V01.01-EN		1 en	2/13



Constituent Materials



■ Plastics 49,62 g ■ Metals 21,26 g ■ Others 106,32 g

Total weight of Reference product with packaging

177,2

g

Plastics as % of weight		Metals as % of weight		Others as % of weight	
Name and CAS number	Weight%	Name and CAS number	Weight%	Name and CAS number	Weight%
Glass fiber reinforced plastic	9,0	Stainless steel	1,0	PCBA	10,0
PBT	10,0	Low alloyed steel	11,0	Cardboard (packaging)	39,0
Polycarbonate	9,0	–	x	Paper (packaging)	10,0
–	x	–	x	PE film (packaging)	1,0

The product is in conformity with the provisions of RoHS directive 2011/65/EU, covering 2015/863(EU), REACH regulation No 1907/2006 and national legislation.

STATUS	SECURITY LEVEL	REGISTRATION NUMBER	REV.	LANG.	PAGE
Approved	Public	ABBG-00501-V01.01-EN	1	en	3/13



Additional Environmental Information

Manufacturing	<p>The product is produced at and delivered from two internal BJE sites in Germany. One site is in Lüdenscheid and the other one in Bad Berleburg/Aue. No recycled material content is assumed. All components are transported by lorry from the supplier to these two manufacturing sites. The manufacturing waste for all materials is included.</p> <p>The electricity mix on both manufacturing sites is largely renewable from Scandinavian hydropower and rooftop solar power on the Lüdenscheid site (together 90% in Bad Berleburg/Aue and 89% in Lüdenscheid). Instead of hydropower, a German market mix for electricity was modelled to avoid double counting. The amount of natural gas for both on-site electricity generation (CHP) and heating, as well as the emissions of both was used as an input to the model. All CO₂ emissions are compensated through ClimatePartner, but this compensation is not accounted for in the EPD.</p> <p>For transport of waste from the manufacturing site to the treatment facility, the default distance of 100 km by truck is used, in line with chapter 3.1.5.1.2 of PSR-0005-ed3.</p> <p>Specific one-year data from 2023 on manufacturing site level was collected and allocated to the products components which are manufactured in-house by mass allocation following the requirements of ISO 14044.</p>
Distribution	<p>The transport scenario is estimated based on the distance to the capital city of the countries it is sold to, according to the sales data for 2023.</p>
Installation	<p>Installation is done manually without using energy or other auxiliary materials. Treatment of packaging waste is included in this stage, assuming the European end-of-life scenario mentioned in chapter 5.1.5.2.1 of the PSR.</p>
Use	<p>The power consumption is 14,93 kWh over the reference lifetime of 10 years. A regional electricity mix is used to model the fraction of the product to each destination country.</p>
End of life	<p>The standard scenario set in the PCR is considered with parameters listed in Appendix D and a transport distance of 1000 km.</p>
Benefits and loads beyond the system boundaries	<p>Steel has a recovery rate of 80% according to the PCR, the Module D formula from the PCR was used to calculate the benefits. Other materials were not included here, due to a material recovery rate of 0. For the product packaging, the default (European) end-of-life data from chapter 3.1.5.2.1 of the PSR is used to determine the recycling rates. According to that, cardboard and paper have a recovery rate of 82%, and plastic a recovery rate of 40% which are also included in this stage.</p>

STATUS	SECURITY LEVEL	REGISTRATION NUMBER	REV.	LANG.	PAGE
Approved	Public	ABBG-00501-V01.01-EN		1 en	4/13



Environmental Impacts

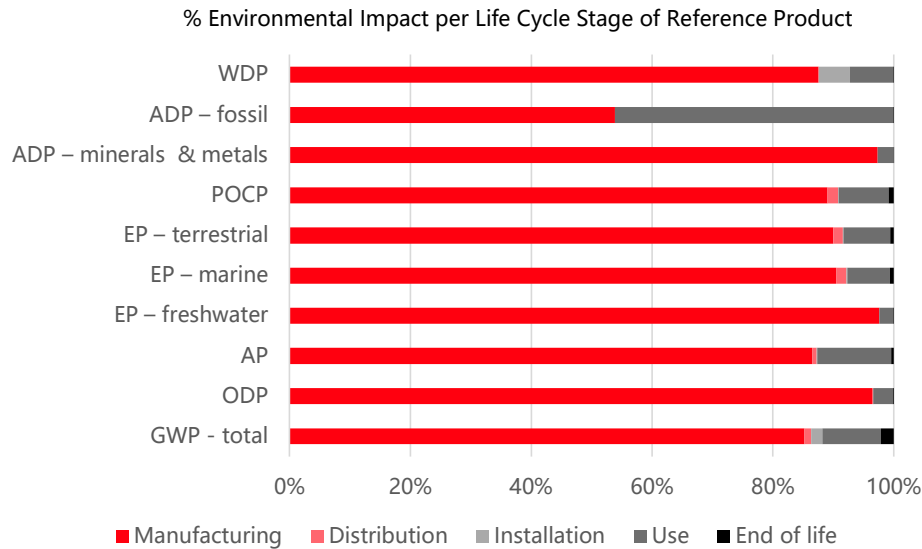
Reference lifetime	10 years
Product category	3.15 "Other Equipment"
Installation elements	Not applicable
Use scenario	Active products
Geographical representativeness	Production site data is for Germany, and all other data has a European or world scope
Technological representativeness	Materials and process data are specific for the product
Software and database used	SimaPro version 9.6.0.1 and Ecoinvent 3.10

Energy model used

Manufacturing	Electricity, high voltage {DE} market for Cut-off, U Electricity, low voltage {DE} electricity production, photovoltaic, 3kWp slanted-roof installation, single-Si, panel, mounted Cut-off, U Natural gas, high pressure {DE} market for Cut-off, S
Installation	Not applicable
Use	Electricity, low voltage {CH} market for electricity, low voltage Cut-off, S
End of life	Not applicable

STATUS	SECURITY LEVEL	REGISTRATION NUMBER	REV.	LANG.	PAGE
Approved	Public	ABBG-00501-V01.01-EN	1	en	5/13

Common base of mandatory indicators



Environmental impact indicators

Indicator	Unit	Total	Manu- facturing	Distri- bution	Installation	Use	End of life	Bene- fits
GWP-total	kg CO ₂ eq.	7,78E+00	6,63E+00	8,83E-02	1,46E-01	7,51E-01	1,65E-01	-9,83E-02
GWP-fossil	kg CO ₂ eq.	7,39E+00	6,62E+00	8,83E-02	1,21E-02	5,00E-01	1,63E-01	-1,27E-01
GWP-biogenic	kg CO ₂ eq.	3,83E-01	-1,84E-03	1,18E-05	1,34E-01	2,48E-01	2,11E-03	2,95E-02
GWP-luluc	kg CO ₂ eq.	9,24E-03	8,73E-03	5,32E-06	2,90E-06	4,76E-04	2,46E-05	-5,65E-04
GWP-fossil = Global Warming Potential fossil fuels GWP-biogenic = Global Warming Potential biogenic GWP-luluc = Global Warming Potential land use and land use change								
ODP	kg CFC-11 eq.	6,01E-07	5,79E-07	1,33E-09	9,83E-11	1,92E-08	1,01E-09	-1,92E-09
ODP = Depletion potential of the stratospheric ozone layer								
AP	H ⁺ eq.	4,89E-02	4,23E-02	3,60E-04	3,49E-05	5,99E-03	2,02E-04	-5,99E-04
AP = Acidification potential, Accumulated Exceedance								
EP-freshwater	kg P eq.	1,27E-03	1,24E-03	1,53E-07	1,11E-07	2,93E-05	9,29E-07	-8,30E-06
EP-marine	kg N eq.	8,86E-03	8,02E-03	1,45E-04	1,42E-05	6,26E-04	5,58E-05	-1,71E-04
EP-terrestrial	mol N eq.	1,02E-01	9,17E-02	1,59E-03	1,48E-04	7,87E-03	6,02E-04	-1,59E-03
EP-freshwater = Eutrophication potential, fraction of nutrients reaching freshwater end compartment EP-marine = Eutrophication potential, fraction of nutrients reaching marine end compartment EP-terrestrial = Eutrophication potential, Accumulated Exceedance								
POCP	kg NMVOC eq.	2,94E-02	2,62E-02	5,11E-04	4,13E-05	2,43E-03	2,42E-04	-4,55E-04
POCP = Formation potential of tropospheric ozone								
ADP-minerals & metals	kg Sb eq.	2,35E-03	2,29E-03	1,76E-08	1,45E-08	6,24E-05	1,65E-07	-6,99E-07
ADP-fossil	MJ	8,97E+01	4,83E+01	2,21E-02	1,21E-02	4,12E+01	1,25E-01	-8,28E-01
ADP-minerals & metals = Abiotic depletion potential for non-fossil resources ADP-fossil = Abiotic depletion for fossil resources potential								
WDP	m ³ eq. depr.	6,34E+00	5,55E+00	1,60E-03	3,26E-01	4,52E-01	8,99E-03	-5,65E-02
WDP = Water Deprivation potential								

STATUS	SECURITY LEVEL	REGISTRATION NUMBER	REV.	LANG.	PAGE
Approved	Public	ABBG-00501-V01.01-EN	1	en	6/13

Common base of mandatory indicators

Inventory flows indicator – Resource use indicators

Indicator	Unit	Total	Manu- facturing	Distri- bution	Installation	Use	End of life	Bene- fits
PERE	MJ	5,96E+01	9,61E+00	4,13E-03	7,82E-03	5,00E+01	3,17E-02	-2,14E-01
PERM	MJ	8,34E-01	8,34E-01	0,00E+00	0,00E+00	0,00E+00	0,00E+00	-6,70E-01
PERT	MJ	6,05E+01	1,04E+01	4,13E-03	7,82E-03	5,00E+01	3,17E-02	-8,84E-01
PENRE	MJ	8,96E+01	4,82E+01	2,21E-02	1,21E-02	4,12E+01	1,25E-01	-8,25E-01
PENRM	MJ	9,78E-02	9,78E-02	0,00E+00	0,00E+00	0,00E+00	0,00E+00	-2,13E-03
PENRT	MJ	8,97E+01	4,83E+01	2,21E-02	1,21E-02	4,12E+01	1,25E-01	-8,27E-01

PERE = Use of renewable primary energy excluding renewable primary energy resources used as raw materials
 PERM = Use of renewable primary energy resources used as raw materials
 PERT = Total Use of renewable primary energy resources
 PENRE = Use of non-renewable primary energy excluding non-renewable primary energy resources used as raw materials
 PENRM = Use of non-renewable primary energy resources used as raw materials
 PENRT = Total Use of non-renewable primary energy resources

Inventory flows indicator – Indicators describing the use of secondary materials, water, and energy resources

Indicator	Unit	Total	Manu- facturing	Distri- bution	Installation	Use	End of life	Bene- fits
SM	kg	0,00E+00	0,00E+00	0,00E+00	0,00E+00	0,00E+00	0,00E+00	0,00E+00
RSF	MJ	0,00E+00	0,00E+00	0,00E+00	0,00E+00	0,00E+00	0,00E+00	0,00E+00
NRSF	MJ	0,00E+00	0,00E+00	0,00E+00	0,00E+00	0,00E+00	0,00E+00	0,00E+00
FW	m ³	3,24E-01	1,49E-01	5,30E-05	7,62E-03	1,67E-01	3,09E-04	-1,73E-03

SM = Use of secondary material
 RSF = Use of renewable secondary fuels
 NRSF = Use of non-renewable secondary fuels
 FW = Use of net fresh water

Inventory flows indicator – Waste category indicators

Indicator	Unit	Total	Manu- facturing	Distri- bution	Installation	Use	End of life	Bene- fits
Hazardous waste disposed	kg	1,70E-02	2,67E-05	0,00E+00	0,00E+00	0,00E+00	1,70E-02	0,00E+00
Non- hazardous waste disposed	kg	7,14E-02	1,25E-04	0,00E+00	1,68E-02	0,00E+00	5,45E-02	0,00E+00
Radioactive waste disposed	kg	0,00E+00	0,00E+00	0,00E+00	0,00E+00	0,00E+00	0,00E+00	0,00E+00

STATUS	SECURITY LEVEL	REGISTRATION NUMBER	REV.	LANG.	PAGE
Approved	Public	ABBG-00501-V01.01-EN	1	en	7/13

Common base of mandatory indicators

Inventory flows indicator – Output flow indicators

Indicator	Unit	Total	Manu- facturing	Distri- bution	Installation	Use	End of life	Bene- fits
Components for re-use	kg	0,00E+00	0,00E+00	0,00E+00	0,00E+00	0,00E+00	0,00E+00	0,00E+00
Materials for recycling	kg	2,24E-01	1,35E-01	0,00E+00	7,20E-02	0,00E+00	1,69E-02	0,00E+00
Materials for energy recovery	kg	0,00E+00	0,00E+00	0,00E+00	0,00E+00	0,00E+00	0,00E+00	0,00E+00
Exported energy	MJ	0,00E+00	0,00E+00	0,00E+00	0,00E+00	0,00E+00	0,00E+00	0,00E+00

Inventory flow indicator – other indicators

Indicator	Unit	Total	Manu- facturing	Distri- bution	Installation	Use	End of life	Bene- fits
Biogenic carbon content of the product	kg of C	0,00E+00	0,00E+00	0,00E+00	0,00E+00	0,00E+00	0,00E+00	0,00E+00
Biogenic carbon content of the associated packaging	kg of C	0,00E+00	3,81E-02	0,00E+00	-3,81E-02	0,00E+00	0,00E+00	0,00E+00

STATUS	SECURITY LEVEL	REGISTRATION NUMBER	REV.	LANG.	PAGE
Approved	Public	ABBG-00501-V01.01-EN	1	en	8/13

Optional indicators

Environmental indicators

Indicator	Unit	Total	Manu- facturing	Distri- bution	Installation	Use	End of life	Bene- fits
Total use of primary energy during the life cycle	MJ	1,50E+02	5,87E+01	2,62E-02	1,99E-02	9,12E+01	1,56E-01	-1,71E+00
Emissions of fine particles	incidence of diseases	3,72E-07	3,35E-07	8,06E-10	3,78E-10	3,20E-08	3,33E-09	-7,24E-09
Ionizing radiation, human health	kBq U235 eq.	3,72E-07	2,67E-01	1,35E-04	8,21E-05	9,56E-01	9,95E-04	-3,94E-03
Ecotoxicity (fresh water)	CTUe	3,72E-07	1,35E+02	1,16E-01	1,67E-01	7,93E+00	2,19E+00	-3,28E+00
Human toxicity, carcinogenic effects	CTUh	3,72E-07	2,93E-08	7,91E-11	4,68E-11	5,57E-09	3,81E-10	-1,04E-08
Human toxicity, non-carcinogenic effects	incidence of diseases	3,72E-07	2,22E-07	9,65E-10	4,00E-10	5,34E-08	1,43E-09	-2,27E-09
Impact related to land use/soil quality		3,72E-07	3,28E+01	7,43E-02	4,69E-02	1,74E+01	2,65E-01	-3,74E+00

Other indicators

Indicator	Unit	Total	Manu- facturing	Distri- bution	Installation	Use	End of life	Bene- fits
No Other indicators used								

STATUS	SECURITY LEVEL	REGISTRATION NUMBER	REV.	LANG.	PAGE
Approved	Public	ABBG-00501-V01.01-EN	1	en	9/13

Other reference codes

Article number	Order code	Description German	Description English
LFW/A.0.60.1-CK	2CKA006199A0177	Abdeckung kundenspezifisch	Cover customized
LFW/A.0.60.1-CKL	2CKA006199A0517	Abdeckung kundenspezifisch	Cover customized
LFW/A.2.60.1-304-508	2CKA006199A0179	Abdeckung 2-fach	Cover 2-fold
LFW/A.3.60.1-304-508	2CKA006199A0180	Abdeckung 3-fach	Cover 3-fold
LFW/A.4.60.1-304-508	2CKA006199A0181	Abdeckung 4-fach	Cover 4-fold
LFBT/A.1.60.1-304-508	2CKA006199A0182	Abdeckung Beleuchtung 1-fach Taster	Cover Light 1-fold Button
LFJT/A.1.60.1-304-508	2CKA006199A0183	Abdeckung Jalousie 1-fach Taster	Cover Blind 1-fold Button
LFST/A.1.60.1-304-508	2CKA006199A0184	Abdeckung Szene 1-fach Taster	Cover Scene 1-fold Button
LFDW/A.1.60.1-304-508	2CKA006199A0353	Abdeckung Dimmen 1-fach Wippe	Cover Dim 1-fold Rocker
LFJW/A.1.60.1-304-508	2CKA006199A0354	Abdeckung Jalousie 1-fach Wippe	Cover Blind 1-fold Rocker
LF AW/A.1.60.1-304-508	2CKA006199A0355	Abdeckung Auf/Ab 1-fach Wippe	Cover Up/Down 1-fold Rocker
LFBT/A.2.60.1-304-508	2CKA006199A0356	Abdeckung Beleuchtung 2-fach Taster	Cover Light 2-fold Button
LFJT/A.2.60.1-304-508	2CKA006199A0357	Abdeckung Jalousie 2-fach Taster	Cover Blind 2-fold Button
LFST/A.2.60.1-304-508	2CKA006199A0358	Abdeckung Szene 2-fach Taster	Cover Scene 2-fold Button
LFDW/A.2.60.1-304-508	2CKA006199A0359	Abdeckung Dim/Jal 2-fach Wippe	Cover Dim/Blind 2-fold Rocker
LF AW/A.2.60.1-304-508	2CKA006199A0360	Abdeckung Auf/Ab 2-fach Wippe	Cover Up/Down 2-fold Rocker
LFMW/A.4.60.1-304-508	2CKA006199A0361	Abdeckung Musik 4-fach Taster	Cover Music 4-fold Button
LFW/A.2.60.1-305-508	2CKA006199A0363	Abdeckung 2-fach	Cover 2-fold
LFW/A.3.60.1-305-508	2CKA006199A0364	Abdeckung 3-fach	Cover 3-fold
LFW/A.4.60.1-305-508	2CKA006199A0365	Abdeckung 4-fach	Cover 4-fold
LFBT/A.1.60.1-305-508	2CKA006199A0366	Abdeckung Beleuchtung 1-fach Taster	Cover Light 1-fold Button
LFJT/A.1.60.1-305-508	2CKA006199A0367	Abdeckung Jalousie 1-fach Taster	Cover Blind 1-fold Button
LFST/A.1.60.1-305-508	2CKA006199A0368	Abdeckung Szene 1-fach Taster	Cover Scene 1-fold Button
LFDW/A.1.60.1-305-508	2CKA006199A0369	Abdeckung Dimmen 1-fach Wippe	Cover Dim 1-fold Rocker
LFJW/A.1.60.1-305-508	2CKA006199A0370	Abdeckung Jalousie 1-fach Wippe	Cover Blind 1-fold Rocker
LF AW/A.1.60.1-305-508	2CKA006199A0371	Abdeckung Auf/Ab 1-fach Wippe	Cover Up/Down 1-fold Rocker
LFBT/A.2.60.1-305-508	2CKA006199A0372	Abdeckung Beleuchtung 2-fach Taster	Cover Light 2-fold Button
LFJT/A.2.60.1-305-508	2CKA006199A0373	Abdeckung Jalousie 2-fach Taster	Cover Blind 2-fold Button
LFST/A.2.60.1-305-508	2CKA006199A0374	Abdeckung Szene 2-fach Taster	Cover Scene 2-fold Button
LFDW/A.2.60.1-305-508	2CKA006199A0375	Abdeckung Dim/Jal 2-fach Wippe	Cover Dim/Blind 2-fold Rocker
LF AW/A.2.60.1-305-508	2CKA006199A0376	Abdeckung Auf/Ab 2-fach Wippe	Cover Up/Down 2-fold Rocker
LFMW/A.4.60.1-305-508	2CKA006199A0377	Abdeckung Musik 4-fach Taster	Cover Music 4-fold Button

STATUS	SECURITY LEVEL	REGISTRATION NUMBER	REV.	LANG.	PAGE
Approved	Public	ABBG-00501-V01.01-EN		1 en	11/13

Environmental Impact Indicator Glossary


Impact indicators

Indicator	Description	Distribution
Global warming potential (GWP) - total	Indicator of potential global warming caused by emissions to air contributing to the greenhouse effect. The total global warming potential (GWP-total) is the sum of three sub-categories of climate change. GWP-total = GWP-fossil + GWP-biogenic + GWP- land use and land use change	kg CO ₂ eq.
Ozone depletion (ODP)	Emissions to air that contribute to the destruction of the stratospheric ozone layer	kg CFC-11 eq.
Acidification of soil and water (A)	Acidification of soils and water caused by the release of certain gases to the atmosphere, such as nitrogen oxides and sulphur oxides	H+ eq.
Eutrophication (E)	Indicator of the contribution to eutrophication of water by the enrichment of the aquatic ecosystem with nutritional elements, e.g. industrial or domestic effluents, agriculture, etc. This indicator is divided to three: freshwater, marine and terrestrial.	kg P eq., kg N eq., mole N eq.
Photochemical ozone creation (POCP)	Indicator of emissions of gases that affect the creation of photochemical ozone in the lower atmosphere (smog) because of the rays of the sun.	kg NMVOC eq.
Depletion of abiotic resources – elements (ADPe)	Indicator of the depletion of natural non-fossil resources	kg Sb eq.
Depletion of abiotic resources – fossil fuels (ADPf)	The use of non-renewable fossil resources in an unsustainable way (e.g. from material to waste)	MJ (lower heating value)
Water Deprivation potential (WDP)	Deprivation-weighted water consumption. Assesses the potential of water deprivation, to either humans or ecosystems, building on the assumption that the less water remaining available per area, the more likely another user will be deprived.	m ³ eq. depr.

Resource use indicators

Indicator	Description	Distribution
Total use of primary energy	Total use of non-renewable primary energy resources (primary energy and primary energy resources used as raw materials) + Total use of renewable primary energy re-sources (primary energy and primary energy resources used as raw materials)	MJ (lower heating value)

STATUS	SECURITY LEVEL	REGISTRATION NUMBER	REV.	LANG.	PAGE
Approved	Public	ABBG-00501-V01.01-EN	1	en	12/13

Registration number: ABBG-00501-V01.01-EN	Drafting Rules: PCR-ed4-EN-2021 09 06
	Supplemented by: PSR-0005-ed3-EN-2023 06 06
Verifier accreditation number: VH08	Information and reference documents: www.pep-ecopassport.org
Date of issue: 10-2024	Validity period: 5 years
Independent verification of the declaration and data, in compliance with ISO 14025: 2006	
Internal: <input type="radio"/>	External: <input checked="" type="radio"/>
The PCR review was conducted by a panel of experts chaired by Julie ORGELET (DDemain)	
PEP are compliant with XP C08-100-1 :2016 or EN 50693:2019 or NE E38-500 :2022 The components of the present PEP may not be compared with elements from any other program.	
Document in compliance with ISO 14025: 2006 "Environmental labels and declarations. Type III environmental declarations"	

STATUS	SECURITY LEVEL	REGISTRATION NUMBER	REV.	LANG.	PAGE
Approved	Public	ABBG-00501-V01.01-EN	1	en	13/13