

Data Sheet | Item Number: 221-415/995-008

Splicing connector with levers; for all conductor types; max. 4 mm²; 5-conductor; with levers; transparent housing; Surrounding air temperature: max 85°C (T85); 4,00 mm²; transparent



<https://www.wago.com/221-415/995-008>



Color: transparent

Ihre Vorteile:

- Einfache Handhabung: Hebel auf, Leiter rein, Hebel zu
- Als 2-, 3- und 5-Leiter-Klemmen erhältlich
- Komfortabler Leiteranschluss von 0,14 bis 4 mm²
- Installation von ein-, fein- und mehrdrähtiger Leiter
- Zeitersparnis für Installateure und Gerätehersteller
- Schnelle Installation von Geräten mit höherem Leistungsbedarf
- Sichere Verlegung langer Leitungen mit größeren Leiterquerschnitten
- Befestigungsadapter für normgerechte Installation
- Individuelle Fixierungen möglich

This item includes:



Item No.: 221-415

8

Splicing connector with levers; for all conductor types; max. 4 mm²; 5-conductor; with levers; transparent housing; Surrounding air temperature: max 85°C (T85); 4,00 mm²; transparent

Notes

Sicherheitshandhabungshinweis

NOTICE: Observe installation and safety instructions!

- **Only to be used by electricians!**
- Do not work under voltage/load!
- Use only for proper use!
- Observe national regulations/standards/guidelines!
- Observe technical specifications for the products!
- Observe the number of permissible potentials!
- Do not use damaged/dirty components!
- Observe conductor types, cross-sections and strip lengths!
- Insert conductor until it hits the product's backstop!
- Use original accessories!

To be sold only with installation instructions!

Safety information

in grounded power lines

Electrical data

Ratings per IEC/EN

Ratings per	EN 60664
Nominal voltage (II/2)	450 V
Rated surge voltage (II/2)	4 kV
Rated current	32 A
Legend (ratings)	(II / 2) \triangleq Overvoltage category II / Pollution degree 2

Ratings per UL

Approvals per	UL 486C
Rated voltage UL (Use Group C)	600 V
Rated current UL (Use Group C)	20 A

Connection data

Connection points	5
Total number of potentials	1

Connection 1

Connection technology	CAGE CLAMP®
Actuation type	Lever
Connectable conductor materials	Copper
Nominal cross-section	4 mm ² / 12 AWG
Solid conductor	0.2 ... 4 mm ² / 24 ... 12 AWG
Stranded conductor	0.2 ... 4 mm ² / 24 ... 12 AWG
Fine-stranded conductor	0.14 ... 4 mm ² / 24 ... 12 AWG
Strip length	11 mm / 0.43 inches
Wiring direction	Side-entry wiring

Physical data

Width	30 mm / 1.181 inches
Height	8.4 mm / 0.331 inches
Depth	18.8 mm / 0.732 inches

Material data

Note (material data)	Information on material specifications can be found here
Color	transparent
Insulation material	Polycarbonate (PC)
Flammability class per UL94	V2
Fire load	0.089 MJ
Actuator color	orange
Weight	4 g

Environmental requirements

Ambient temperature (operation)	+85 °C
Continuous operating temperature	105 °C
Temperature marking per EN 60998	T85

Commercial data

PU (SPU)	144 (8) pcs
Country of origin	DE
GTIN	4066966001679
Customs tariff number	85369010000

Environmental Product Compliance

RoHS Compliance Status	Compliant, No Exemption
------------------------	-------------------------

Downloads

Environmental Product Compliance

Compliance Search	
Environmental Product Compliance 221-415/995-008	

1 Compatible Products

1.1 Optional Accessories

1.1.1 General accessories

1.1.1.1 Empty housings



Item No.: 207-4301
 Junction box; Branch; for multicore cables; 221 Series; max. 4 mm² connectors; without splicing connectors; white

1.1.1.2 Moisture protection



Item No.: 207-1332
 Gelbox; Branch; for cables; with gel; 221, 2x73 Series; max. 4 mm² connectors; without splicing connectors; Size 2; gray

1.1.2 Jumper

1.1.2.1 Jumper



Item No.: 221-941/000-006
 Jumper; for conductor entry; 2-way; insulated; blue



Item No.: 221-942/000-006
 Jumper; for conductor entry; 2-way; insulated; blue



Item No.: 221-941
 Jumper; for conductor entry; 2-way; insulated; dark gray



Item No.: 221-942
 Jumper; for conductor entry; 2-way; insulated; dark gray

1.1.3 Mounting adapter

1.1.3.1 Mounting accessories



Item No.: 221-500/000-006

Mounting carrier; 221 Series - 4 mm²; for DIN-35 rail mounting/screw mounting; blue



Item No.: 221-505

Mounting carrier; for 5-conductor terminal blocks; 221 Series - 4 mm²; for screw mounting; white



Item No.: 221-525

Mounting carrier; for 5-conductor terminal blocks; 221 Series - 4 mm²; with snap-in mounting foot for vertical mounting; white



Item No.: 221-500/000-053

Mounting carrier; 221 Series - 4 mm²; for DIN-35 rail mounting/screw mounting; dark gray-yellow



Item No.: 221-515/000-004

Mounting carrier; for 5-conductor terminal blocks; 221 Series - 4 mm²; with snap-in mounting foot for horizontal mounting; black



Item No.: 221-500

Mounting carrier; 221 Series - 4 mm²; for DIN-35 rail mounting/screw mounting; orange



Item No.: 221-515

Mounting carrier; for 5-conductor terminal blocks; 221 Series - 4 mm²; with snap-in mounting foot for horizontal mounting; white



Item No.: 221-505/000-004

Mounting carrier; for 5-conductor terminal blocks; 221 Series - 4 mm²; for screw mounting; black




Item No.: 221-525/000-004


Mounting carrier; for 5-conductor terminal blocks; 221 Series - 4 mm²; with snap-in mounting foot for vertical mounting; black

Installation Notes


Conductor termination



Strip conductor to 11 mm (0.43 inch).



Pull up an orange lever to open the clamping unit.



Then insert the conductor and push the lever back down, flush with the connector housing.



Compact, lever-operated splicing connectors:


Tool-free connection of fine-stranded conductors from 0.14 ... 4 mm², as well as solid or stranded conductors from 0.2 ... 4 mm² (24 ... 12 AWG).

Safety:


The lever's specially designed rest position reliably prevents accidental unclamping of a connected conductor.

Application safety, for any type of conductor (solid, stranded, fine-stranded), is confirmed by approvals like ENEC or UL.


Application



Wiring fine-stranded conductors in junction boxes.



Custom low-voltage lighting system



Lighting distribution in a ceiling canopy



Pendant light connection in a suspended ceiling