
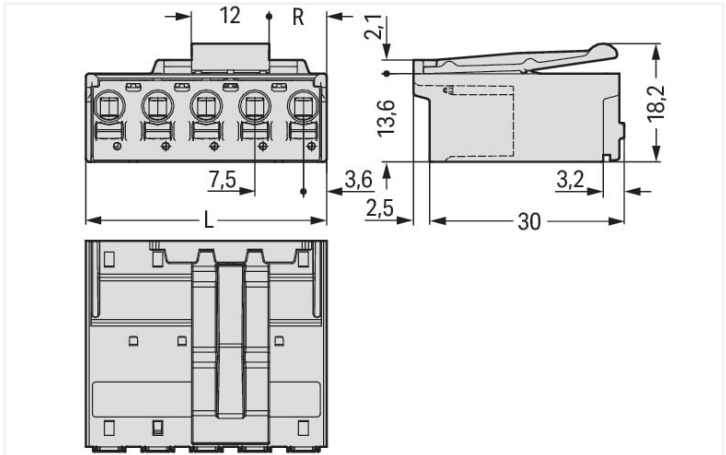


Data Sheet | Item Number: 2092-3524/002-000
1-conductor male connector; Push-in CAGE CLAMP®; 2.5 mm²; Pin spacing 7.5 mm;
4-pole; Integrated release lever; 2,50 mm²; light gray
<https://www.wago.com/2092-3524/002-000>

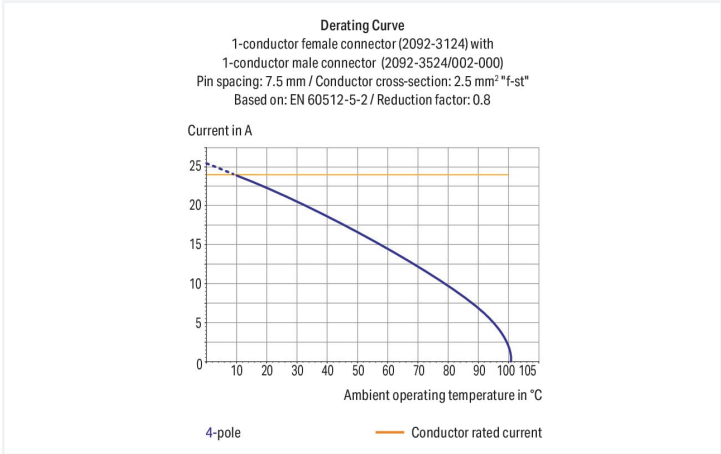


Color: ■ light gray

Similar to illustration



Dimensions in mm
L = (pole no. – 1) x pin spacing + 7.2 mm
Even pole number R = (L – 12 mm) : 2
Odd pole number R = (L – 19.5 mm) : 2



- Universal connection for all conductor types
- Simple, push-in termination of solid and ferruled conductors
- Easy-to-use design does not require special tools
- Testing parallel to conductor entry – tip contact
- For "wire-to-wire" and "board-to-wire" connections
- Integrated release lever

Notes	
Safety information	The picoMAX® Pluggable Connection System includes connectors without breaking capacity in accordance with DIN EN 61984. When used as intended, these connectors must not be connected/disconnected when live or under load. The circuit design should ensure header pins, which can be touched, are not live when unmated.
Variants:	Direct marking Other versions (or variants) can be requested from WAGO Sales or configured at https://configurator.wago.com/ .



Electrical data

Ratings per IEC/EN 60664-1				Approvals per UL 1059			
Overvoltage category	III	III	II	Use group	B	C	D
Pollution degree	3	2	2	Rated voltage	300 V	-	300 V
Nominal voltage	400 V	630 V	1000 V	Rated current	15 A	-	10 A
Rated surge voltage	6 kV	6 kV	6 kV				
Rated current	16 A	16 A	16 A				

Connection data

Connection points	4	Connection 1	
Total number of potentials	4	Connection technology	Push-in CAGE CLAMP®
Number of connection types	1	Actuation type	Push-button
Number of levels	1	Actuation direction 1	Operation parallel to conductor entry
		Solid conductor	0.2 ... 2.5 mm² / 24 ... 12 AWG
		Fine-stranded conductor	0.2 ... 2.5 mm² / 24 ... 12 AWG
		Fine-stranded conductor; with insulated ferrule	0.25 ... 1.5 mm²
		Fine-stranded conductor; with uninsulated ferrule	0.25 ... 2.5 mm²
		Strip length	9 ... 10 mm / 0.35 ... 0.39 inches
		Pole number	4

Physical data

Pin spacing	7.5 mm / 0.295 inches
Width	29.7 mm / 1.169 inches
Height	18.2 mm / 0.717 inches
Depth	32.6 mm / 1.283 inches

Mechanical data

Variable coding	Yes
Anti-rotation protection	Yes

Plug-in connection

Contact type (pluggable connector)	Male connector/plug
Connector (connection type)	for conductor
Mismating protection	No
Plugging without loss of pin spacing	Yes
Locking of plug-in connection	Locking latch

Material data

Note (material data)	Information on material specifications can be found here
Color	light gray
Material group	I
Insulation material	Polyphthalamide (PPA GF)
Flammability class per UL94	V0
Clamping spring material	Chrome-nickel spring steel (CrNi)
Contact material	Electrolytic copper (E _{Cu})
Contact plating	Tin
Fire load	0.034 MJ
Weight	10.2 g



Environmental requirements	
Limit temperature range	-60 ... +100 °C
Processing temperature	-35 ... +60 °C

Commercial data	
Product Group	26 (picoMAX Connectors)
eCl@ss 10.0	27-14-11-06
eCl@ss 9.0	27-14-11-06
ETIM 8.0	EC001284
ETIM 7.0	EC001284
PU (SPU)	50 pcs
Packaging type	Box
Country of origin	DE
GTIN	4050821164852
Customs tariff number	85366930000

Environmental Product Compliance	
RoHS Compliance Status	Compliant, No Exemption

Approvals / Certificates

General approvals



Approval	Standard	Certificate Name
CSA DEKRA Certification B.V.	C22.2 No. 158	2362521
CSA DEKRA Certification B.V.	C22.2	2362521
cURus Underwriters Laboratories Inc.	UL 1059	E45172
KEMA/KEUR DEKRA Certification B.V.	EN 61984	71-102261 REV.2
UL Underwriters Laboratories Inc.	UL 1977	E45171

Downloads

Environmental Product Compliance

Compliance Search	
Environmental Product Compliance 2092-3524/002-000	



Documentation

Additional Information			
Technical Section	03.04.2019	pdf 2010.85 KB	↓

CAD/CAE-Data

CAD data	
2D/3D Models 2092-3524/002-000	↓

CAE data	
ZUKEN Portal 2092-3524/002-000	↓