


A3C 6 DL BL**Weidmüller Interface GmbH & Co. KG**

Klingenbergstraße 26

D-32758 Detmold

Germany

www.weidmueller.com



To feed through power, signal, and data is the classical requirement in electrical engineering and panel building. The insulating material, the connection system and the design of the terminal blocks are the differentiating features. A feed-through terminal block is suitable for joining and/or connecting one or more conductors. They could have one or more connection levels that are on the same potential or insulated against one another.

General ordering data

Version	Feed-through terminal, PUSH IN, 6 mm ² , 800 V, 41 A, blue
Order No.	2674920000
Type	A3C 6 DL BL
GTIN (EAN)	4050118715972
Qty.	50 items

A3C 6 DL BL

Weidmüller Interface GmbH & Co. KG

Klingenbergstraße 26

D-32758 Detmold

Germany

www.weidmueller.com

Technical data

Approvals

Approvals



ROHS	Conform
UL File Number Search	UL Website
Certificate No. (cURus)	E60693
Certificate No. (cURusEX)	E184763

Dimensions and weights

Depth	45.5 mm	Depth (inches)	1.7913 inch
Depth including DIN rail	46 mm	Height	84.5 mm
Height (inches)	3.3268 inch	Width	8.1 mm
Width (inches)	0.3189 inch	Net weight	20.4 g

Temperatures

Storage temperature	-25 °C...55 °C	Ambient temperature	-5 °C...40 °C
Continuous operating temp., min.	-60 °C	Continuous operating temp., max.	130 °C

Environmental Product Compliance

RoHS Compliance Status	Compliant without exemption
REACH SVHC	No SVHC above 0.1 wt%

Material data

Basic material	Wemid	Colour	blue
UL 94 flammability rating	V-0		

Rating data IECEX/ATEX

Certificate No. (ATEX)	TUEV16ATEX7909U	Certificate No. (IECEX)	IECEXTUR16.0036U
Max. voltage (ATEX)	550 V	Current (ATEX)	36 A
Wire cross section max. (ATEX)	6 mm ²	Max. voltage (IECEX)	550 V
Current (IECEX)	36 A	Wire cross section max. (IECEX)	6 mm ²

System specifications

End cover plate required	Yes	Number of potentials	1
Number of levels	1	Number of clamping points per level	3
Number of potentials per tier	1	Levels cross-connected internally	No
Mounting rail	TS 35		

Additional technical data

Open sides	right	Explosion-tested version	Yes
------------	-------	--------------------------	-----

A3C 6 DL BL

Weidmüller Interface GmbH & Co. KG
 Klingenbergstraße 26
 D-32758 Detmold
 Germany

www.weidmueller.com

Technical data

Conductors for clamping (additional connection)

Connection type, additional connection PUSH IN

Conductors for clamping (rated connection)

Gauge to IEC 60947-1	A5		
Wire connection cross section AWG, max.	AWG 8		
Connection direction	top		
Stripping length	12 mm		
Type of connection	PUSH IN		
Number of connections	3		
Clamping range, max.	10 mm ²		
Clamping range, min.	0.34 mm ²		
Blade size	1.0 x 5.5 mm		
Wire connection cross section AWG, min.	AWG 22		
Wire connection cross-section, finely stranded with wire-end ferrules DIN 46228/4, max.	6 mm ²		
Wire connection cross-section, finely stranded with wire-end ferrules DIN 46228/4, min.	0.34 mm ²		
Wire connection cross-section, finely stranded with wire-end ferrules DIN 46228/1, max.	10 mm ²		
Wire connection cross-section, finely stranded with wire-end ferrules DIN 46228/1, min.	0.34 mm ²		
Wire connection cross section, finely stranded, max.	10 mm ²		
Wire connection cross section, finely stranded, min.	0.34 mm ²		
Connection cross-section, stranded, max.	6 mm ²		
Connection cross-section, stranded, min.	0.34 mm ²		
Twin wire-end ferrules, max.	1.5 mm ²		
Twin wire-end ferrules, min.	0.5 mm ²		
Wire connection cross-section, solid core, max.	6 mm ²		
Wire connection cross-section, solid core, min.	0.34 mm ²		
Connection cross-section, finely stranded, min.	0.34 mm ²		
Tube length for wire-end ferrule with plastic collar DIN 46228/4	Tube length	min.	10 mm
		max.	12 mm
	Cross-section for conductor connection	min.	0.5 mm ²
		max.	1 mm ²
	Tube length	min.	10 mm
		max.	18 mm
	Cross-section for conductor connection	nominal	1.5 mm ²
	Tube length	min.	12 mm
		max.	18 mm
	Cross-section for conductor connection	nominal	2.5 mm ²
	Tube length	min.	10 mm
		max.	18 mm
Cross-section for conductor connection	min.	4 mm ²	
	max.	6 mm ²	
Tube length for twin wire-end ferrule	Tube length	min.	10 mm

A3C 6 DL BL

Weidmüller Interface GmbH & Co. KG
 Klingenbergstraße 26
 D-32758 Detmold
 Germany

www.weidmueller.com

Technical data

		max.	12 mm
	Cross-section for conductor connection	nominal	0.5 mm ²
	Tube length	min.	10 mm
		max.	18 mm
	Cross-section for conductor connection	nominal	0.75 mm ²
	Tube length	min.	12 mm
		max.	18 mm
	Cross-section for conductor connection	min.	1 mm ²
		max.	1.5 mm ²
Tube length for wire-end ferrule without plastic collar DIN 46228/1	Tube length	nominal	10 mm
	Cross-section for conductor connection	min.	0.5 mm ²
		max.	1 mm ²
	Tube length	min.	10 mm
	Cross-section for conductor connection	min.	1.5 mm ²
		max.	2.5 mm ²
	Tube length	min.	12 mm
		max.	18 mm
	Cross-section for conductor connection	nominal	4 mm ²
	Tube length	min.	10 mm
	max.	18 mm	
	Cross-section for conductor connection	min.	6 mm ²
		max.	10 mm ²
Tube length for wire-end ferrule with plastic collar acc. to cross-section	Cross-section, min.	0.5 mm ²	
	Cross-section, max.	1 mm ²	
	Tube length, min.	10 mm	
	Tube length, max.	12 mm	
	Cross-section, min.	1.5 mm ²	
	Cross-section, max.	1.5 mm ²	
	Tube length, min.	10 mm	
	Tube length, max.	18 mm	
	Cross-section, min.	2.5 mm ²	
	Cross-section, max.	2.5 mm ²	
	Tube length, min.	12 mm	
	Tube length, max.	18 mm	
	Cross-section, min.	4 mm ²	
	Cross-section, max.	6 mm ²	
	Tube length, min.	10 mm	
	Tube length, max.	18 mm	
Tube length for wire-end ferrule without plastic collar acc. to cross-section	Cross-section, min.	0.5 mm ²	
	Cross-section, max.	1 mm ²	
	Tube length, min.	10 mm	
	Tube length, max.	10 mm	
	Cross-section, min.	1.5 mm ²	
	Cross-section, max.	2.5 mm ²	
	Tube length, min.	10 mm	
	Tube length, max.	18 mm	
	Cross-section, min.	4 mm ²	
	Cross-section, max.	4 mm ²	
	Tube length, min.	12 mm	
	Tube length, max.	18 mm	
	Cross-section, min.	6 mm ²	
	Cross-section, max.	6 mm ²	
	Tube length, min.	10 mm	
	Tube length, max.	18 mm	
Tube length for twin wire-end ferrule acc. to cross-section	Cross-section, min.	0.5 mm ²	
	Cross-section, max.	0.5 mm ²	
	Tube length, min.	10 mm	
	Tube length, max.	12 mm	

A3C 6 DL BL

Weidmüller Interface GmbH & Co. KG

Klingenbergstraße 26
D-32758 Detmold
Germany

www.weidmueller.com

Technical data

Cross-section, min.	0.75 mm ²
Cross-section, max.	0.75 mm ²
Tube length, min.	10 mm
Tube length, max.	18 mm
Cross-section, min.	1 mm ²
Cross-section, max.	1.5 mm ²
Tube length, min.	10 mm
Tube length, max.	18 mm

General

Wire connection cross section AWG, max.	AWG 8	Wire connection cross section AWG, min.	AWG 22
Standards	IEC 60947-7-1	Mounting rail	TS 35

Rating data

Rated cross-section	6 mm ²	Rated voltage	800 V
Rated DC voltage	800 V	Nominal current	41 A
Current at maximum wires	41 A	Standards	IEC 60947-7-1
Volume resistance according to IEC 60947-7-x	0.78 mΩ	Rated impulse withstand voltage	8 kV
Power loss in accordance with IEC 60947-7-x	1.31 W	Surge voltage category	III
Pollution severity	3		

UL rating data

Conductor size Factory wiring max. (cURus)	8 AWG	Voltage size B (cURus)	600 V
Voltage size D (cURus)	600 V	Certificate No. (cURus)	E60693
Conductor size Field wiring min. (cURus)	22 AWG	Conductor size Factory wiring min. (cURus)	22 AWG
Current size B (cURus)	38 A	Voltage size C (cURus)	600 V
Current size C (cURus)	38 A	Current size D (cURus)	5 A
Conductor size Field wiring max. (cURus)	8 AWG		

Classifications

ETIM 8.0	EC000897	ETIM 9.0	EC000897
ETIM 10.0	EC000897	ECLASS 14.0	27-25-01-01
ECLASS 15.0	27-25-01-01		

Drawings



A3C 6 DL BL

Weidmüller Interface GmbH & Co. KG
 Klingenbergstraße 26
 D-32758 Detmold
 Germany

www.weidmueller.com

Accessories

Warning cover

Warning covers with a flash symbol provide more safety for man and machine. They are used where external voltage must be indicated within the application.




General ordering data

Type	AAM 6 YE FLASH	Version	
Order No.	2635570000	A-series, Terminal marker, 13 x 8.1 mm, Pitch in mm (P): 8.00 yellow	
GTIN (EAN)	4050118674514		
Qty.	40 ST		

End bracket

Weidmüller's range of products includes end brackets that guarantee a permanent, reliable mounting on the terminal rail and prevent sliding. Versions with and without screws are available. The end brackets include marking options, also for group markers, and also a test plug holder.



General ordering data

Type	AEB 35 SCL/1 V0	Version	
Order No.	2661280000	A-series, End bracket	
GTIN (EAN)	4050118702163		
Qty.	20 ST		
Type	AEB 35 SCL/1 V0 BK	Version	
Order No.	2661300000	A-series, End bracket	
GTIN (EAN)	4050118702187		
Qty.	20 ST		
Type	AEB 35 SCL/1 V0 GY	Version	
Order No.	2661290000	A-series, End bracket	
GTIN (EAN)	4050118702170		
Qty.	20 ST		

A3C 6 DL BL

Weidmüller Interface GmbH & Co. KG

Klingenbergstraße 26

D-32758 Detmold

Germany

www.weidmueller.com

Accessories

End plates and partition plates




Partition plates and end plates are essential accessories for terminal blocks. Partition plates provide optical and electrical separation of different potentials and functional groups, increasing safety and ensuring a clear structure inside the control cabinet. End plates close the terminal block row on the sides, protect against contact with live parts, and ensure a clean, stable finish. Both components are precisely matched to the respective Weidmüller terminal block series, contributing to safe, compliant, and professional wiring.

General ordering data

Type	APP 3	Version	
Order No.	2489100000	A-series, Partition plate	
GTIN (EAN)	4050118499315		
Qty.	50 ST		

End bracket



Weidmüller's range of products includes end brackets that guarantee a permanent, reliable mounting on the terminal rail and prevent sliding. Versions with and without screws are available. The end brackets include marking options, also for group markers, and also a test plug holder.

General ordering data

Type	AEB 35 SC/1	Version	
Order No.	1991920000	A-series, End bracket	
GTIN (EAN)	4050118376722		
Qty.	50 ST		

Testadapter and testsockets



Test adapters and test plugs are used for the electrical connection between terminal blocks and the test equipment. In this way, an electrical contact can be established in the wired state and measurements can be done easily.

General ordering data

Type	ATPG 6 MI-R	Version	
Order No.	1991930000	Test adapter (terminal), 1.5 mm ² , 250 V, 0.2 A	
GTIN (EAN)	4050118376555		
Qty.	50 ST		

A3C 6 DL BL

Weidmüller Interface GmbH & Co. KG
 Klingenbergstraße 26
 D-32758 Detmold
 Germany

www.weidmueller.com

Accessories

Type	ATPG 1.5-10 L	Version
Order No.	1991890000	Test adapter (terminal), 1.5 mm ² , 250 V, 0.2 A
GTIN (EAN)	4050118376647	
Qty.	50 ST	

Cross-connections



The distribution or multiplication of a potential to adjoining terminal blocks is realized via a cross-connection. Additional wiring effort can be easily avoided. Even if the poles are broken out, contact reliability in the terminal blocks is still ensured. Our portfolio offers pluggable and screwable cross-connection systems for modular terminal blocks.

General ordering data

Type	ZQV 6N/2	Version
Order No.	1985740000	Cross-connector (terminal), Plugged, orange, 41 A, Number of poles: 2, Pitch in mm (P): 8.00, Insulated: Yes, Width: 13.7 mm
GTIN (EAN)	4050118370362	
Qty.	60 ST	
Type	ZQV 6N/2 BL	Version
Order No.	1985830000	Cross-connector (terminal), Plugged, blue, 41 A, Number of poles: 2, Pitch in mm (P): 8.00, Insulated: Yes, Width: 13.7 mm
GTIN (EAN)	4050118370232	
Qty.	60 ST	
Type	ZQV 6N/3	Version
Order No.	1985760000	Cross-connector (terminal), Plugged, orange, 41 A, Number of poles: 3, Pitch in mm (P): 8.00, Insulated: Yes, Width: 21.8 mm
GTIN (EAN)	4050118370263	
Qty.	60 ST	
Type	ZQV 6N/3 BL	Version
Order No.	1985840000	Cross-connector (terminal), Plugged, blue, 41 A, Number of poles: 3, Pitch in mm (P): 8.00, Insulated: Yes, Width: 21.8 mm
GTIN (EAN)	4050118370379	
Qty.	60 ST	
Type	ZQV 6N/4	Version
Order No.	1985780000	Cross-connector (terminal), Plugged, orange, 41 A, Number of poles: 4, Pitch in mm (P): 8.00, Insulated: Yes, Width: 29.9 mm
GTIN (EAN)	4050118370287	
Qty.	60 ST	
Type	ZQV 6N/4 BL	Version
Order No.	1985850000	Cross-connector (terminal), Plugged, blue, 41 A, Number of poles: 4, Pitch in mm (P): 8.00, Insulated: Yes, Width: 29.9 mm
GTIN (EAN)	4050118370447	
Qty.	60 ST	

A3C 6 DL BL

Weidmüller Interface GmbH & Co. KG
 Klingenbergstraße 26
 D-32758 Detmold
 Germany

Accessories

www.weidmueller.com

End plates and partition plates



Partition plates and end plates are essential accessories for terminal blocks. Partition plates provide optical and electrical separation of different potentials and functional groups, increasing safety and ensuring a clear structure inside the control cabinet. End plates close the terminal block row on the sides, protect against contact with live parts, and ensure a clean, stable finish. Both components are precisely matched to the respective Weidmüller terminal block series, contributing to safe, compliant, and professional wiring.

General ordering data

Type	AEP 3C 6	Version
Order No.	1991940000	A-series, End plate
GTIN (EAN)	4050118376746	
Qty.	50 ST	
Type	AEP 3C 6 BL	Version
Order No.	1991910000	A-series, End plate
GTIN (EAN)	4050118376548	
Qty.	20 ST	
Type	AEP 3C 6 OR	Version
Order No.	2052530000	A-series, End plate
GTIN (EAN)	4050118412130	
Qty.	20 ST	

Accessories



Accessories for testing and measuring equipment

General ordering data

Type	ZUB MULTIMETER	Version
Order No.	9205270000	Multimeter
GTIN (EAN)	4032248723522	
Qty.	1 ST	

A3C 6 DL BL

Weidmüller Interface GmbH & Co. KG
 Klingenbergstraße 26
 D-32758 Detmold
 Germany

www.weidmueller.com

Accessories

End bracket



Weidmüller's range of products includes end brackets that guarantee a permanent, reliable mounting on the terminal rail and prevent sliding. Versions with and without screws are available. The end brackets include marking options, also for group markers, and also a test plug holder.

General ordering data

Type	AEB 35 SC/1 BK	Version	
Order No.	2475310000	Version	A-series, End bracket
GTIN (EAN)	4050118487114		
Qty.	50 ST		

Marker holder




The marker holder offer the possibility of additional mounting of standard markers with a pitch of 5 or 5.1 mm. The angled holders can be optionally snapped together and could be mounted in all standard marking channels of the Klippon® Connect modular terminal blocks. Fitting marker types could be found under the respective accessories of the designation marking holder.

General ordering data

Type	BZT 1 WS 10/5	Version	
Order No.	1805490000	Version	Accessories, Marker holder
GTIN (EAN)	4032248270231		
Qty.	100 ST		
Type	BZT 1 ZA WS 10/5	Version	
Order No.	1805520000	Version	Accessories, Marker holder
GTIN (EAN)	4032248270248		
Qty.	100 ST		

Cross-connections



The distribution or multiplication of a potential to adjoining terminal blocks is realized via a cross-connection. Additional wiring effort can be easily avoided. Even if the poles are broken out, contact reliability in the terminal blocks is still ensured. Our portfolio offers pluggable and screwable cross-connection systems for modular terminal blocks.

A3C 6 DL BL

Weidmüller Interface GmbH & Co. KG
 Klingenbergstraße 26
 D-32758 Detmold
 Germany

www.weidmueller.com

Accessories

General ordering data

Type	ZQV 6N/10	Version
Order No.	2733970000	Cross-connector (terminal), Plugged, orange, 41 A, Number of poles:
GTIN (EAN)	4064675066811	10, Pitch in mm (P): 8.00, Insulated: Yes, Width: 3.1 mm
Qty.	20 ST	
Type	ZQV 6N/6	Version
Order No.	2733950000	Cross-connector (terminal), Plugged, orange, 41 A, Number of poles:
GTIN (EAN)	4064675066699	6, Pitch in mm (P): 8.00, Insulated: Yes, Width: 3.1 mm
Qty.	20 ST	
Type	ZQV 6N/7	Version
Order No.	2733960000	Cross-connector (terminal), Plugged, orange, 41 A, Number of poles:
GTIN (EAN)	4064675066804	7, Pitch in mm (P): 8.00, Insulated: Yes, Width: 3.1 mm
Qty.	20 ST	
Type	ZQV 6N/10 BL	Version
Order No.	2786910000	Cross-connector (terminal), Plugged, blue, 41 A, Number of poles: 10,
GTIN (EAN)	4064675064602	Pitch in mm (P): 8.00, Insulated: Yes, Width: 78.7 mm
Qty.	20 ST	
Type	ZQV 6N/6 BL	Version
Order No.	2786890000	Cross-connector (terminal), Plugged, blue, 41 A, Number of poles: 6,
GTIN (EAN)	4064675064572	Pitch in mm (P): 8.00, Insulated: Yes, Width: 46.3 mm
Qty.	20 ST	
Type	ZQV 6N/7 BL	Version
Order No.	2786900000	Cross-connector (terminal), Plugged, blue, 41 A, Number of poles: 7,
GTIN (EAN)	4064675064596	Pitch in mm (P): 8.00, Insulated: Yes, Width: 54.4 mm
Qty.	20 ST	

Testadapter and testsockets



Test adapters and test plugs are used for the electrical connection between terminal blocks and the test equipment. In this way, an electrical contact can be established in the wired state and measurements can be done easily.

General ordering data

Type	ZS 2.3/4	Version
Order No.	0249600000	Plug (terminal), Plug-in connection, 4 mm ² , Number of connections: 1,
GTIN (EAN)	4008190022785	Number of poles: 4, Width: 6.5 mm
Qty.	20 ST	
Type	FZS 2/4 RT/80 SAKT4	Version
Order No.	1276300000	Plug (terminal), Plug-in connection, 2 mm ² , Number of connections: 2,
GTIN (EAN)	4008190026080	Number of poles: 1, Width: 9 mm
Qty.	20 ST	