

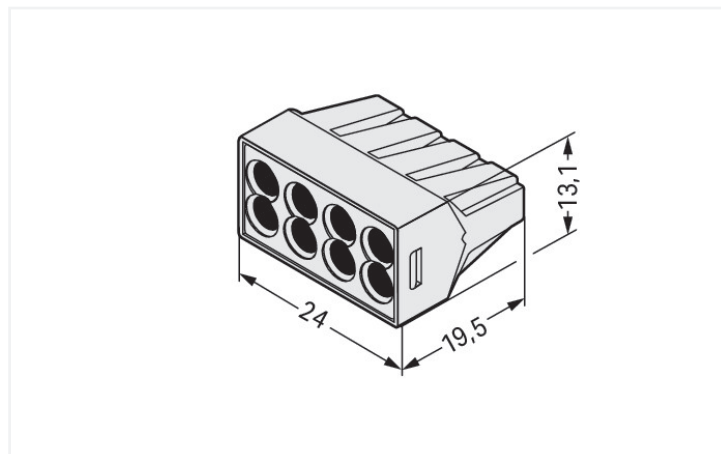
Data Sheet | Item Number: 773-498

PUSH WIRE® splicing connector; for solid and stranded conductors; for Ex applications; max. 2.5 mm²; 8-conductor; light gray housing; light gray cover; Surrounding air temperature: max 60°C; 2,50 mm²; light gray

<https://www.wago.com/773-498>



Color: ■ light gray



Dimensions in mm

Push wire® splicing connector, 773 Series, light gray

Our push wire® splicing connector (item number 773-498) simplifies electrical installations. Quickly and securely connect conductors in any building installation with WAGO's 773 Series PUSH WIRE® connectors, designed for both surface and flush-mounted junction boxes. Whether you intend to use them in private or commercial applications, this series of PUSH WIRE® connectors for junction boxes ensures simple and time-saving installations. Ensure that the strip lengths are 12 mm when connecting conductors to push wire® splicing connector. Featuring conductor terminals along with PUSH WIRE®, this connector outperforms the competition. Our PUSH WIRE® connection is the quick and simple method for connecting solid conductors. Dimensions: (24 x 13.1 x 19.5) mm (width x height x depth). Push wire® splicing connector is suitable for conductor cross sections ranging from 0.75 mm² to 2.5 mm².

Tin is used for coating the contact surfaces.

Notes

General safety information

NOTICE: Observe installation and safety instructions!

- **Only to be used by electricians!**
- Do not work under voltage/load!
- Use only for proper use!
- Observe national regulations/standards/guidelines!
- Observe technical specifications for the products!
- Observe the number of permissible potentials!
- Do not use damaged/dirty components!
- Observe conductor types, cross-sections and strip lengths!
- Insert conductor until it hits the product's backstop!
- Use original accessories!

Safety information 2

To be sold only with installation instructions!

To be used only in conjunction with a mounting carrier (773-331).

Electrical data

Ratings per	EN 60079		
Overvoltage category	III	III	II
Pollution degree	3	2	2
Nominal voltage	-	-	-
Rated impulse withstand voltage	-	-	-
Rated current	-	-	-

Ex information

Rated voltage EN (Ex e II)	550 V
Rated voltage note (Ex e II)	275 V at a distance < 10 mm to parts of other potentials
Rated current (Ex e II)	24 A

General information

Wiring direction	Side-entry wiring
------------------	-------------------

Connection Data

Clamping units	8
Total number of potentials	1

Connection 1

Connection technology	PUSH WIRE®
Actuation type	Push-in
Connectable conductor materials	Copper
Solid conductor	0.75 ... 2.5 mm ² / 18 ... 14 AWG
Stranded conductor	0.75 ... 2.5 mm ² / 16 ... 12 AWG
Strip length	12 mm / 0.47 inches
Wiring direction	Side-entry wiring

Physical data

Width	24 mm / 0.945 inches
Height	13.1 mm / 0.516 inches
Depth	19.5 mm / 0.768 inches

Material data

Note (material data)	Information on material specifications can be found here
Color	light gray
Cover color	light gray
Flammability class per UL94	V2
Clamping spring material	Chrome-nickel spring steel (CrNi)
Contact material	Electrolytic copper (E _{Cu})
Contact Plating	Tin
Fire load	0.101 MJ
Weight	4.7 g

Environmental requirements

Ambient temperature (operation)	+60 °C
Continuous operating temperature	105 °C

Commercial data

Product Group	7 (Push Wire Conn.)
PU (SPU)	500 (50) pcs
Packaging type	Box
Country of origin	CN
GTIN	4055143026635
Customs tariff number	85369010000




Product Classification

UNSPSC	39121409
eCl@ss 10.0	27-14-11-04
eCl@ss 9.0	27-14-11-04
ETIM 9.0	EC000446
ETIM 10.0	EC000446
ECCN	NO US CLASSIFICATION

Environmental Product Compliance

RoHS Compliance Status	Compliant, No Exemption
------------------------	-------------------------

Approvals / Certificates

General approvals			Approvals for hazardous areas		
 					
Approval	Standard	Certificate Name	Approval	Standard	Certificate Name
KEMA/KEUR DEKRA Certification B.V.	EN 60998	71-101747	ATEX UL International Demko A/ S	EN 60079	DEMKO 03 ATEX 131845U Rev. 1 (II 2 G Ex eII C Gb)
UL UL International Germany GmbH	UL 486C	E69654			

Downloads





Environmental Product Compliance

Compliance Search	
Environmental Product Compliance 773-498	↓

Documentation

Bid Text			
773-498	19.02.2019	xml 3.15 KB	↓
773-498	17.05.2017	doc 25.00 KB	↓
ausschreiben.de 773-498			↓

CAD/CAE-Data

CAD data	CAE data
2D/3D Models 773-498 	EPLAN Data Portal 773-498 
	WSCAD Universe 773-498 
	ZUKEN Portal 773-498 

1 Compatible Products

1.1 Optional Accessories

1.1.1 Mounting adapter

1.1.1.1 Mounting accessories



Item No.: 773-331
Mounting carrier; for Ex applications; 773 Series - 2.5 mm² / 6 mm²; for DIN-35 rail mounting/screw mounting; light gray