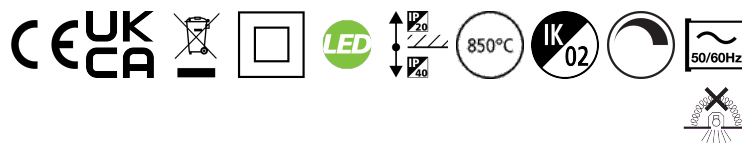


Concord

Solstice 150 1600lm 940 DALI Sandblast 2070415



Features

- Solstice 150 1600lm 940 DALI Sandblast is an efficient DALI dimmable downlight luminaire, Colour rendering index Ra>90, Colour temperature: 4000K Neutral White, Class II, Protection rating IP40/IP20, Cut out dimensions: 150mm.

Product Overview

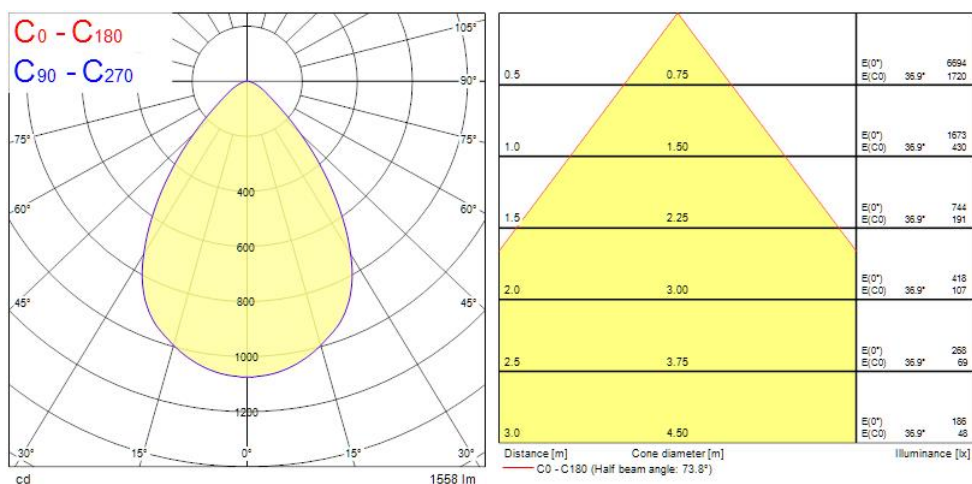
Product name	Solstice 150 1600lm 940 DALI Sandblast
Technology	LED
Cap/Base	N/A
Housing	Aluminium
Mount	Ceiling recessed mounting
Fixture luminous flux (lm)	1600
Luminaire efficacy (lm/W)	133
LOR (%)	107
Colour temperature (K)	4000
Light colour	Neutral White
CRI (Ra)	90
Colour Consistency (SDCM)	3
Colour Variation Initial (SDCM)	3
Glare control	< 19
Photobiological Risk Group	RG1
Total power consumption (W)	15
Electrical protection	Class II
Control gear type	LED driver constant current
LED Flickering Rate	Ultra low (5% or less)

Concord

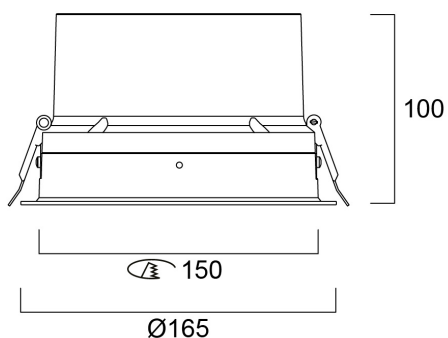
Solstice 150 1600lm 940 DALI Sandblast 2070415

Housing colour	RAL 9016 - Traffic white / Bezel
IP rating	IP40/20
IK rating	IK02
Product EAN number	5025768704156
Warranty	5 years
Useful luminous flux (#use)	1600

Photometry



Technical drawings



Concord

Solstice 150 1600lm 940 DALI Sandblast 2070415

Data table

GENERAL DATA

Product name	Solstice 150 1600lm 940 DALI Sandblast
Technology	LED
Cap/Base	N/A
Housing	Aluminium
Mount	Ceiling recessed mounting
Operating temperature range (°C)	-10°C...+40°C
Performance ambient temperature Tq (°C)	40
Warranty	5 years

OPTICAL DATA

Useful luminous flux (#use)	1600
Fixture luminous flux (lm)	1600
Luminaire efficacy (lm/W)	133
LOR (%)	107
Colour temperature (K)	4000
Light colour	Neutral White
CRI (Ra)	90
Colour Consistency (SDCM)	3
Colour Variation Initial (SDCM)	3
Glare control	< 19
Photobiological Risk Group	RG1

ELECTRICAL DATA

Total power consumption (W)	15
Current (A)	400
Primary Supply/Product voltage - min (V)	220.0
Lamp power factor	0.98
Electrical protection	Class II
Control gear required	No

Concord

Solstice 150 1600lm 940 DALI Sandblast 2070415

Control gear type	LED driver constant current
Drive current (mA)	400
Inrush Current (A)	18
Inrush Duration (µs)	140
Glow Wire Test (°C)	850
Energy Efficiency Class (A->G) of contained light source	C
Nominal Frequency (Hz)	50/60Hz
LED Flickering Rate	Ultra low (5% or less)
Max. products per 10A C Breaker	36
Max. products per 13A C Breaker	50
Max. products per 16A C Breaker	60
Max. products per 20A B Breaker	46
Connectable conductor cross section - Min (mm ²)	0.5
Connectable conductor cross section - Max (mm ²)	2.5

PHYSICAL DATA

Housing colour	RAL 9016 - Traffic white / Bezel
IP rating	IP40/20
IK rating	IK02
Diffuser finish	Diffuse
Diffuser material	PC Polycarbonate
Nominal Product Diameter (mm)	165
Built-in diameter (mm)	150
Max. Lamp Diameter (mm) - D	165
Weight (kg)	0.95
Recessed Depth (mm)	150

PACKAGING

Product EAN number	5025768704156
Packaging single width (cm)	25.0
Packaging single depth (cm)	12.5

Concord

Solstice 150 1600lm 940 DALI Sandblast
2070415

DUN14 (outer)	05025768704156
Packaging outer length / height (cm)	27.5

SAFETY DATA

Optimal operating condition (°C)	-10-40
Special purpose lamp	No
Dry applications use only	No
Suitable for household illumination	No