


Component terminal block; double-deck; with diode and resistor; for DIN-rail 35 x 15 and 35 x 7.5; 2.5 mm<sup>2</sup>; CAGE CLAMP®; 2,50 mm<sup>2</sup>; gray



Similar to illustration

This double-deck terminal block (item number 870-541/281-755) is designed for fault-free electrical installations. The double-deck terminal block also serves as component terminal block with diode as well as component terminal block with resistor. Conductors should only be connected to this double-deck terminal block if their strip length is between 6 mm and 7 mm. This product features conductor terminals and utilizes CAGE CLAMP®. Our trusted universal connection known as CAGE CLAMP® leads the way when it comes to connection technology and electrical interconnections. Depending on the type of conductor, this double-deck terminal block is suitable for conductor cross sections ranging from 0.08 mm² to 2.5 mm². The gray housing is made of polyamide (PA66) for insulation. These function terminal blocks are mounted using DIN-35 rails..

Safety Information	Max. insulation diameter: 4.4 mm
--------------------	----------------------------------

Ratings per		IEC/EN 60947-7-1		General information	
Overvoltage category	III	III	II	Nominal voltage	250 V
Pollution degree	3	2	2	Reverse voltage	1000 V
Nominal voltage	-	-	-		
Rated surge voltage	-	-	-		
Rated current	-	-	-		

Clamping units	4
Number of levels	2

Connection 1	
Connection technology	CAGE CLAMP®
Actuation type	Operating tool
Connectable conductor materials	Copper
Solid conductor	0.08 ... 2.5 mm² / 28 ... 12 AWG
Fine-stranded conductor	0.08 ... 4 mm² / 28 ... 12 AWG
Fine-stranded conductor; with insulated ferrule	0.08 ... 1.5 mm² / 28 ... 14 AWG
Strip length	6 ... 7 mm / 0.24 ... 0.28 inches
Wiring direction	Front-entry wiring



Physical data	
Width	5 mm / 0.197 inches
Height	70 mm / 2.756 inches
Depth from upper-edge of DIN-rail	40 mm / 1.575 inches

Mechanical data	
Design	horizontal type
Mounting type	DIN-35 rail
Marking level	Side marking

Material data	
Note (material data)	<a href="#">Information on material specifications can be found here</a>
Color	gray
Material group	I
Insulation material (main housing)	Polyamide (PA66)
Flammability class per UL94	V0
Fire load	0.177 MJ
Weight	9.8 g

Environmental requirements	
Processing temperature	-35 ... +85 °C
Continuous operating temperature	-60 ... +105 °C

Commercial data	
Product Group	16 (Rail Mounted Terminal Blocks with CCC)
eCl@ss 10.0	27-14-11-27
eCl@ss 9.0	27-14-11-27
ETIM 9.0	EC000903
ETIM 8.0	EC000903
PU (SPU)	50 pcs
Packaging type	Box
Country of origin	DE
GTIN	4045454198657
Customs tariff number	85369010000

Environmental Product Compliance	
CAS-No.	7439-92-1 79-94-7
REACH Candidate List Substance	2,2',6,6'-tetrabromo-4,4'-isopropylidenediphenol Lead
RoHS Compliance Status	Compliant,With Exemption
RoHS Exemption	7(a) 7(c)-I 7(c)-II
SCIP notification number (Austria)	7e8b273f-c799-4a37-8670-f06037f0f5b4
SCIP notification number (Belgium)	a9c56de7-d7e9-433f-a9a3-2f6142234e05
SCIP notification number (Bulgaria)	763bea72-abe8-4145-9bae-516e74e315b0
SCIP notification number (Czech Republic)	225e4915-ae70-4d25-81f0-3dd9a73be753
SCIP notification number (Denmark)	242a6167-a90a-414a-8f0d-b6caf856d86b
SCIP notification number (Finland)	0607c018-13ea-47ee-99d9-a6f1cabd053a
SCIP notification number (France)	e2681ed4-6ab0-475f-a7c9-71518cdda930
SCIP notification number (Germany)	ccb52d6-ffb0-41a1-b494-8bb025972b37
SCIP notification number (Hungary)	834a6671-80cd-46ee-b21e-75ad75cedfc2



Environmental Product Compliance

SCIP notification number (Italy)	e172600f-79c0-42e7-8771-7e7fcbaf5daf
SCIP notification number (Netherlands)	a1781017-552c-45be-adcf-5266de665b3b
SCIP notification number (Poland)	106038c4-5dd8-4e21-bc34-4fa950c83988
SCIP notification number (Romania)	819e8eda-f859-47fc-8bf1-5e4216b5e9cd
SCIP notification number (Sweden)	442fd364-aaaa-4527-b571-0a6e7e08d839

Downloads

Environmental Product Compliance

Compliance Search
Environmental Product Compliance 870-541/281-755



Documentation

Additional Information
Technical Section

pdf  
2246.92 KB



CAD/CAE-Data

CAD data
2D/3D Models 870-541/281-755



1 Compatible Products

1.1 Required Accessories

1.1.1 End plate

1.1.1.1 End plate



Item No.: 870-518  
End and intermediate plate; 2 mm thick;  
gray



Item No.: 870-519  
End and intermediate plate; 2 mm thick;  
orange



1.2 Optional Accessories

1.2.1 DIN-rail

1.2.1.1 Mounting accessories



**Item No.: 210-196**  
Aluminum carrier rail; 35 x 8.2 mm; 1.6 mm thick; 2 m long; unslopped; similar to EN 60715; silver-colored



**Item No.: 210-198**  
Copper carrier rail; 35 x 15 mm; 2.3 mm thick; 2 m long; unslopped; according to EN 60715; copper-colored



**Item No.: 210-508**  
Steel carrier rail; 35 x 15 mm; 1.5 mm thick; 2 m long; slopped; galvanized; similar to EN 60715; silver-colored



**Item No.: 210-197**  
Steel carrier rail; 35 x 15 mm; 1.5 mm thick; 2 m long; slopped; similar to EN 60715; silver-colored



**Item No.: 210-506**  
Steel carrier rail; 35 x 15 mm; 1.5 mm thick; 2 m long; unslopped; galvanized; similar to EN 60715; silver-colored



**Item No.: 210-114**  
Steel carrier rail; 35 x 15 mm; 1.5 mm thick; 2 m long; unslopped; similar to EN 60715; silver-colored



**Item No.: 210-118**  
Steel carrier rail; 35 x 15 mm; 2.3 mm thick; 2 m long; unslopped; according to EN 60715; silver-colored



**Item No.: 210-115**  
Steel carrier rail; 35 x 7.5 mm; 1 mm thick; 2 m long; slopped; according to EN 60715; "Hole width 18 mm; silver-colored



**Item No.: 210-112**  
Steel carrier rail; 35 x 7.5 mm; 1 mm thick; 2 m long; slopped; according to EN 60715; "Hole width 25 mm; silver-colored



**Item No.: 210-504**  
Steel carrier rail; 35 x 7.5 mm; 1 mm thick; 2 m long; slopped; galvanized; according to EN 60715; silver-colored



**Item No.: 210-113**  
Steel carrier rail; 35 x 7.5 mm; 1 mm thick; 2 m long; unslopped; according to EN 60715; silver-colored



**Item No.: 210-505**  
Steel carrier rail; 35 x 7.5 mm; 1 mm thick; 2 m long; unslopped; galvanized; according to EN 60715; silver-colored

1.2.2 Ferrule

1.2.2.1 Ferrule



**Item No.: 216-321**  
Ferrule; Sleeve for 0.25 mm² / AWG 24; insulated; electro-tin plated; yellow



**Item No.: 216-131**  
Ferrule; Sleeve for 0.25 mm² / AWG 24; uninsulated; electro-tin plated; silver-colored



**Item No.: 216-322**  
Ferrule; Sleeve for 0.34 mm² / 22 AWG; insulated; electro-tin plated; light turquoise



**Item No.: 216-132**  
Ferrule; Sleeve for 0.34 mm² / AWG 24; uninsulated; electro-tin plated



**Item No.: 216-221**  
Ferrule; Sleeve for 0.5 mm² / 20 AWG; insulated; electro-tin plated; white



**Item No.: 216-121**  
Ferrule; Sleeve for 0.5 mm² / AWG 22; uninsulated; electro-tin plated; silver-colored



**Item No.: 216-222**  
Ferrule; Sleeve for 0.75 mm² / 18 AWG; insulated; electro-tin plated; gray



**Item No.: 216-122**  
Ferrule; Sleeve for 0.75 mm² / AWG 20; uninsulated; electro-tin plated; silver-colored



**Item No.: 216-223**  
Ferrule; Sleeve for 1 mm² / AWG 18; insulated; electro-tin plated; red



**Item No.: 216-123**  
Ferrule; Sleeve for 1 mm² / AWG 18; uninsulated; electro-tin plated; silver-colored



**Item No.: 216-224**  
Ferrule; Sleeve for 1.5 mm² / AWG 16; insulated; electro-tin plated; black



**Item No.: 216-124**  
Ferrule; Sleeve for 1.5 mm² / AWG 16; uninsulated; electro-tin plated

1.2.3 Installation

1.2.3.1 Mounting accessories



**Item No.: 209-106**  
Mounting carrier; for isolated mounting on DIN 35 rails; gray



**Item No.: 249-117**  
Screwless end stop; 10 mm wide; for DIN-rail 35 x 15 and 35 x 7.5; gray



**Item No.: 249-116**  
Screwless end stop; 6 mm wide; for DIN-rail 35 x 15 and 35 x 7.5; gray



1.2.4 Insulation stop

1.2.4.1 Insulation stop



**Item No.: 280-470**  
Insulation stop; 0.08 - 0.2 mm² "s" (0.14 mm² "f-st"); 5 pieces/strip; white



**Item No.: 280-471**  
Insulation stop; 0.25 - 0.5 mm²; 5 pieces/strip; light gray



**Item No.: 280-472**  
Insulation stop; 0.75 - 1 mm²; 5 pieces/strip; black

1.2.5 Jumper

1.2.5.1 Jumper



**Item No.: 870-405/011-000**



**Item No.: 870-407/011-000**



**Item No.: 870-409/011-000**



**Item No.: 870-406/020-000**  
Delta jumper; insulated; light gray



**Item No.: 870-410**  
Jumper; 10-way; insulated; light gray



**Item No.: 870-402**  
Jumper; 2-way; insulated; light gray



**Item No.: 870-403**  
Jumper; 3-way; insulated; light gray



**Item No.: 870-404**  
Jumper; 4-way; insulated; light gray



**Item No.: 870-405**  
Jumper; 5-way; insulated; light gray



**Item No.: 870-406**  
Jumper; 6-way; insulated; light gray



**Item No.: 870-407**  
Jumper; 7-way; insulated; light gray



**Item No.: 870-408**  
Jumper; 8-way; insulated; light gray



**Item No.: 870-409**  
Jumper; 9-way; insulated; light gray



**Item No.: 870-440**  
Jumper; from 1 to 10; insulated; light gray



**Item No.: 870-433**  
Jumper; from 1 to 3; insulated; light gray



**Item No.: 870-434**  
Jumper; from 1 to 4; insulated; light gray



**Item No.: 870-435**  
Jumper; from 1 to 5; insulated; light gray



**Item No.: 870-436**  
Jumper; from 1 to 6; insulated; light gray



**Item No.: 870-437**  
Jumper; from 1 to 7; insulated; light gray



**Item No.: 870-438**  
Jumper; from 1 to 8; insulated; light gray



**Item No.: 870-439**  
Jumper; from 1 to 9; insulated; light gray

1.2.6 Marking

1.2.6.1 Marker



**Item No.: 2009-145/000-006**  
Mini-WSB Inline; for Smart Printer; 1700 pieces on roll; stretchable 5 - 5.2 mm; plain; snap-on type; blue



**Item No.: 2009-145/000-007**  
Mini-WSB Inline; for Smart Printer; 1700 pieces on roll; stretchable 5 - 5.2 mm; plain; snap-on type; gray



**Item No.: 2009-145/000-023**  
Mini-WSB Inline; for Smart Printer; 1700 pieces on roll; stretchable 5 - 5.2 mm; plain; snap-on type; green



**Item No.: 2009-145/000-012**  
Mini-WSB Inline; for Smart Printer; 1700 pieces on roll; stretchable 5 - 5.2 mm; plain; snap-on type; orange



**Item No.: 2009-145/000-005**  
Mini-WSB Inline; for Smart Printer; 1700 pieces on roll; stretchable 5 - 5.2 mm; plain; snap-on type; red



**Item No.: 2009-145/000-024**  
Mini-WSB Inline; for Smart Printer; 1700 pieces on roll; stretchable 5 - 5.2 mm; plain; snap-on type; violet



**Item No.: 2009-145**  
Mini-WSB Inline; for Smart Printer; 1700 pieces on roll; stretchable 5 - 5.2 mm; plain; snap-on type; white



**Item No.: 2009-145/000-002**  
Mini-WSB Inline; for Smart Printer; 1700 pieces on roll; stretchable 5 - 5.2 mm; plain; snap-on type; yellow



**Item No.: 248-501/000-006**  
Mini-WSB marking card; as card; not stretchable; plain; snap-on type; blue



**Item No.: 248-501/000-007**  
Mini-WSB marking card; as card; not stretchable; plain; snap-on type; gray


































**Item No.: 248-501/000-023**  
Mini-WSB marking card; as card; not stretchable; plain; snap-on type; green






**Item No.: 248-501/000-017**  
Mini-WSB marking card; as card; not stretchable; plain; snap-on type; light green



1.2.6.1 Marker

 <b>Item No.: 248-501/000-012</b> Mini-WSB marking card; as card; not stretchable; plain; snap-on type; orange	 <b>Item No.: 248-501/000-005</b> Mini-WSB marking card; as card; not stretchable; plain; snap-on type; red	 <b>Item No.: 248-501/000-024</b> Mini-WSB marking card; as card; not stretchable; plain; snap-on type; violet	 <b>Item No.: 248-501</b> Mini-WSB marking card; as card; not stretchable; plain; snap-on type; white
 <b>Item No.: 248-501/000-002</b> Mini-WSB marking card; as card; not stretchable; plain; snap-on type; yellow	 <b>Item No.: 793-5501/000-006</b> WMB marking card; as card; for terminal block width 5 - 17.5 mm; stretchable 5 - 5.2 mm; plain; snap-on type; blue	 <b>Item No.: 793-5501/000-007</b> WMB marking card; as card; for terminal block width 5 - 17.5 mm; stretchable 5 - 5.2 mm; plain; snap-on type; gray	 <b>Item No.: 793-5501/000-023</b> WMB marking card; as card; for terminal block width 5 - 17.5 mm; stretchable 5 - 5.2 mm; plain; snap-on type; green
 <b>Item No.: 793-5501/000-017</b> WMB marking card; as card; for terminal block width 5 - 17.5 mm; stretchable 5 - 5.2 mm; plain; snap-on type; light green	 <b>Item No.: 793-5501/000-012</b> WMB marking card; as card; for terminal block width 5 - 17.5 mm; stretchable 5 - 5.2 mm; plain; snap-on type; orange	 <b>Item No.: 793-5501/000-005</b> WMB marking card; as card; for terminal block width 5 - 17.5 mm; stretchable 5 - 5.2 mm; plain; snap-on type; red	 <b>Item No.: 793-5501/000-024</b> WMB marking card; as card; for terminal block width 5 - 17.5 mm; stretchable 5 - 5.2 mm; plain; snap-on type; violet
 <b>Item No.: 793-5501</b> WMB marking card; as card; for terminal block width 5 - 17.5 mm; stretchable 5 - 5.2 mm; plain; snap-on type; white	 <b>Item No.: 793-5501/000-002</b> WMB marking card; as card; for terminal block width 5 - 17.5 mm; stretchable 5 - 5.2 mm; plain; snap-on type; yellow	 <b>Item No.: 793-501/000-006</b> WMB marking card; as card; not stretchable; plain; snap-on type; blue	 <b>Item No.: 793-501/000-007</b> WMB marking card; as card; not stretchable; plain; snap-on type; gray
 <b>Item No.: 793-501/000-023</b> WMB marking card; as card; not stretchable; plain; snap-on type; green	 <b>Item No.: 793-501/000-017</b> WMB marking card; as card; not stretchable; plain; snap-on type; light green	 <b>Item No.: 793-501/000-012</b> WMB marking card; as card; not stretchable; plain; snap-on type; orange	 <b>Item No.: 793-501/000-005</b> WMB marking card; as card; not stretchable; plain; snap-on type; red
 <b>Item No.: 793-501/000-024</b> WMB marking card; as card; not stretchable; plain; snap-on type; violet	 <b>Item No.: 793-501</b> WMB marking card; as card; not stretchable; plain; snap-on type; white	 <b>Item No.: 793-501/000-002</b> WMB marking card; as card; not stretchable; plain; snap-on type; yellow	 <b>Item No.: 2009-115/000-006</b> WMB-Inline; for Smart Printer; 1500 pieces on roll; stretchable 5 - 5.2 mm; plain; snap-on type; blue
 <b>Item No.: 2009-115/000-007</b> WMB-Inline; for Smart Printer; 1500 pieces on roll; stretchable 5 - 5.2 mm; plain; snap-on type; gray	 <b>Item No.: 2009-115/000-023</b> WMB-Inline; for Smart Printer; 1500 pieces on roll; stretchable 5 - 5.2 mm; plain; snap-on type; green	 <b>Item No.: 2009-115/000-017</b> WMB-Inline; for Smart Printer; 1500 pieces on roll; stretchable 5 - 5.2 mm; plain; snap-on type; light green	 <b>Item No.: 2009-115/000-012</b> WMB-Inline; for Smart Printer; 1500 pieces on roll; stretchable 5 - 5.2 mm; plain; snap-on type; orange
 <b>Item No.: 2009-115/000-024</b> WMB-Inline; for Smart Printer; 1500 pieces on roll; stretchable 5 - 5.2 mm; plain; snap-on type; violet	 <b>Item No.: 2009-115</b> WMB-Inline; for Smart Printer; 1500 pieces on roll; stretchable 5 - 5.2 mm; plain; snap-on type; white	 <b>Item No.: 2009-115/000-002</b> WMB-Inline; for Smart Printer; 1500 pieces on roll; stretchable 5 - 5.2 mm; plain; snap-on type; yellow	

1.2.6.2 Marking strip

 <b>Item No.: 709-196</b> Marking strips; for laser printer; translucent	 <b>Item No.: 709-177</b> Marking strips; on reel; 7.5 mm wide; not stretchable; plain; snap-on type; translucent	 <b>Item No.: 709-178</b> Marking strips; on reel; 7.5 mm wide; not stretchable; plain; snap-on type; white
---	--	---

1.2.7 Protective warning marker

1.2.7.1 Cover



**Item No.: 280-405**  
Protective warning marker; for 5 terminal blocks; with high-voltage symbol, black; yellow

1.2.8 Tool

1.2.8.1 Operating tool



**Item No.: 210-658**  
Operating tool; Blade: 3.5 x 0.5 mm; with a partially insulated shaft; angled; short; multicoloured



**Item No.: 210-720**  
Operating tool; Blade: 3.5 x 0.5 mm; with a partially insulated shaft; multicoloured



**Item No.: 210-657**  
Operating tool; Blade: 3.5 x 0.5 mm; with a partially insulated shaft; short; multicoloured