

Luminaire Property

Luminaire: 127-174

Report NO.:

Test NO.:

Lamp: 127-174

Sum Lumens: 868.71 lm

Number of Lamps: 1

Diameter: 0mm

Length: 1000mm

Photometric Type: Type C

Voltage: 24.0 V

Current: 0.3833 A

Power: 9.2 W

Power Factor: 1.000

Ballast Type:

Width: 8mm

Height: 2mm

Remark:

Photometric Results

Lumens: 868.71 lm

Efficiency: 100%

Central Intensity: 279.758cd

Maximum Intensity: 281.14cd

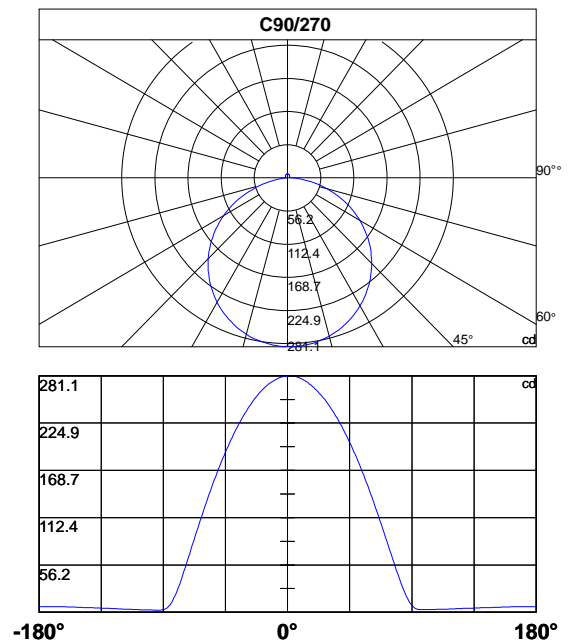
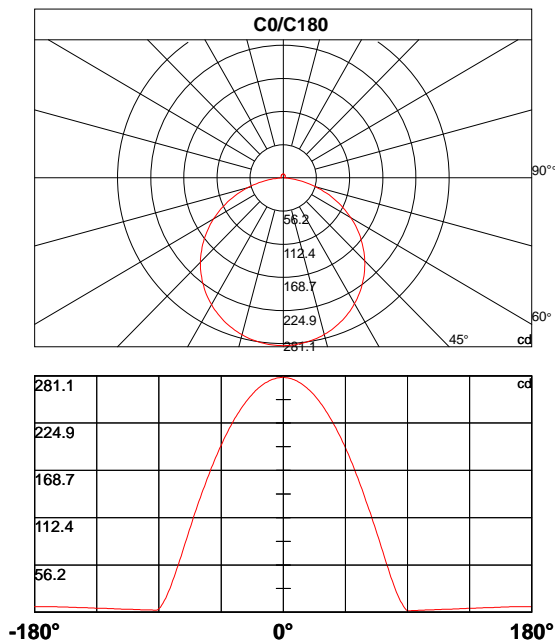
Beam Angle(10%): Left: -81.3 Right:81.6

Angle of maximum intensity: C:90.0 G:2.0

Half Peak Side Angle(50%): Left: -58.7 Right:58.2

Up Flux Rate: 2.97%

Down Flux Rate: 97.03%



Photometric Data Table [cd]

Cly	0.0	1.0	2.0	3.0	4.0	5.0	6.0	7.0	8.0	9.0
0.0	279.8	279.0	278.9	278.6	278.3	277.9	277.5	276.9	276.3	275.6
30.0	279.8	279.3	279.2	279.0	278.7	278.3	277.8	277.3	276.6	275.9
60.0	279.8	278.5	278.4	278.1	277.9	277.5	277.1	276.5	275.9	275.2
90.0	279.8	281.1	281.1	281.0	280.8	280.5	280.1	279.6	279.1	278.4
120.0	279.8	280.6	280.5	280.4	280.1	279.8	279.4	278.9	278.4	277.7
150.0	279.8	280.2	280.2	280.1	279.8	279.6	279.2	278.7	278.2	277.6
180.0	279.8	279.1	279.0	278.8	278.5	278.2	277.8	277.3	276.7	276.0
210.0	279.8	279.4	279.3	279.1	278.8	278.4	278.0	277.5	276.9	276.2
240.0	279.8	278.5	278.4	278.1	277.8	277.5	277.0	276.5	275.9	275.0
270.0	279.8	280.9	280.6	280.2	279.7	279.2	278.5	277.8	277.0	276.1
300.0	279.8	280.5	280.3	280.0	279.7	279.3	278.7	278.1	277.4	276.6
330.0	279.8	280.1	279.9	279.6	279.3	278.8	278.3	277.7	277.0	276.2
360.0	279.8	279.0	278.9	278.6	278.3	277.9	277.5	276.9	276.3	275.6

Cly	10.0	11.0	12.0	13.0	14.0	15.0	16.0	17.0	18.0	19.0
0.0	274.8	273.9	273.0	271.9	270.8	269.6	268.2	266.9	265.5	264.0
30.0	275.2	274.3	273.3	272.3	271.2	270.0	268.7	267.3	265.9	264.4
60.0	274.5	273.6	272.7	271.7	270.6	269.4	268.1	266.8	265.4	263.9
90.0	277.6	276.7	275.8	274.7	273.7	272.6	271.3	270.0	268.6	267.1
120.0	276.9	276.1	275.2	274.4	273.3	272.1	270.9	269.6	268.3	266.8
150.0	276.9	276.1	275.2	274.3	273.3	272.2	271.0	269.7	268.4	267.0
180.0	275.1	274.3	273.4	272.5	271.5	270.2	269.0	267.7	266.4	264.9
210.0	275.4	274.5	273.6	272.6	271.5	270.3	269.0	267.7	266.2	264.8
240.0	274.2	273.3	272.3	271.3	270.1	268.7	267.3	266.0	264.5	262.8
270.0	275.2	274.3	273.3	272.3	271.0	269.5	268.0	266.4	264.9	263.1
300.0	275.8	274.8	273.7	272.6	271.4	270.0	268.6	267.1	265.5	263.8
330.0	275.4	274.5	273.4	272.3	271.2	269.9	268.5	267.0	265.5	263.9
360.0	274.8	273.9	273.0	271.9	270.8	269.6	268.2	266.9	265.5	264.0

Cly	20.0	21.0	22.0	23.0	24.0	25.0	26.0	27.0	28.0	29.0
0.0	262.3	260.6	258.9	257.0	255.0	253.0	250.9	248.7	246.5	244.1
30.0	262.8	261.0	259.2	257.4	255.4	253.4	251.3	249.2	246.9	244.6
60.0	262.2	260.6	258.9	257.1	255.1	253.1	251.0	248.9	246.7	244.3
90.0	265.6	264.0	262.2	260.5	258.6	256.7	254.7	252.6	250.5	248.2
120.0	265.2	263.6	262.0	260.1	258.3	256.5	254.3	252.2	250.0	247.9
150.0	265.4	263.8	262.1	260.4	258.5	256.6	254.6	252.6	250.4	248.1
180.0	263.3	261.7	260.0	258.2	256.3	254.5	252.3	250.1	248.0	245.8
210.0	263.1	261.5	259.7	257.8	255.9	253.9	251.8	249.7	247.4	245.0
240.0	261.1	259.5	257.5	255.5	253.6	251.5	249.2	246.9	244.7	242.3
270.0	261.4	259.3	257.3	255.3	253.1	251.0	248.7	246.4	243.9	241.4
300.0	262.0	260.1	258.3	256.3	254.1	251.9	249.7	247.4	245.0	242.4
330.0	262.3	260.4	258.6	256.6	254.5	252.5	250.2	248.0	245.6	243.2
360.0	262.3	260.6	258.9	257.0	255.0	253.0	250.9	248.7	246.5	244.1

Photometric Data Table [cd]

Cly	30.0	31.0	32.0	33.0	34.0	35.0	36.0	37.0	38.0	39.0
0.0	241.6	239.2	236.5	233.9	231.1	228.3	225.4	222.3	219.2	216.1
30.0	242.2	239.7	237.1	234.5	231.7	228.9	226.0	223.1	220.0	216.8
60.0	242.0	239.6	237.0	234.4	231.7	229.0	226.2	223.2	220.1	217.1
90.0	245.8	243.4	241.0	238.4	235.7	233.0	230.3	227.4	224.4	221.4
120.0	245.5	243.1	240.6	238.0	235.5	232.7	229.9	227.0	224.1	221.0
150.0	245.8	243.4	241.0	238.4	235.7	233.1	230.3	227.4	224.4	221.4
180.0	243.4	240.9	238.4	235.8	233.2	230.4	227.5	224.6	221.6	218.5
210.0	242.6	240.1	237.6	234.9	232.1	229.3	226.5	223.4	220.4	217.2
240.0	239.8	237.1	234.4	231.7	228.9	225.9	223.0	219.9	216.8	213.6
270.0	238.8	236.1	233.3	230.6	227.6	224.6	221.6	218.4	215.2	211.8
300.0	239.9	237.3	234.5	231.7	228.8	225.9	222.8	219.6	216.3	213.0
330.0	240.6	238.0	235.3	232.6	229.6	226.7	223.8	220.7	217.5	214.2
360.0	241.6	239.2	236.5	233.9	231.1	228.3	225.4	222.3	219.2	216.1

Cly	40.0	41.0	42.0	43.0	44.0	45.0	46.0	47.0	48.0	49.0
0.0	212.9	209.6	206.1	202.6	199.1	195.5	191.8	187.9	184.2	180.2
30.0	213.6	210.4	207.1	203.4	199.8	196.5	193.0	189.0	185.2	181.5
60.0	214.0	210.8	207.4	204.1	200.6	197.2	193.6	189.9	186.2	182.4
90.0	218.3	215.1	211.9	208.6	205.1	201.7	198.3	194.6	190.8	187.4
120.0	217.9	214.7	211.5	208.2	204.7	201.2	197.7	194.1	190.4	186.6
150.0	218.2	215.0	211.9	208.4	205.1	201.8	198.3	194.4	190.8	187.2
180.0	215.3	212.1	208.8	205.5	201.9	198.4	194.8	191.2	187.4	183.5
210.0	214.0	210.7	207.5	204.0	200.4	197.0	193.3	189.4	185.6	182.0
240.0	210.3	206.9	203.4	200.0	196.3	192.6	188.9	185.1	181.2	177.2
270.0	208.4	205.0	201.4	197.6	193.8	190.3	186.4	182.4	178.6	174.3
300.0	209.7	206.3	202.7	199.1	195.4	191.7	187.9	183.9	179.9	175.9
330.0	210.9	207.5	204.0	200.2	196.6	193.1	189.3	185.4	181.5	177.3
360.0	212.9	209.6	206.1	202.6	199.1	195.5	191.8	187.9	184.2	180.2

Cly	50.0	51.0	52.0	53.0	54.0	55.0	56.0	57.0	58.0	59.0
0.0	176.2	172.1	167.9	163.8	159.6	155.1	150.7	146.3	141.7	137.0
30.0	177.5	173.6	169.5	165.3	161.1	156.9	152.6	148.1	143.5	139.1
60.0	178.5	174.6	170.6	166.6	162.4	158.3	153.9	149.7	145.3	140.7
90.0	183.8	179.9	175.6	171.5	167.4	163.2	159.0	154.6	150.4	145.9
120.0	182.8	178.9	174.9	170.8	166.6	162.4	158.0	153.7	149.5	145.2
150.0	183.5	179.5	175.2	171.0	166.9	162.6	158.3	153.9	149.6	145.0
180.0	179.6	175.6	171.6	167.4	163.1	158.9	154.3	149.8	145.5	141.1
210.0	178.2	174.1	169.6	165.3	161.1	156.8	152.3	147.8	143.3	138.7
240.0	173.1	169.0	164.9	160.6	156.2	151.7	147.1	142.5	138.2	133.4
270.0	170.1	166.1	161.7	157.4	152.9	148.5	143.9	139.2	134.5	129.8
300.0	171.8	167.5	163.2	158.9	154.5	150.0	145.4	140.9	136.2	131.5
330.0	173.3	169.2	164.9	160.6	156.2	151.9	147.3	142.7	138.0	133.4
360.0	176.2	172.1	167.9	163.8	159.6	155.1	150.7	146.3	141.7	137.0

Photometric Data Table [cd]

Cly	60.0	61.0	62.0	63.0	64.0	65.0	66.0	67.0	68.0	69.0
0.0	132.3	127.4	122.8	118.0	113.1	107.9	102.9	98.0	93.0	87.7
30.0	134.3	129.8	124.9	120.1	115.4	110.5	105.6	100.4	95.6	90.4
60.0	136.2	131.4	126.7	122.0	117.1	111.9	106.9	102.0	96.9	91.7
90.0	141.4	136.8	132.3	127.6	123.0	118.2	113.4	108.6	103.7	98.7
120.0	140.5	136.0	131.5	126.7	121.9	117.2	112.2	107.1	102.1	97.1
150.0	140.5	135.8	131.2	126.5	121.7	116.9	112.0	106.9	102.1	97.0
180.0	136.3	131.7	127.1	122.2	117.4	112.6	107.5	102.4	97.5	92.4
210.0	134.0	129.2	124.5	119.6	114.7	109.8	104.8	99.7	94.6	89.5
240.0	128.6	123.9	119.2	114.2	109.3	104.4	99.3	94.1	89.1	83.9
270.0	124.9	120.2	115.0	110.0	105.2	100.0	95.0	89.8	84.7	79.4
300.0	126.7	121.7	116.9	112.1	107.0	101.8	96.8	91.7	86.6	81.4
330.0	128.5	123.8	118.7	113.7	109.0	103.8	98.8	93.6	88.5	83.3
360.0	132.3	127.4	122.8	118.0	113.1	107.9	102.9	98.0	93.0	87.7

Cly	70.0	71.0	72.0	73.0	74.0	75.0	76.0	77.0	78.0	79.0
0.0	82.5	77.5	72.2	66.9	61.7	56.8	51.8	46.6	41.8	37.1
30.0	85.4	80.1	75.0	69.7	64.5	59.2	54.2	49.0	44.2	39.2
60.0	86.6	81.6	76.8	71.5	66.3	61.6	56.7	51.7	47.2	42.6
90.0	93.9	89.0	83.9	78.7	74.1	69.1	64.1	58.9	53.6	48.8
120.0	92.1	86.7	81.5	76.5	71.5	66.3	61.3	56.4	51.4	46.8
150.0	91.8	86.8	81.9	76.8	71.5	66.2	61.3	56.2	51.1	46.5
180.0	87.4	82.0	76.8	71.8	66.9	61.6	56.6	51.6	46.6	42.0
210.0	84.3	79.2	73.9	68.6	63.4	58.3	53.4	48.4	43.5	38.9
240.0	79.0	73.6	68.3	63.4	58.5	53.3	48.3	43.5	38.7	34.1
270.0	74.3	68.9	63.8	58.6	53.5	48.4	43.5	38.7	34.0	29.4
300.0	76.2	71.0	65.8	60.5	55.5	50.6	45.6	40.6	36.1	31.7
330.0	78.2	72.8	67.8	62.6	57.6	52.3	47.4	42.4	37.6	32.8
360.0	82.5	77.5	72.2	66.9	61.7	56.8	51.8	46.6	41.8	37.1

Cly	80.0	81.0	82.0	83.0	84.0	85.0	86.0	87.0	88.0	89.0
0.0	32.5	28.2	23.9	20.1	16.4	13.2	10.3	7.5	5.2	3.0
30.0	34.7	30.3	26.2	22.1	18.5	15.1	12.0	9.5	7.2	5.4
60.0	38.0	33.6	29.3	25.3	21.6	18.1	15.0	12.1	9.6	7.5
90.0	44.4	39.7	35.0	30.4	26.6	22.8	19.2	15.7	12.8	10.4
120.0	42.1	37.6	33.2	29.1	25.1	21.5	18.0	14.9	12.2	9.8
150.0	41.8	37.1	32.2	27.9	24.1	20.3	16.7	13.8	11.3	9.0
180.0	37.3	32.6	28.4	24.4	20.5	17.0	13.7	10.8	8.2	5.9
210.0	34.3	29.7	25.6	21.9	18.1	14.8	11.4	8.7	6.8	5.1
240.0	29.7	25.5	21.6	18.1	14.8	11.7	9.1	7.2	5.7	4.5
270.0	25.2	21.4	18.0	14.6	11.7	9.2	7.2	5.7	4.4	3.6
300.0	27.4	23.3	19.4	16.1	13.1	10.5	8.4	6.6	5.2	4.1
330.0	28.3	24.3	20.6	16.9	13.6	10.9	8.5	6.7	5.1	4.0
360.0	32.5	28.2	23.9	20.1	16.4	13.2	10.3	7.5	5.2	3.0

Photometric Data Table [cd]

Cly	90.0	91.0	92.0	93.0	94.0	95.0	96.0	97.0	98.0	99.0
0.0	1.9	1.8	1.9	1.9	2.0	2.0	2.1	2.2	2.2	2.3
30.0	4.2	3.3	2.7	2.4	2.2	2.2	2.2	2.2	2.3	2.3
60.0	5.9	4.6	3.7	3.1	2.7	2.5	2.4	2.4	2.4	2.5
90.0	8.3	6.6	5.2	4.2	3.7	3.3	3.1	3.0	3.0	3.0
120.0	7.8	6.3	5.2	4.3	3.7	3.3	3.1	3.0	3.0	3.0
150.0	7.1	5.5	4.3	3.7	3.2	2.9	2.8	2.8	2.8	2.8
180.0	4.1	2.5	2.4	2.5	2.5	2.6	2.6	2.7	2.7	2.8
210.0	4.0	3.2	3.0	2.8	2.7	2.7	2.7	2.8	2.8	2.8
240.0	3.8	3.3	3.0	2.9	2.9	2.9	3.0	3.0	3.0	3.1
270.0	3.0	2.7	2.5	2.4	2.4	2.4	2.5	2.5	2.6	2.6
300.0	3.3	2.9	2.7	2.6	2.5	2.5	2.5	2.5	2.5	2.5
330.0	3.3	2.8	2.6	2.4	2.3	2.2	2.2	2.2	2.3	2.3
360.0	1.9	1.8	1.9	1.9	2.0	2.0	2.1	2.2	2.2	2.3

Cly	100.0	101.0	102.0	103.0	104.0	105.0	106.0	107.0	108.0	109.0
0.0	2.3	2.4	2.5	2.5	2.6	2.7	2.7	2.8	2.9	2.9
30.0	2.4	2.4	2.5	2.5	2.6	2.7	2.7	2.8	2.9	2.9
60.0	2.5	2.5	2.6	2.6	2.7	2.7	2.8	2.8	2.9	2.9
90.0	3.0	3.1	3.1	3.2	3.2	3.2	3.3	3.3	3.3	3.4
120.0	3.0	3.1	3.1	3.1	3.2	3.2	3.2	3.3	3.3	3.4
150.0	2.8	2.9	2.9	3.0	3.0	3.1	3.2	3.2	3.3	3.3
180.0	2.8	2.9	2.9	3.0	3.0	3.1	3.2	3.2	3.3	3.3
210.0	2.8	2.9	2.9	3.0	3.0	3.1	3.2	3.2	3.3	3.3
240.0	3.1	3.1	3.1	3.1	3.2	3.2	3.3	3.3	3.3	3.4
270.0	2.7	2.7	2.7	2.8	2.8	2.9	2.9	3.0	3.0	3.1
300.0	2.5	2.5	2.6	2.6	2.7	2.7	2.8	2.8	2.9	3.0
330.0	2.4	2.4	2.5	2.6	2.6	2.7	2.8	2.8	2.9	2.9
360.0	2.3	2.4	2.5	2.5	2.6	2.7	2.7	2.8	2.9	2.9

Cly	110.0	111.0	112.0	113.0	114.0	115.0	116.0	117.0	118.0	119.0
0.0	3.0	3.1	3.1	3.2	3.3	3.3	3.4	3.5	3.5	3.6
30.0	3.0	3.1	3.1	3.2	3.3	3.3	3.4	3.5	3.5	3.6
60.0	3.0	3.1	3.1	3.2	3.3	3.3	3.4	3.5	3.5	3.6
90.0	3.4	3.5	3.5	3.6	3.7	3.7	3.8	3.8	3.9	4.0
120.0	3.4	3.5	3.5	3.6	3.7	3.7	3.8	3.8	3.9	4.0
150.0	3.4	3.5	3.5	3.6	3.6	3.7	3.8	3.8	3.9	4.0
180.0	3.4	3.5	3.5	3.6	3.6	3.7	3.7	3.8	3.8	3.9
210.0	3.4	3.4	3.5	3.5	3.6	3.7	3.7	3.8	3.8	3.9
240.0	3.5	3.5	3.6	3.6	3.7	3.8	3.8	3.9	4.0	4.0
270.0	3.2	3.2	3.3	3.4	3.4	3.5	3.6	3.7	3.7	3.8
300.0	3.0	3.1	3.2	3.2	3.3	3.4	3.4	3.5	3.6	3.6
330.0	3.0	3.1	3.1	3.2	3.3	3.3	3.4	3.5	3.5	3.6
360.0	3.0	3.1	3.1	3.2	3.3	3.3	3.4	3.5	3.5	3.6

Photometric Data Table [cd]

Cly	120.0	121.0	122.0	123.0	124.0	125.0	126.0	127.0	128.0	129.0
0.0	3.6	3.7	3.8	3.8	3.9	4.0	4.0	4.1	4.2	4.2
30.0	3.7	3.7	3.8	3.9	3.9	4.0	4.1	4.1	4.2	4.3
60.0	3.7	3.8	3.8	3.9	4.0	4.0	4.1	4.2	4.2	4.3
90.0	4.0	4.1	4.2	4.2	4.3	4.3	4.4	4.5	4.5	4.6
120.0	4.0	4.1	4.2	4.2	4.3	4.3	4.4	4.5	4.5	4.6
150.0	4.0	4.1	4.1	4.2	4.3	4.3	4.4	4.4	4.5	4.6
180.0	4.0	4.0	4.1	4.2	4.2	4.3	4.3	4.4	4.4	4.5
210.0	4.0	4.0	4.1	4.1	4.2	4.3	4.3	4.4	4.4	4.5
240.0	4.1	4.1	4.2	4.2	4.3	4.4	4.4	4.5	4.5	4.6
270.0	3.8	3.9	4.0	4.1	4.1	4.2	4.3	4.3	4.4	4.5
300.0	3.7	3.8	3.8	3.9	4.0	4.0	4.1	4.2	4.2	4.3
330.0	3.6	3.7	3.8	3.8	3.9	4.0	4.0	4.1	4.1	4.2
360.0	3.6	3.7	3.8	3.8	3.9	4.0	4.0	4.1	4.2	4.2

Cly	130.0	131.0	132.0	133.0	134.0	135.0	136.0	137.0	138.0	139.0
0.0	4.3	4.3	4.4	4.5	4.5	4.6	4.7	4.7	4.8	4.9
30.0	4.3	4.4	4.5	4.5	4.6	4.7	4.7	4.8	4.8	4.9
60.0	4.3	4.4	4.5	4.5	4.6	4.7	4.7	4.8	4.9	4.9
90.0	4.7	4.7	4.8	4.8	4.9	4.9	5.0	5.1	5.1	5.2
120.0	4.6	4.7	4.8	4.8	4.9	4.9	5.0	5.0	5.1	5.2
150.0	4.6	4.7	4.7	4.8	4.8	4.9	5.0	5.0	5.1	5.1
180.0	4.6	4.6	4.7	4.7	4.8	4.8	4.9	5.0	5.0	5.1
210.0	4.5	4.6	4.7	4.7	4.8	4.8	4.9	4.9	5.0	5.1
240.0	4.7	4.7	4.8	4.8	4.9	4.9	5.0	5.1	5.1	5.2
270.0	4.6	4.6	4.7	4.7	4.8	4.9	4.9	5.0	5.1	5.1
300.0	4.4	4.4	4.5	4.6	4.6	4.7	4.7	4.8	4.9	4.9
330.0	4.3	4.3	4.4	4.5	4.5	4.6	4.7	4.7	4.8	4.8
360.0	4.3	4.3	4.4	4.5	4.5	4.6	4.7	4.7	4.8	4.9

Cly	140.0	141.0	142.0	143.0	144.0	145.0	146.0	147.0	148.0	149.0
0.0	4.9	5.0	5.1	5.1	5.2	5.3	5.3	5.4	5.4	5.5
30.0	5.0	5.0	5.1	5.2	5.2	5.3	5.3	5.4	5.5	5.5
60.0	5.0	5.1	5.1	5.2	5.2	5.3	5.4	5.4	5.5	5.6
90.0	5.2	5.3	5.3	5.4	5.5	5.5	5.6	5.6	5.7	5.7
120.0	5.2	5.3	5.3	5.4	5.4	5.5	5.5	5.6	5.6	5.7
150.0	5.2	5.3	5.3	5.4	5.4	5.5	5.5	5.6	5.6	5.7
180.0	5.1	5.2	5.3	5.3	5.4	5.4	5.5	5.6	5.6	5.7
210.0	5.1	5.2	5.2	5.3	5.3	5.4	5.4	5.5	5.6	5.6
240.0	5.2	5.3	5.3	5.4	5.4	5.5	5.6	5.6	5.7	5.7
270.0	5.2	5.2	5.3	5.4	5.4	5.5	5.6	5.6	5.7	5.7
300.0	5.0	5.1	5.1	5.2	5.2	5.3	5.4	5.4	5.5	5.5
330.0	4.9	5.0	5.0	5.1	5.2	5.2	5.3	5.3	5.4	5.5
360.0	4.9	5.0	5.1	5.1	5.2	5.3	5.3	5.4	5.4	5.5

Photometric Data Table [cd]

Cly	150.0	151.0	152.0	153.0	154.0	155.0	156.0	157.0	158.0	159.0
0.0	5.6	5.6	5.7	5.8	5.8	5.9	5.9	6.0	6.0	6.1
30.0	5.6	5.7	5.7	5.8	5.8	5.9	5.9	6.0	6.1	6.1
60.0	5.6	5.7	5.7	5.8	5.8	5.9	5.9	6.0	6.1	6.1
90.0	5.8	5.8	5.9	6.0	6.0	6.1	6.1	6.2	6.2	6.3
120.0	5.7	5.8	5.8	5.9	5.9	6.0	6.0	6.1	6.1	6.2
150.0	5.8	5.8	5.9	5.9	6.0	6.0	6.1	6.1	6.2	6.2
180.0	5.7	5.8	5.8	5.9	5.9	6.0	6.0	6.1	6.1	6.2
210.0	5.7	5.7	5.8	5.8	5.9	5.9	6.0	6.0	6.1	6.1
240.0	5.8	5.8	5.8	5.9	5.9	6.0	6.1	6.1	6.1	6.2
270.0	5.8	5.8	5.9	6.0	6.0	6.1	6.1	6.2	6.2	6.3
300.0	5.6	5.7	5.7	5.8	5.8	5.9	5.9	6.0	6.0	6.1
330.0	5.5	5.6	5.7	5.7	5.8	5.8	5.9	5.9	6.0	6.1
360.0	5.6	5.6	5.7	5.8	5.8	5.9	5.9	6.0	6.0	6.1

Cly	160.0	161.0	162.0	163.0	164.0	165.0	166.0	167.0	168.0	169.0
0.0	6.2	6.2	6.3	6.3	6.3	6.4	6.4	6.5	6.5	6.6
30.0	6.2	6.2	6.2	6.3	6.3	6.4	6.4	6.4	6.5	6.5
60.0	6.2	6.2	6.3	6.3	6.3	6.4	6.4	6.4	6.5	6.5
90.0	6.3	6.3	6.4	6.4	6.4	6.5	6.5	6.5	6.6	6.6
120.0	6.2	6.2	6.3	6.3	6.3	6.4	6.4	6.4	6.4	6.5
150.0	6.2	6.3	6.3	6.3	6.4	6.4	6.4	6.5	6.5	6.5
180.0	6.2	6.3	6.3	6.3	6.4	6.4	6.4	6.4	6.5	6.5
210.0	6.2	6.2	6.2	6.3	6.3	6.3	6.4	6.4	6.4	6.5
240.0	6.2	6.2	6.3	6.3	6.3	6.3	6.4	6.4	6.4	6.4
270.0	6.3	6.4	6.4	6.4	6.5	6.5	6.6	6.6	6.6	6.7
300.0	6.1	6.2	6.2	6.3	6.3	6.4	6.4	6.4	6.5	6.5
330.0	6.1	6.2	6.2	6.3	6.3	6.3	6.4	6.4	6.5	6.5
360.0	6.2	6.2	6.3	6.3	6.3	6.4	6.4	6.5	6.5	6.6

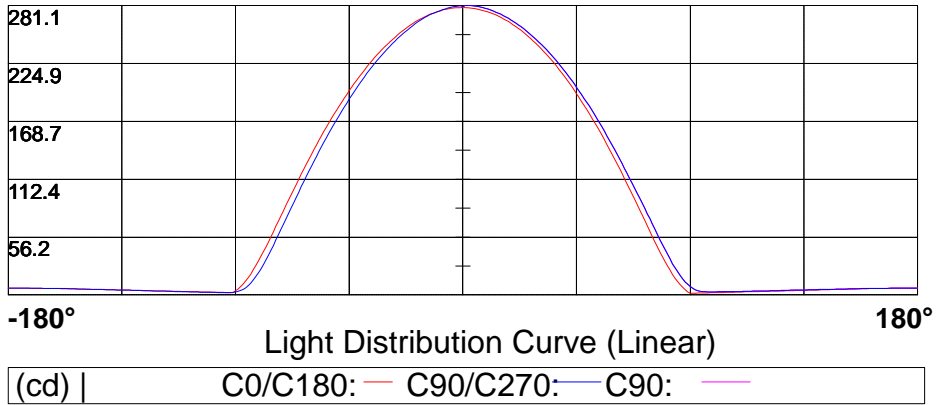
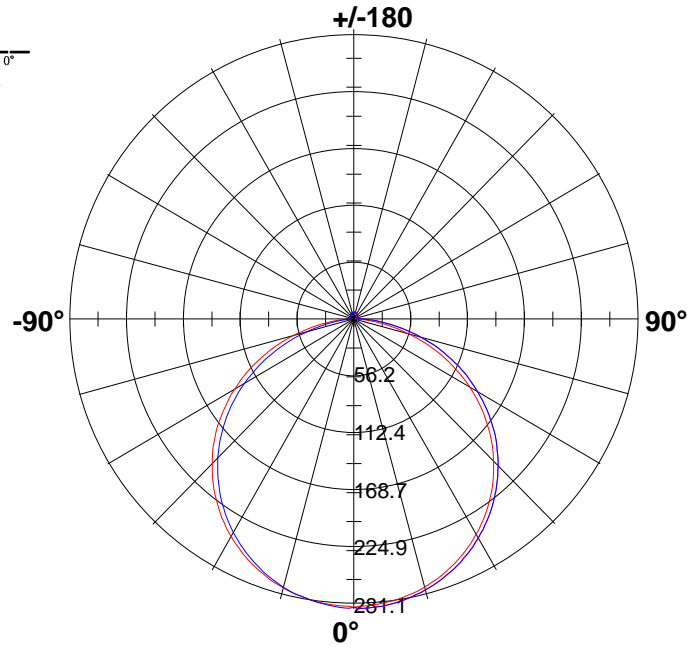
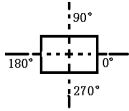
Cly	170.0	171.0	172.0	173.0	174.0	175.0	176.0	177.0	178.0	179.0
0.0	6.6	6.6	6.7	6.7	6.7	6.7	6.7	6.8	6.8	6.8
30.0	6.6	6.6	6.6	6.6	6.7	6.7	6.7	6.7	6.7	6.7
60.0	6.6	6.6	6.6	6.6	6.7	6.7	6.7	6.7	6.7	6.7
90.0	6.6	6.6	6.6	6.6	6.6	6.7	6.7	6.7	6.8	6.8
120.0	6.5	6.5	6.5	6.6	6.6	6.6	6.6	6.7	6.7	6.7
150.0	6.5	6.6	6.6	6.6	6.6	6.7	6.7	6.7	6.7	6.8
180.0	6.5	6.6	6.6	6.6	6.6	6.7	6.7	6.7	6.7	6.8
210.0	6.5	6.5	6.6	6.6	6.6	6.6	6.7	6.7	6.7	6.8
240.0	6.4	6.5	6.5	6.5	6.6	6.6	6.6	6.6	6.7	6.7
270.0	6.7	6.7	6.7	6.8	6.8	6.8	6.8	6.8	6.8	6.8
300.0	6.5	6.6	6.6	6.6	6.6	6.6	6.7	6.7	6.7	6.7
330.0	6.5	6.6	6.6	6.6	6.7	6.7	6.7	6.7	6.8	6.8
360.0	6.6	6.6	6.7	6.7	6.7	6.7	6.7	6.8	6.8	6.8

Photometric Data Table [cd]

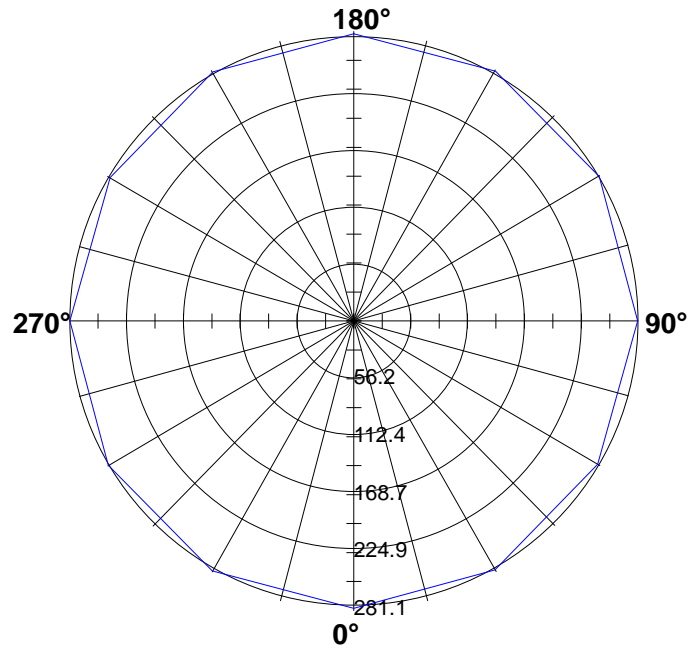
C_v	180.0
0.0	6.8
30.0	6.8
60.0	6.8
90.0	6.8
120.0	6.8
150.0	6.8
180.0	6.8
210.0	6.8
240.0	6.8
270.0	6.8
300.0	6.8
330.0	6.8
360.0	6.8

Light Distribution Curve [Unit: cd]

Luminaire



Max Plane Light Distribution Curve [Unit: cd]

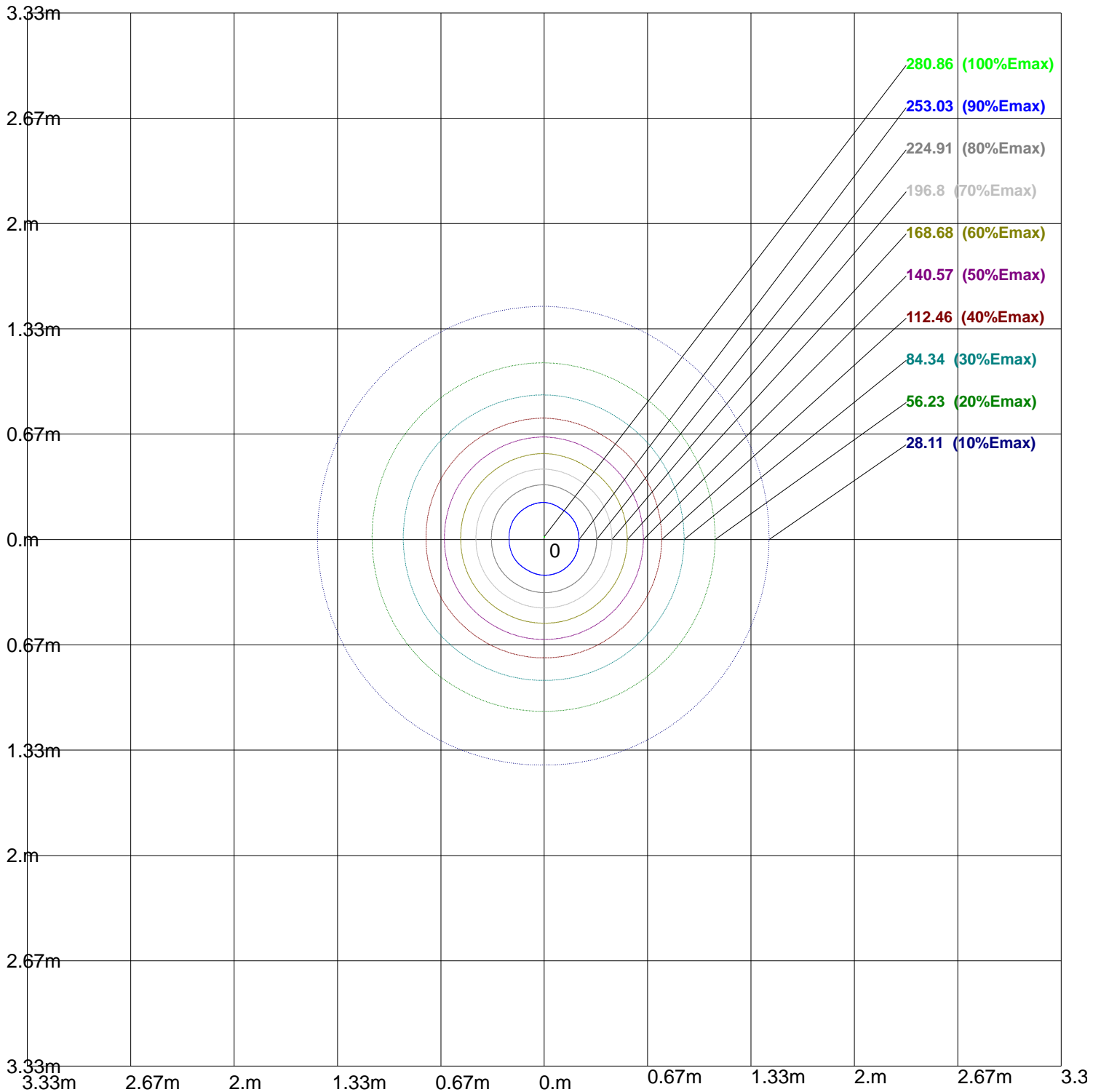


281.1							
224.9							
168.7							
112.4							
56.2							

-180° Light Distribution Curve (Linear) **180°**

(cd) | γ 2: —

Iso-Lux[lx]



Height: 1 m
Max Illuminance : 281.14lx

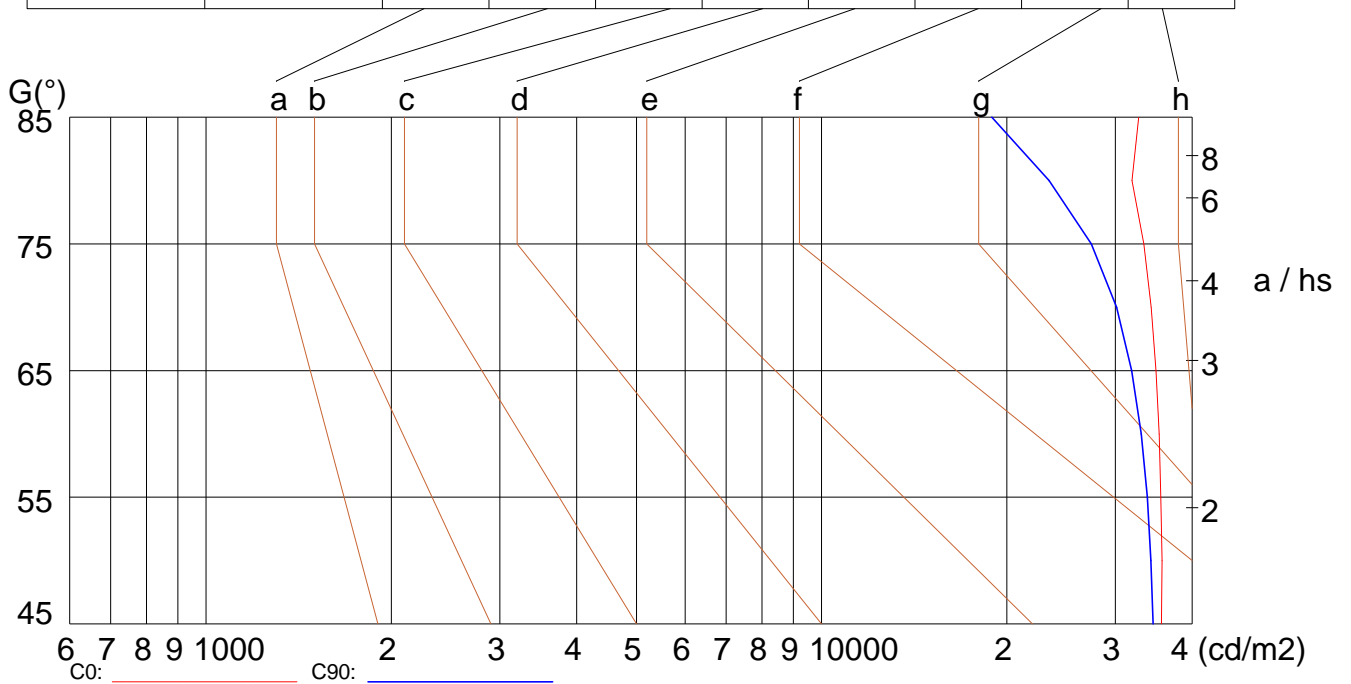
Luminance Limiting Curve

Diameter: 0mm
 Length: 1000mm
 Width: 8mm
 Height: 2mm

(cd/m²)

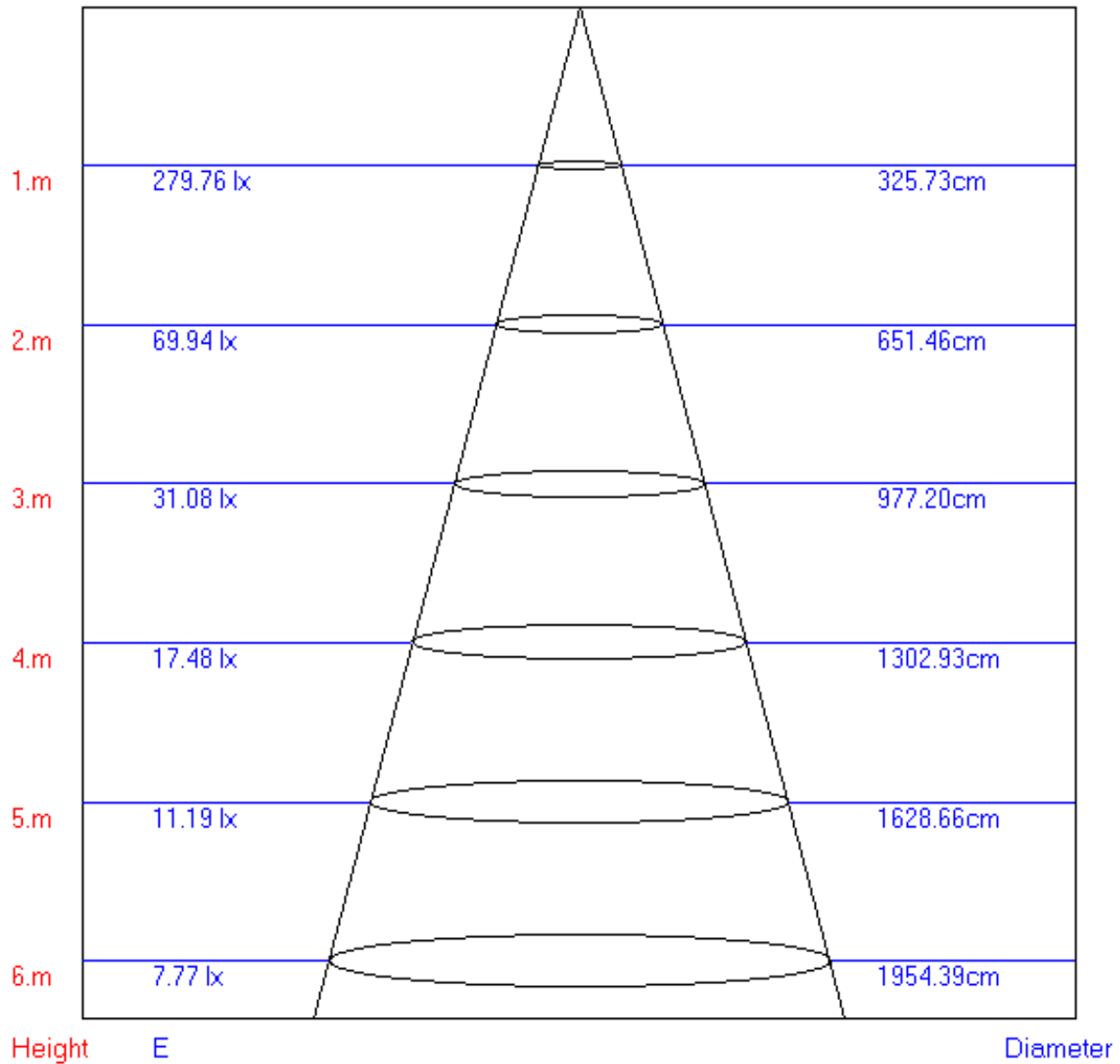
γ	45°	50°	55°	60°	65°	70°	75°	80°	85°
C0	35661	35747	35573	35355	34952	34325	33378	31932	32743
C90	34567	34271	33810	33085	31917	30163	27423	23424	18903

Glare	Quality	Service Values Illuminance (lx)							
1.15	A	2000	1000	500	≤300				
1.5	B		2000	1000	500	≤300			
1.85	C			2000	1000	500	≤300		
2.2	D				2000	1000	500	≤300	
2.55	E					2000	1000	500	≤300



Lum. Limiting Curve (C0/C90)

Lux-Distance Curve



Beam Angle:116.70°

Utilization Coefficient Table

RHOCC	80			70			50			30			10			0
RHOW	50	30	10	50	30	10	50	30	10	50	30	10	50	30	10	0
RCR	COEFFICIENTS OF UTILIZATION FOR RHOFC=20															
0	1.19	1.19	1.19	1.16	1.16	1.16	1.11	1.11	1.11	1.06	1.06	1.06	1.02	1.02	1.02	1.00
1	1.04	1.02	1.01	1.03	1.01	0.99	0.99	0.97	0.95	0.95	0.92	0.90	0.88	0.86	0.83	0.78
2	0.88	0.86	0.84	0.88	0.85	0.82	0.86	0.82	0.79	0.82	0.78	0.75	0.78	0.74	0.70	0.65
3	0.76	0.73	0.71	0.76	0.72	0.70	0.75	0.70	0.67	0.72	0.67	0.63	0.69	0.64	0.60	0.55
4	0.66	0.63	0.61	0.66	0.62	0.60	0.66	0.61	0.57	0.64	0.59	0.54	0.62	0.56	0.51	0.47
5	0.58	0.55	0.53	0.58	0.54	0.52	0.58	0.53	0.50	0.58	0.52	0.47	0.56	0.50	0.45	0.41
6	0.51	0.48	0.46	0.52	0.48	0.46	0.52	0.47	0.44	0.52	0.46	0.42	0.52	0.45	0.40	0.36
7	0.46	0.43	0.41	0.46	0.43	0.41	0.47	0.42	0.39	0.48	0.42	0.37	0.47	0.41	0.35	0.32
8	0.41	0.39	0.37	0.42	0.39	0.37	0.43	0.38	0.35	0.44	0.38	0.34	0.44	0.37	0.32	0.29
9	0.38	0.35	0.34	0.38	0.35	0.33	0.40	0.35	0.32	0.40	0.35	0.31	0.41	0.34	0.29	0.26
10	0.34	0.32	0.31	0.35	0.32	0.30	0.37	0.32	0.29	0.38	0.32	0.28	0.38	0.32	0.27	0.24

