


## Data Sheet | Item Number: 891-8992/216-101

pre-assembled connecting cable; Eca; Plug/open-ended; 2-pole; Cod. A; H05Z1Z1-F 2 x 1,50 mm<sup>2</sup>; 1 m; 1,50 mm<sup>2</sup>; black

<https://www.wago.com/891-8992/216-101>



Color: ■ black



Dimensions in mm

### Cable assembly WINSTA® MINI with strain relief

The WINSTA® MINI cable assembly A coding is the pluggable solution for your application in control cabinets, on PCBs or for lighting connections. WAGO pluggable installation connectors are used when specifications repeat or are distributed on a defined grid, for example for installing grid lighting or flush-mount lighting. For greater protection in electrical installations, the pluggable installation connector is provided with mechanical protection against mismatching. The WINSTA® MINI pluggable installation connector with A coding in white or black is normally used for general mains applications in power distribution. WINSTA® MINI satisfies the demand for miniaturisation. Our smallest pluggable connection system is primarily suited for lights, for example, since due to LED technology, these offer less and less space for the connection technology. This product meets all the relevant fire protection requirements of fire class E; as a result it can be used in areas where fire safety is relevant. Eliminating halogens as an additive in the manufacture of this cable assembly noticeably increases fire safety and minimises environmental pollution.

### Pluggable connections instead of screw connections – cable assemblies from WAGO

The cable assembly is equipped with a plug and a free end. WINSTA® is the pluggable connection system that is optimally tailored to the strict requirements of electrical installation. It allows fast, secure and, above all, error-free installation of components and cables. Take advantage of the pluggable version of our maintenance-free spring pressure connection technology too! Plan your installation with with protection against mismatching from WAGO.

- pluggable installation connectors with protection against mismatching
- compact design for conductors with a cross-section up to 1.5 mm<sup>2</sup>
- with A coding for use in a large number of general mains applications
- ready for immediate use
- fast, secure installation

### Notes

Note

Cables with a different fire class can be found in the eShop.

### Electrical data

Ratings per	IEC/EN 60664-1		
Overvoltage category	III	III	II
Pollution degree	3	2	2
Nominal voltage	250 V	-	-
Rated impulse withstand voltage	4 kV	-	-
Rated current	16 A	-	-

### General information

Note on contact resistance	approx. 1 mΩ of contact resistance approx. 0.25 mΩ contact transition plug/ socket
----------------------------	--

## Connection Data

Total number of potentials	2	<b>Connection 1</b>	
Conductor preparation	ultrasonically tip-bonded	Strip length	9 mm / 0.35 inches
		Pole number	2
		Wire cross-section	1.5 mm <sup>2</sup>
		Strip length (outer insulation)	32 mm
		Connection type	Plug - free end

## Physical data

Pin spacing	4.4 mm / 0.173 inches
Width	15.6 mm / 0.614 inches
Height	13.2 mm / 0.52 inches
Total length	1 m

## Mechanical data

Use	General mains applications
Coding	A
Variable coding	No
Marking	L N
Potential marking	L N
Mating force of a plug-in connection	approx. 20 ... 70 N (depending on pole number)
Retention force of a plug-in connection	when locked: > 80N
Unmating force of a plug-in connection	when unlocked: approx. 20 ... 70 N (depending on pole number)
Number of mating cycles	200, without resistive load
Connection type	Plug - free end
Type of pre-assembled cable	Connecting cable
Cable type	H05Z1Z1-F 2x1.5
Protection type	IP20; IP40 when mated

## Plug-in connection

Mismating protection	Yes
Note on mismating protection	All <i>WINSTA</i> ® components are 100% protected against mismating when: a.) plugging different numbers of poles b.) plugging while rotated 180 c.) plugging while laterally staggered d.) plugging one pole
Locking lever	Can be retrofitted
Locking of plug-in connection	Locking lever
Note on locking system	All connectors for mounted installations (snap-in versions for lighting fixtures or devices, all types of PCB and distribution connectors) are factory-equipped with locking levers to ensure plugs and sockets are securely locked. Additional locking levers are only required for flying leads (plug/socket).

## Material data

Note (material data)	<a href="#">Information on material specifications can be found here</a>
Color	black
Insulation material (main housing)	Polyamide (PA66)
Fire class per EN 50575	E <sub>ca</sub>
Contact material	Copper or copper alloy; surface-treated
Contact Plating	Tin
Fire load	29.641 MJ
Connector color	black
Strain relief color	black
Sheathed cable color	black

### Material data

Printing color of sheathed cable	white
Halogen-free	Yes
Silicon-free	Yes
Sheath material	Halogen-free
Rubber cable	No
Weight	82.7 g
Copper weight of the raw cable	0.029 kg/m

### Environmental requirements

Processing temperature	-5 ... +40 °C
Continuous operating temperature	-35 ... +85 °C
Note on continuous operating temperature	Cable for temperatures ≤ 70 °C (including halogen-free) Insulating parts for temperatures ≤ 105 °C

### Commercial data

PU (SPU)	1 pcs
Packaging type	unpacked
Country of origin	PL
GTIN	4055143392006
Customs tariff number	85444290900

### Product Classification

UNSPSC	26121629
eCl@ss 10.0	27-44-06-04
eCl@ss 9.0	27-44-06-04
ETIM 9.0	EC002587
ETIM 10.0	EC002587
ECCN	NO US CLASSIFICATION

### Environmental Product Compliance

RoHS Compliance Status	Compliant, No Exemption
------------------------	-------------------------

### Downloads

#### Environmental Product Compliance



##### Compliance Search

Environmental Product  
Compliance  
891-8992/216-101



## Documentation

### Bid Text

891-8992/216-101	19.02.2019	xml 3.02 KB	
891-8992/216-101	21.11.2014	doc 24.50 KB	

## CAD/CAE-Data

### CAE data

EPLAN Data Portal 891-8992/216-101	
WSCAD Universe 891-8992/216-101	

## 1 Compatible Products

### 1.1 Required Accessories

#### 1.1.1 Locking system

##### 1.1.1.1 Locking system



##### [Item No.: 890-111](#)

Locking lever; for flying leads; for tool operation; black



##### [Item No.: 890-131](#)

Locking lever; for flying leads; for tool operation; white



##### [Item No.: 890-101](#)

Locking lever; for manual operation; black



##### [Item No.: 890-121](#)

Locking lever; for manual operation; white

### 1.2 Optional Accessories

#### 1.2.1 Cover

##### 1.2.1.1 Cover



##### [Item No.: 897-2001](#)

Protective cap; Type1; for sockets and plugs; PVC; red

#### 1.2.2 Installation

##### 1.2.2.1 Mounting accessories



##### [Item No.: 890-310](#)

Mounting carrier; 2- to 5-pole; for flying leads; black



##### [Item No.: 890-311](#)

Mounting carrier; 2- to 5-pole; for flying leads; white

Subject to changes. Please also observe the further product documentation!

Current addresses can be found at: [www.wago.com](http://www.wago.com)