

# PROLUMIA®

## PRO-AQUA IV

SURFACE / PENDANT  
MOUNTED LUMINAIRES

ENERGY-SAVING,  
ADVANCED, AND  
ROBUST WATERPROOF  
LUMINAIRE

HIGH EFFICIENCY WATERPROOF LUMINAIRE  
WITH VERSATILE FUNCTIONALITY



SenseLink





## PRO-AQUA IV SURFACE / PENDANT MOUNTED LUMINAIRES

### HIGH EFFICIENCY WATERPROOF LUMINAIRE WITH VERSATILE FUNCTIONALITY

*Pro-Aqua IV is a future-proof waterproof luminaire designed for harsh environments and demanding applications. With an exceptional 180 lm/W efficiency, an extended lifetime, and IP66 & IK08 protection, it ensures energy savings and long-term reliability. Offering multi-switchable light outputs and CCT, Pro-Aqua IV also features versions with a SenseLink wireless motion sensor and 3H self-testing emergency lighting - ideal for various industrial and commercial applications. The pre-installed through-wiring and cable glands accelerate installation, while multiple bracket positions increases flexibility.*

MORE INFO ABOUT  
PRO-AQUA IV ONLINE:



**SenseLink**

#### FEATURES & PROPERTIES

- Waterproof LED luminaire (IP66) made of IK08 impact-resistant polycarbonate
- Efficiency 180 lm/W for maximum energy savings
- Pre-installed through-wiring and cable glands
- Adjustable light output and CCT (3000 / 4000 / 5000 K)
- Advanced optional features: SenseLink sensor versions with wireless master/slave control, and 3 H self-test emergency unit
- Flexible mounting with multiple precision drill points and bracket positions
- HACCP-conform tested

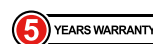
#### GENERAL SPECIFICATIONS

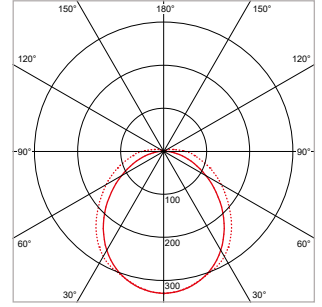
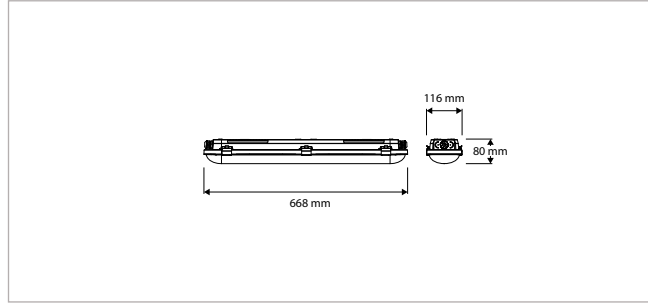
Type of luminaire	Surface / pendant mounted
Application	Wall, ceiling
Installation environment	Indoor
Lighting purpose	General, functional
Luminaire versions	Standard (on/off), SenseLink-sensor, Emergency, SenseLink + Emergency
Electrical safety class	Class I
AC-voltage & frequency	220-240 V AC   50-60 Hz
Driver type	Constant current
Light source type	LED (type SMD 2835)
System power (min. - max.)	10 - 53.5 W
Luminous flux (min. - max.) at 4000 K	1,800 - 9,300 lm
Luminous flux adjustable	4 settings
Light colour	3000 / 4000 / 5000 K
Light colour adjustable	3 positions
Color Rendering Index	Ra >80
Optical system	Diffuser (opal)
Beam angle	110° round symmetrical
Ingress Protection (IP)	IP66
Impact resistance (IK)	IK08
Median useful life	L90 >50,000 hours   L80 >100,000 hours
Ambient temperature (Ta-range)	-20°C to +40°C <sup>1)</sup>
Material	Polycarbonate housing and diffuser
Colour / Finishing	Light grey
Certification	CE, ENEC, HACCP
Warranty period	5 years

<sup>1)</sup> Temperature range refers to Standard (on/off) versions. SenseLink-sensor versions: -20°C to +40°C | Versions w. Emergency Unit: 0°C to +35°C | SenseLink-sensor versions w. Emergency Unit: 0°C to +35°C

#### APPLICATIONS

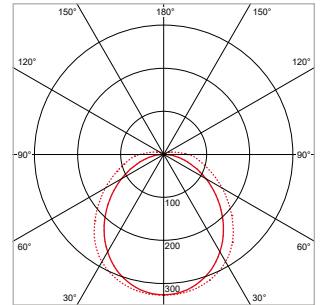
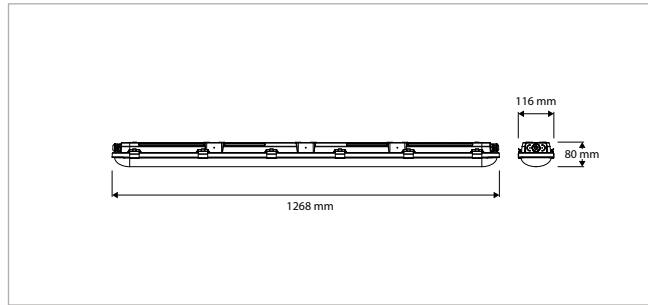
Parking garages, warehouse areas, food industry, corridors, basements, bicycle and pedestrian passageways, and other publicly accessible indoor and semi-outdoor locations





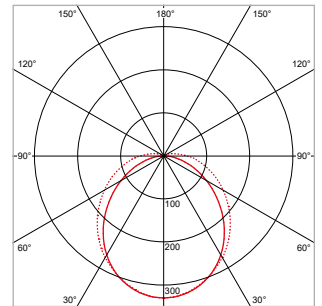
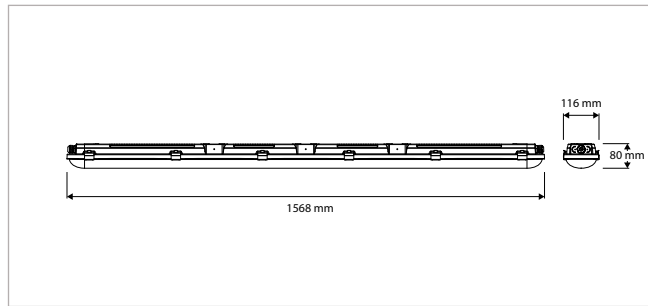
**PRO-AQUA IV - SURFACE-MOUNTED/PENDANT - IP66 - 668 x 116 x H 80 mm - GREY**

VERSION	CCT	CRI	LIGHT OUTPUT	POWER	DRIVER	ART. NO.	STOCK
Standard	3000 / 4000 / 5000 K	Ra >80	1,800 / 2,200 / 2,650 / 3,050 lm	10.0 / 12.5 / 14.5 / 17.0 W	On / Off	40281620	☑
SenseLink Sensor	3000 / 4000 / 5000 K	Ra >80	1,800 / 2,200 / 2,650 / 3,050 lm	10.5 / 13.0 / 15.0 / 17.5 W	On / Off	40281621	☑



**PRO-AQUA IV - SURFACE-MOUNTED/PENDANT - IP66 - 1268 x 116 x H 80 mm - GREY**

VERSION	CCT	CRI	LIGHT OUTPUT	POWER	DRIVER	ART. NO.	STOCK
Standard	3000 / 4000 / 5000 K	Ra >80	3,700 / 4,550 / 5,400 / 6,250 lm	20.0 / 25.0 / 29.5 / 34.5 W	On / Off	40281622	☑
SenseLink Sensor	3000 / 4000 / 5000 K	Ra >80	3,700 / 4,550 / 5,400 / 6,250 lm	20.5 / 25.5 / 30.0 / 35.0 W	On / Off	40281623	☑
Emergency	3000 / 4000 / 5000 K	Ra >80	3,700 / 4,550 / 5,400 / 6,250 lm	21.5 / 26.5 / 31.0 / 36.0 W	On / Off	40281624	☑
SenseLink Sensor + Emergency	3000 / 4000 / 5000 K	Ra >80	3,700 / 4,550 / 5,400 / 6,250 lm	22.0 / 27.0 / 31.5 / 36.5 W	On / Off	40281625	☑



**PRO-AQUA IV - SURFACE-MOUNTED/PENDANT - IP66 - 1568 x 116 x H 80 mm - GREY**


VERSION	CCT	CRI	LIGHT OUTPUT	POWER	DRIVER	ART. NO.	STOCK
Standard	3000 / 4000 / 5000 K	Ra >80	5,550 / 6,800 / 8,050 / 9,300 lm	30.0 / 37.0 / 44.0 / 51.5 W	On / Off	40281626	☑
SenseLink Sensor	3000 / 4000 / 5000 K	Ra >80	5,550 / 6,800 / 8,050 / 9,300 lm	30.5 / 37.5 / 44.5 / 52.0 W	On / Off	40281627	☑
Emergency	3000 / 4000 / 5000 K	Ra >80	5,550 / 6,800 / 8,050 / 9,300 lm	31.5 / 38.5 / 45.5 / 53.0 W	On / Off	40281628	☑
SenseLink Sensor + Emergency	3000 / 4000 / 5000 K	Ra >80	5,550 / 6,800 / 8,050 / 9,300 lm	32.0 / 39.0 / 46.0 / 53.5 W	On / Off	40281629	☑

## PRO-AQUA IV - ACCESSORIES

DESCRIPTION	ART. NO.	STOCK
Remote control for programming SenseLink sensors # 40281621, 40281623, 40281625, 40281627, 40281629	40281630	☑



40281630



# FUTURE-PROOF DESIGN

## BUILT FOR ADVANCED APPLICATIONS WITH HIGH ENERGY EFFICIENCY AND QUICK, RETROFIT-FRIENDLY INSTALLATION

### 180 LM/W HIGH EFFICIENCY

Saves energy and supports sustainability goals

### VERSATILITY

Available in 3 length with multi-switchable output and CCTs – perfect for stock management and diverse applications

### SELF-TESTING EMERGENCY LIGHTING (3H)

Cost- and time-saving maintenance – great relief for facility managers

### RETROFIT-FRIENDLY 116 MM WIDE HOUSING

Preventing additional renovation or re-painting costs

### FLEXIBLE RETROFIT-FRIENDLY MOUNTING

Extra-long, flexible bracket positions to match existing mounting points


### SENSELINK WIRELESS GROUPING MOTION SENSOR

Integrated motion and daylight sensor with corridor function and wireless master-slave control – configured through Remote Control



### QUICK WIRING

Pre-installed through-wiring and cable glands (Ø 8.5 - 15 mm). Push-in terminal blocks. Multiple precision drill points



### ROBUST DESIGN

Waterproof (IP66), impact-resistant (IK08), and corrosion-proof

## EFFICIENT. MULTIFUNCTIONAL. SUSTAINABLE.

# PROLUMIA®

## PROLUMIA NL

Riga 10  
2993 LW BARENDRECHT  
T +31 (0)180 64 54 00  
E info@prolumia.nl

## PROLUMIA BE

Saffierstraat 5 - Unit 10A  
2200 HERENTALS  
T +32 (0)14 25 07 70  
E info@prolumia.be

## PROLUMIA CZ

Ke Slivenci 48  
154 00 PRAHA 5 - LOCHKOV  
T +420 222 563 003  
E info@prolumia.cz

## PROLUMIA DE

Feldbergstraße 57  
61440 OBERURSEL  
T +49 6171 8989 594  
E info@prolumia.de

MERE INFO ABOUT  
PRO-AQUA IV ONLINE:



Version: 1.1 - 2026-04

*Nedelko B.V. pays the utmost attention to its catalog and reliability and actuality of the information contained therein. Despite all care, inaccuracies and omissions can not always be prevented. Nedelko B.V. is not liable for errors or inaccuracies. For the most current information please contact our sales department.*