Data Sheet | Item Number: 280-471

Insulation stop; 0.25 - 0.5 mm²; 5 pieces/strip; light gray

https://www.wago.com/280-471



Color: light gray

Connection Data

Connection 1

Strip length	8 … 9 mm / 0.31 … 0.35 inches

Material data

Note (material data)	Information on material specifications can be found here
Color	light gray
Fire load	0.008 MJ
Weight	0.3 g

Commercial data

Product Group	1 (Rail Mounted Terminal Blocks)
PU (SPU)	200 (25) pcs
Packaging type	Box
Country of origin	DE
GTIN	4017332267311
Customs tariff number	39269097900

Product Classification

UNSPSC	39121409
eCl@ss 10.0	27-14-11-92
eCl@ss 9.0	27-14-11-92
ETIM 9.0	EC002848
ETIM 10.0	EC002848
ECCN	NO US CLASSIFICATION

Environmental Product Compliance

RoHS Compliance Status	Compliant,No Exemption

Downloads

Environmental Product Compliance

Compliance Search

Environmental Product Compliance 280-471

Documentation

Bid Text

280-471	19.02.2019	xml 2.53 KB
280-471	04.01.2018	doc 23.50 KB

CAD/CAE-Data

CAD data

2D/3D Models 280-471

CAE data

EPLAN Data Portal 280-471

WSCAD Universe 280-471

ZUKEN Portal 280-471

1 Compatible Products

1.1 Optional Accessories

1.1.1 Jumper

1.1.1.1 Jumper



Item No.: 210-103
Wire commoning chain; insulated; black

Installation Notes

Installation



The problem: Wiring programmable logic controllers and microprocessor-operated control circuits often relies on very small, fine-stranded conductors. These conductors are highly flexible and deform when pushed against the conductor stop in terminal blocks. As a result, the conductor insulation – not the copper conductor – may be clamped, causing intermittent contact or no contact at all. Common to all terminal block types currently offered, this problem creates unnecessary downtime for troubleshooting.

The solution: An insulation stop for rail-mount terminal blocks. Insulation stops automatically bundle the cores of fine-stranded conductors when inserted into the clamping unit, preventing splaying. This also limits the conductor entry to a defined cross sectional area – ensuring the actual conductor, not the insulation, will enter the clamping unit.

Insulation stops are available as dividable 5-pole strips for 279, 280/780/870/880 and 281/781 Series Rail-Mount Terminal Blocks.

Insulation stop usage will not affect the conductor strip lengths for the aforementioned rail-mount terminal blocks.

Conductor termination



Insert stripped, untwisted conductor into insulation stop.



The conductor is bundled.



The conductor insulation is prevented from being pushed into the clamping unit by the positive stop.