


# Data Sheet | Item Number: 232-145/005-000

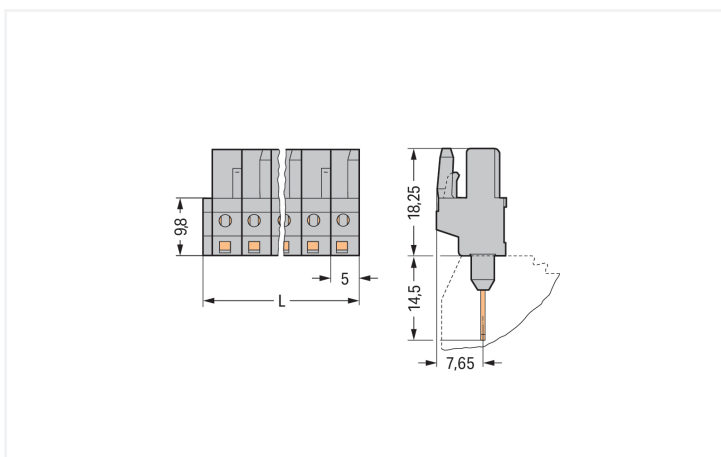
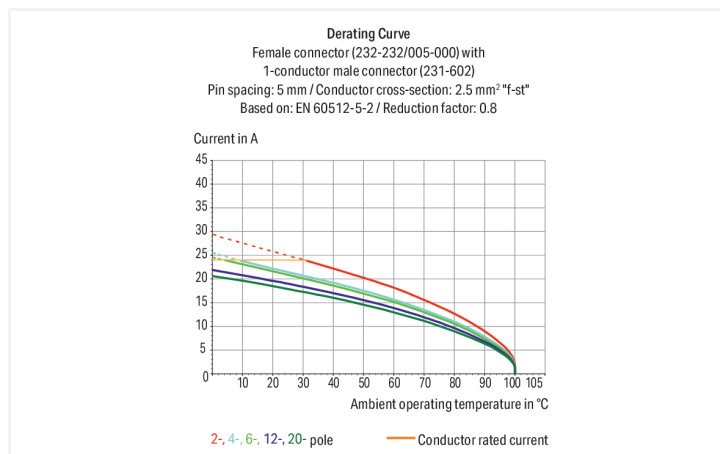
Female connector for rail-mount terminal blocks; 0.6 x 1 mm pins; straight; Pin spacing 5 mm; 15-pole; gray

<https://www.wago.com/232-145/005-000>



Color: ■ gray

Similar to illustration



Dimensions in mm

L = (pole no. x pin spacing) + 1.5 mm<sup>2</sup>- to 3-pole female connectors – one latch only

Female connector, 232 Series, with 5 mm pin spacing

Our female connector (item number 232-145/005-000) simplifies electrical installations. The item's dimensions are (76.5 x 32.75 x 11.6) mm (width x height x depth).

Tin is used for coating the contact surfaces.

## Notes

## Safety Information

The MCS – MULTI CONNECTION SYSTEM includes connectors without breaking capacity in accordance with DIN EN 61984. When used as intended, these connectors must not be connected/disconnected when live or under load. When used as intended, these connectors must not be connected/disconnected when live or under load. The circuit design should ensure header pins, which can be touched, are not live when unmated.

## Variants:

Other pole numbers

Other versions (or variants) can be requested from WAGO Sales or configured at <https://configurator.wago.com/>.

## Electrical data

Ratings per	IEC/EN 60664-1		
Overvoltage category	III	III	II
Pollution degree	3	2	2
Nominal voltage	320 V	320 V	630 V
Rated impulse withstand voltage	4 kV	4 kV	4 kV
Rated current	12 A	12 A	12 A

Approvals per	UL 1059		
Use group	B	C	D
Rated voltage	300 V	-	300 V
Rated current	15 A	-	10 A

Approvals per	UL 1977
Rated voltage	600 V
Rated current	15 A

Approvals per	CSA		
Use group	B	C	D
Rated voltage	300 V	-	300 V
Rated current	15 A	-	10 A

## Connection Data

Clamping units	15
Total number of potentials	15
Number of connection types	1
Number of levels	1

## Connection 1

Pole number	15
-------------	----

## Physical data

Pin spacing	5 mm / 0.197 inches
Width	76.5 mm / 3.012 inches
Height	32.75 mm / 1.289 inches
Height from the surface	18.25 mm / 0.719 inches
Depth	11.6 mm / 0.457 inches

## Mechanical data

Variable coding	Yes
Anti-rotation protection	Yes

## Plug-in connection

Contact type (pluggable connector)	Female connector/socket
Connector (connection type)	for front-entry rail-mount terminal block
Mismating protection	No
Mating direction to the rail-mount terminal block	90 °

### Material data

Note (material data)	<a href="#">Information on material specifications can be found here</a>
Color	gray
Material group	I
Insulation material (main housing)	Polyamide (PA66)
Flammability class per UL94	V0
Contact material	Copper alloy
Contact Plating	Tin
Fire load	0.264 MJ
Weight	15.6 g

### Environmental requirements

Limit temperature range	-60 ... +85 °C
Processing temperature	-35 ... +60 °C

### Commercial data

PU (SPU)	25 pcs
Packaging type	Box
Country of origin	DE
GTIN	4044918569781
Customs tariff number	85366990990

### Product Classification

UNSPSC	39121409
eCl@ss 10.0	27-14-11-06
eCl@ss 9.0	27-14-11-06
ETIM 9.0	EC001284
ETIM 10.0	EC001284
ECCN	NO US CLASSIFICATION

### Environmental Product Compliance

RoHS Compliance Status	Compliant, No Exemption
------------------------	-------------------------

### Approvals / Certificates

#### General approvals



Approval	Standard	Certificate Name
CB DEKRA Certification B.V.	IEC 61984	NL-113351
CSA DEKRA Certification B.V.	C22.2	1466354
KEMA/KEUR DEKRA Certification B.V.	EN 61984	71-130478 REV.1
UL Underwriters Laboratories Inc.	UL 1977	E45171
UL Underwriters Laboratories Inc.	UL 1059	E45172

#### Approvals for marine applications



Approval	Standard	Certificate Name
BV Bureau Veritas S.A.	IEC 60998	11915/E0 BV

## Downloads

### Environmental Product Compliance

#### Compliance Search

Environmental Product  
Compliance  
232-145/005-000



## Documentation

#### Additional Information

Technical Section

03.04.2019

pdf

2027.26 KB



## CAD/CAE-Data

#### CAD data

2D/3D Models

232-145/005-000



## 1 Compatible Products

### 1.1 System counterpart

#### 1.1.1 Male connector/plug



##### Item No.: 231-615

1-conductor male connector; CAGE  
CLAMP®; 2.5 mm<sup>2</sup>; Pin spacing 5 mm; 15-  
pole; gray

### 1.2 Optional Accessories

#### 1.2.1 Test and measurement

##### 1.2.1.1 Testing accessories



##### Item No.: 231-661

Test plugs for female connectors; for 5  
mm and 5.08 mm pin spacing; 2,50 mm<sup>2</sup>;  
light gray