

Productinformatieblad

Specificaties



Harmony - Tijdrelais - Multifunctioneel - 12V AC/DC - 2CO

RE22R2MJU

EAN Code: 3606480676598

Prijs: 70,45 EUR

Hoofd

range of product	Harmony-timerrelais
digitaal uitgangstype	Relais
product or component type	Modulaire tijdrelais
device short name	RE22
nominale uitgangsstroom	8 A

Complementair

type en samenstelling contact	1 C/O tijdcontact 1 C/O tijd- of onmiddellijk contact
type tijdsvertraging	Vertraging bij inschakeling Vertraging bij in- en uitschakelen Print gegevens Vertraging bij uitschakeling Symmetrisch knipperend
tijdvertraging bereik	1...10 min 6...60 min 0.1...1 s 6...60 s 1...10 s 1...10 h 10...100 h
besturingstype	Draaiknop voorpaneel
Us nominale voedingsspanning	12 V AC/DC
spanningsbereik	0,9...1,2 Us
voedingsfrequentie	50...60 Hz +/- 5 %
aansluitingen - aansluitklemmen	Schroefklemmen, 2 x 1,5 mm ² met kabeluiteinde Schroefklemmen, 2 x 2,5 mm ² zonder kabeluiteinde
aandraaimoment	0,6...1 N.m conform aan IEC 60947-1
materiaal behuizing	Zelf dovend
herhalingsnauwkeurigheid	+/-0.5% conform aan IEC 61812-1
temperatuurafwijking	+/- 0,05 %/°C
spanningsverloop	+/- 0,2 %/V
instelling nauwkeurigheid tijdsvertraging	+/- 10% van totaal bij 25 °C conform aan IEC 61812-1

De weergegeven prijs is de adviesprijs in euro excl. BTW. Deze kan onderhevig zijn aan korting. Neem contact op met uw lokale distributeur of detailhandel voor de daadwerkelijke prijs

Time delay type	Vertraging bij inschakeling - A- Vertragingrelais bij inschakeling Vertraging bij in- en uitschakelen - Ac - Vertraginginschakeling en uitschakelrelais m/ controlesignaal Vertraging bij inschakeling - Bij- Vertragingrelais bij inschakeling vermogen m/ pauze/optelling (Y1) Print gegevens - B- Eén intervalrelais met controlesignaal Print gegevens - Bw- Dubbel intervalrelais m/ besturingssignaal Vertraging bij uitschakeling - C- Uit-vertragingrelais m/ controlesignaal Symmetrisch knipperend - D- Symmetrisch knipperend relais (start pulse-off) Symmetrisch knipperend - Di- Symmetrisch knipperend relais (start puls-on) Print gegevens - H- Intervalrelais Print gegevens - Ht- Intervalrelais m/ pauze/optelling (Y1)
impulsduur	30 ms 100 ms onderbelasting
isolatieweerstand	100 MOhm bij 500 V DC conform aan IEC 60664-1
Hersteltijd	120 ms bij ontkrachtiging
immuuniteit voor micro-onderbrekingen	10 ms
maximaal energieverbruik in VA	1,2 VA bij 12 V AC
maximaal energieverbruik in W	0,5 W bij 12 V DC
uitschakelvermogen	2000 VA
minimale schakelstroom	10 mA bij 5 V
maximale schakelstroom	8 mA
maximale schakelspanning	250 V
elektrische duurzaamheid	100000 cycles voor resistief laden, 8 A bij 250 V, AC
mechanical durability	10000000 cycles
Uimp toegekende schokgolfspanning	5 kV voor 1,2...50 µs conform aan IEC 60664-1 5 kV conform aan IEC 61812-1
Vertraging bij inschakeling	100 ms
betrouwbaarheidsgegevens veiligheid	B10d = 190000 MTTFd = 205,4 jaar
montagepositie	Eender welke positie in verhouding tot het normale verticale montagevlak
montagesteun	35mm DIN rail conform aan IEC 60715
status LED	Groen LED (Flitsend) voor timing in progress Groen LED (Vast) voor stroom AAN Geel LED voor relais bekrachtigd
functie beschikbaar	A- Vertragingrelais bij inschakeling-2 C/O Ac - Vertraginginschakeling en uitschakelrelais m/ controlesignaal-2 C/O Bij- Vertragingrelais bij inschakeling vermogen m/ pauze/optelling (Y1)-2 C/O B- Eén intervalrelais met controlesignaal-2 C/O Bw- Dubbel intervalrelais m/ besturingssignaal-2 C/O C- Uit-vertragingrelais m/ controlesignaal-2 C/O D- Symmetrisch knipperend relais (start pulse-off)-2 C/O Di- Symmetrisch knipperend relais (start puls-on)-2 C/O H- Intervalrelais-2 C/O Ht- Intervalrelais m/ pauze/optelling (Y1)-2 C/O
width	22,5 mm
net weight	0,09 kg
control type	Met testknop
Aantal functies	10

Omgeving

doorslagvastheid	2,5 kV voor 1 mA/1 minuut bij 50 Hz conform aan IEC 61812-1
-------------------------	---

standards	IEC 61000-6-1 IEC 61812-1 IEC 61000-6-4 IEC 61000-6-3 IEC 61000-6-2
richtlijnen	2006/95/EG - laagspanningsrichtlijn 2004/108/EG - Elektromagnetische compatibiliteit
product certifications	CSA cULus CE EAC GL CCC RCM
ambient air temperature for operation	-20...60 °C
ambient air temperature for storage	-30...60 °C
IP beschermingsgraad	Behuizing: IP40 conform aan IEC 60529 Klemmenblok: IP20 conform aan IEC 60529 Voorkant: IP40 conform aan IEC 60529
trilling bestendigheid	20 m/s ² (f= 10...150 Hz) conforming to IEC 60068-2-6
schokbestendigheid	15 gn voor 11 ms conform aan IEC 60068-2-27
relatieve vochtigheid	93 %, zonder condensatie conform aan IEC 60068-2-30
elektromagnetische compatibiliteit	Elektrostatische ontlading immuniteitstest - test level: 6 kV niveau 3 (contactontlading) conforming to IEC 61000-4-2 Elektrostatische ontlading immuniteitstest - test level: 8 kV niveau 3 (luchtontlading) conforming to IEC 61000-4-2 Fast transients immunity test - test level: 1 kV niveau 3 (capacitieve verbindingsclip) conforming to IEC 61000-4-4 Fast transients immunity test - test level: 2 kV niveau 3 (direct contact) conforming to IEC 61000-4-4 Immuniteitstest overspanning - test level: 1 kV niveau 3 (differentieelmodus) conforming to IEC 61000-4-5 Immuniteitstest overspanning - test level: 2 kV niveau 3 (gewone modus) conforming to IEC 61000-4-5 Radiofrequent elektromagnetisch veld immuniteitstest - test level: 10 V niveau 3 (0,15...80 MHz) conforming to IEC 61000-4-6 Elektromagnetisch veld immuniteitstest - test level: 10 V/m niveau 3 (80 MHz...1 GHz) conforming to IEC 61000-4-3 Bestand tegen micro-onderbrekingen en spanningsverlies - test level: 30 % (500 ms) conforming to IEC 61000-4-11 Bestand tegen micro-onderbrekingen en spanningsverlies - test level: 100 % (20 ms) conforming to IEC 61000-4-11 Geleide en uitgestraalde emissies klasse B conforming to EN 55022

Verpakkingseenheid

Unit Type of Package 1	PCE
Number of Units in Package 1	1
Package 1 Height	2,700 cm
Package 1 Width	8,400 cm
Package 1 Length	9,700 cm
Package 1 Weight	103,000 g
Unit Type of Package 2	S02
Number of Units in Package 2	40
Package 2 Height	15,000 cm
Package 2 Width	30,000 cm
Package 2 Length	40,000 cm
Package 2 Weight	4,638 kg

Environmental Data

Schneider Electric wil tegen 2050 de Net Zero-status hebben bereikt via partnerschappen in de toeleveringsketen, materialen met een lagere impact en circulariteit via onze doorlopende campagne "Use Better, Use Longer, Use Again" om de levensduur van producten en de recycleerbaarheid te verlengen.

[Uitleg van Environmental Data](#) >

[Hoe evalueren we de duurzaamheid van producten?](#) >

Milieuoetafdruk

Totale levenscyclus ecologische voetafdruk	19
--	----

Use Better

Materialen en verpakking

Pakket met gerecycleerd karton	Ja
--------------------------------	----

Verpakkingen zonder kunststof	Ja
-------------------------------	----

[EU-richtlijn RoHS](#)

Voldoet pro-actief (Product valt niet onder de EU RoHS juridische scope)

SCIP-nummer

7bdc2711-0ad2-427c-8ece-532c5e9f09d7

REACH-regelgeving

[REACH-verklaring](#)

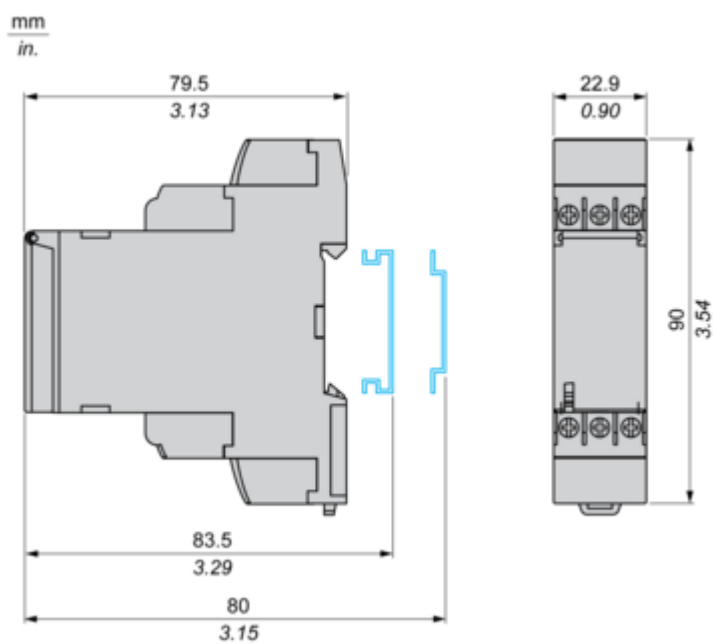
Use Again

Herverpakken en herfabriceren

Terugname	No
-----------	----

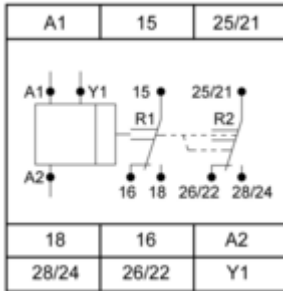
Dimensions Drawings

Dimensions

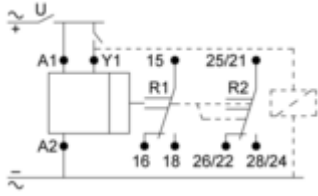


Connections and Schema

Internal Wiring Diagram



Wiring Diagram

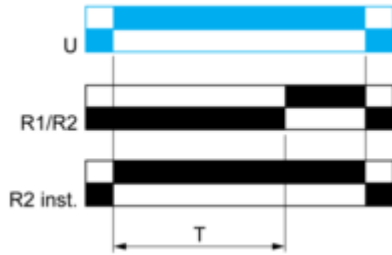


Technical Description

Function A : Power on Delay Relay

Description

The timing period T begins on energization. After timing, the output(s) relay close(s).



2 timed outputs (R1/R2) or 1 timed output (R1) and 1 instantaneous output (R2 inst.)

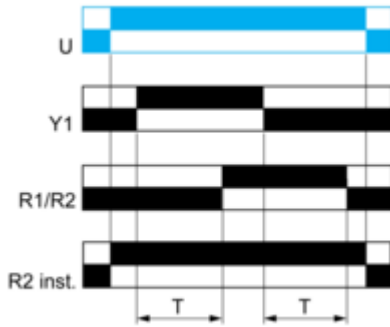
Function Ac : On- and Off-Delay Relay with Control Signal

Description

After power-up, closing of the control contact Y1 causes the timing period T to start (timing can be interrupted by operating the Gate control contact G). At the end of this timing period, the relay closes.

When control contact Y1 re-opens, the timing T starts. At the end of this timing period T

At the end of this timing period T, the output reverts to its initial position (timing can be interrupted by operating the Gate control contact G).

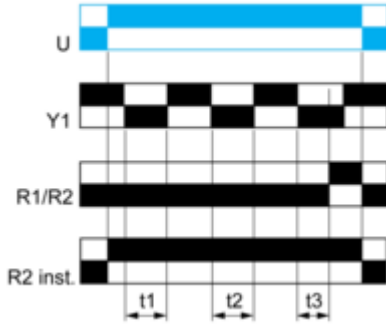


2 timed outputs (R1/R2) or 1 timed output (R1) and 1 instantaneous output (R2 inst.)

Function At : Power on Delay Relay (Summation) with Control Signal

Description

After power-up, the first opening of control contact Y1 starts the timing. Timing can be interrupted each time control contact closes. When the cumulative total of time periods elapsed reaches the pre-set value T, the output relay closes.

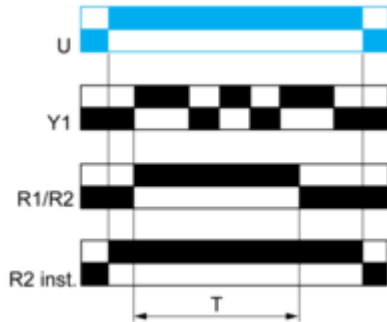


$T = t1+t2+t3$

Function B : Interval Relay with Control Signal

Description

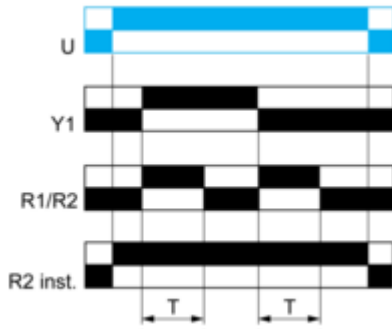
After power-up, pulsing or maintaining control contact Y1 starts the timing T. The output relay closes for the duration of the timing period T then reverts to its initial state.



Function Bw : Double Interval Relay with Control Signal

Description

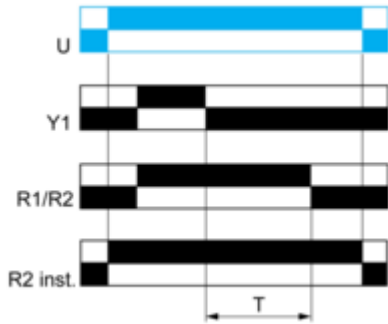
On closing and opening of control contact Y1, the output relay closes for the duration of the timing period T.



Function C : Off-Delay Relay with Control Signal

Description

After power-up and closing of the control contact Y1, the output relay closes. When control contact Y1 re-opens, timing T starts. At the end of the timing period, the output(s) relay revert(s) to its/their initial state.

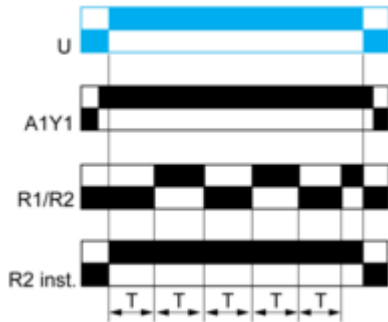


2 timed outputs (R1/R2) or 1 timed output (R1) and 1 instantaneous output (R2 inst.)

Function D : Symmetrical Flasher Relay (Starting Pulse Off)

Description

Repetitive cycle with two timing periods T of equal duration, with output(s) relay changing state at the end of each timing period T.



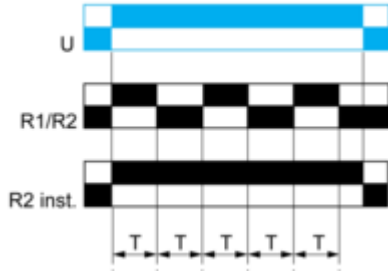
Before power-up Y1 should be permanently connected to A1.

2 timed outputs (R1/R2) or 1 timed output (R1) and 1 instantaneous output (R2 inst.)

Function D : Symmetrical Flasher Relay (Starting Pulse On)

Description

Repetitive cycle with two timing periods T of equal duration, with output(s) relay changing state at the end of each timing period T.



2 timed outputs (R1/R2) or 1 timed output (R1) and 1 instantaneous output (R2 inst.)

Function H : Interval Relay

Description

On energization of the relay, timing period T starts and the output(s) relay close(s). At the end of the timing period T, the output(s) relay revert(s) to its/their initial state



2 timed outputs (R1/R2) or 1 timed output (R1) and 1 instantaneous output (R2 inst.)

Legend

- Relay de-energised
- Relay energised
- Output open
- Output closed

Y1 :	Control contact
R1/R2 :	2 timed outputs
R2 inst. :	The second output is instantaneous if the right position is selected
T :	Timing period
U :	Supply

Function Ht: Interval Relay & With Pause / Summation Control

Description

On energisation of power supply, output(s) R close(s) and timing period T starts.

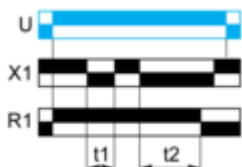
The timing can be interrupted / paused each time X1 energizes.

When the cumulative total of time periods elapsed reaches the pre-set value T, the output(s) R revert(s) to its/their initial state Reenergization of X1 will also cause output(s) R close(s) if the time has elapsed and restart the same operation as described at the beginning.

Except for RE17*, RE22R2MMW, RENF22R2MMW, RE22R2MMU and RE22R2MJU, timing can be interrupted / paused each time Y1 energizes.

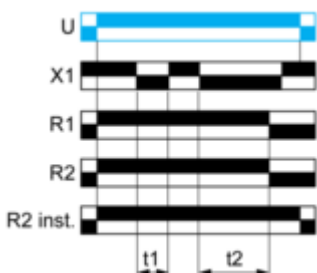
The second output (R2) can be either timed (when set to "TIMED" or instantaneous (when set to "INST").

Function: 1 Output



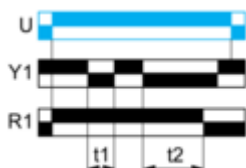
$T = t1 + t2 + \dots$

Function: 2 Outputs



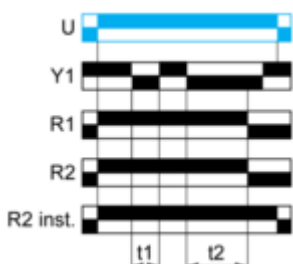
$T = t1 + t2 + \dots$

Function: 1 Output with Retrigger / Restart Control



$T = t1 + t2 + \dots$

Function: 2 Outputs with Retrigger / Restart Control



$T = t1 + t2 + \dots$

Technical Illustration

Dimensions

mm
in.

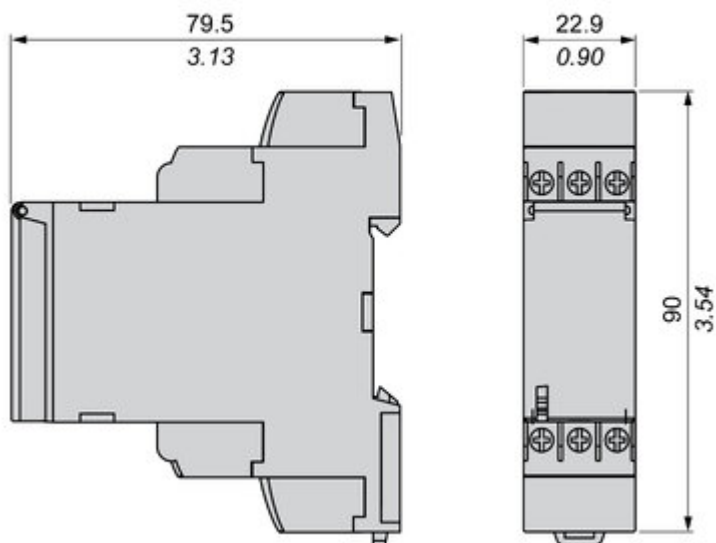


Image of product in real life situation

