

28 450 625 Product version up to 7/6/2018



- 3/8" shower outlet
- rosette Ø 55 mm
- 1/2" connection
- WRAS

Intrinsic protection against back flow.

	Brushed Platinum	28 450 625-06
	Chrome	28 450 625-00
	brushed chrome	28 450 625-04
	Platinum	28 450 625-08
	Dark Chrome	28 450 625-19
	Light Gold (PVD)	28 450 625-26
	Brushed Light Gold (PVD)	28 450 625-27
	Brushed Durabrass (23kt Gold)	28 450 625-28
	Matte Black	28 450 625-33
	Brushed Gold (PVD)	28 450 625-37
	Brushed Dark Brass (PVD)	28 450 625-39
	Brushed Bronze (PVD)	28 450 625-42
	Brushed Dark Bronze (PVD)	28 450 625-43
	aluminium	28 450 625-45
	Brushed Champagne (22kt Gold)	28 450 625-46
	Champagne (22kt Gold)	28 450 625-47
	Brushed Chrome	28 450 625-93
	Brushed Dark Platinum	28 450 625-99

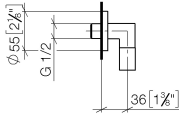
Recommended miscellaneous



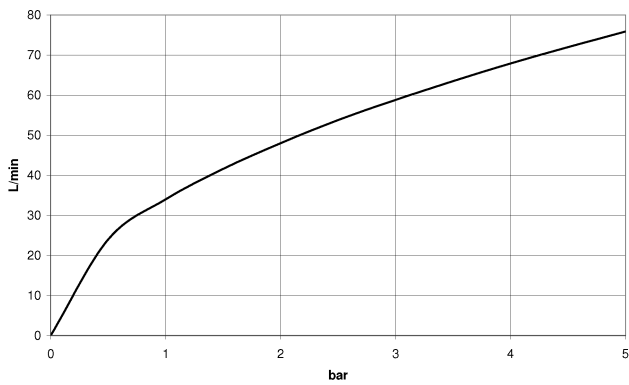
- Concealed wall elbow -** 35 085 970 90
- min. recess depth 90 mm
  - max. recess depth 163 mm

28 450 625 Product version up to 7/6/2018

mm [inches]



Flow rate chart



Codes & Standards

ASME A112.18.1	cUPC	EN 1717	Scottish Water Byelaws
UK Water Supply Regulations	XP P 41-280		



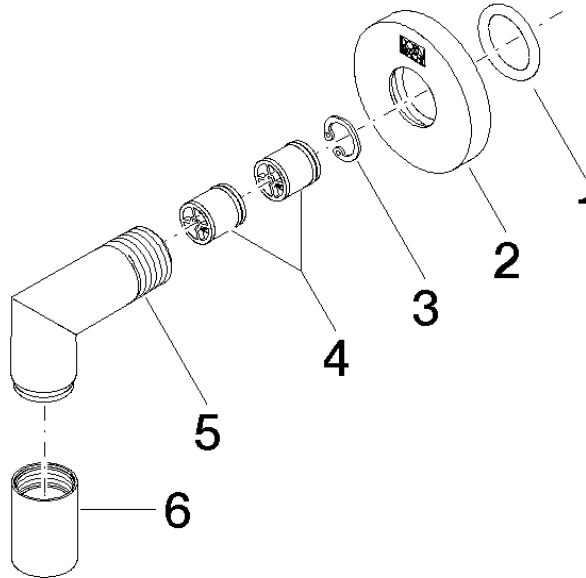
## Wall elbow - Brushed Platinum

SERIES SPECIFIC

28 450 625 Product version up to 7/6/2018

### Certificates and sustainability

Belgaqua\_21-381-2 IAPMO\_4976 WRAS\_240702 ACS\_20 ACC LY



### Spare parts list

No.	Item Number	Name	Quantity used	Delivery time
6	90 21 02 069 00-06	Cover/sleeve M20 x 1 - Brushed Platinum	1.00	20
1	90 14 10 026 00 90	O-Ring 20,5 x 3,5 mm -	1.00	14
2	09 27 22 503-06	Rosette DB logo Ø 55 x Ø 22 x 9 mm - Brushed Platinum	1.00	20
5	09 11 03 036-06	Connection 1/2" Ø 22 x 63 x 34 mm - Brushed Platinum	1.00	20
3	09 16 01 014 90	Ring Retaining ring Ø 15 x 1 mm -	1.00	14
4	90 23 01 141 00 90	Back-flow preventer -	2.00	14