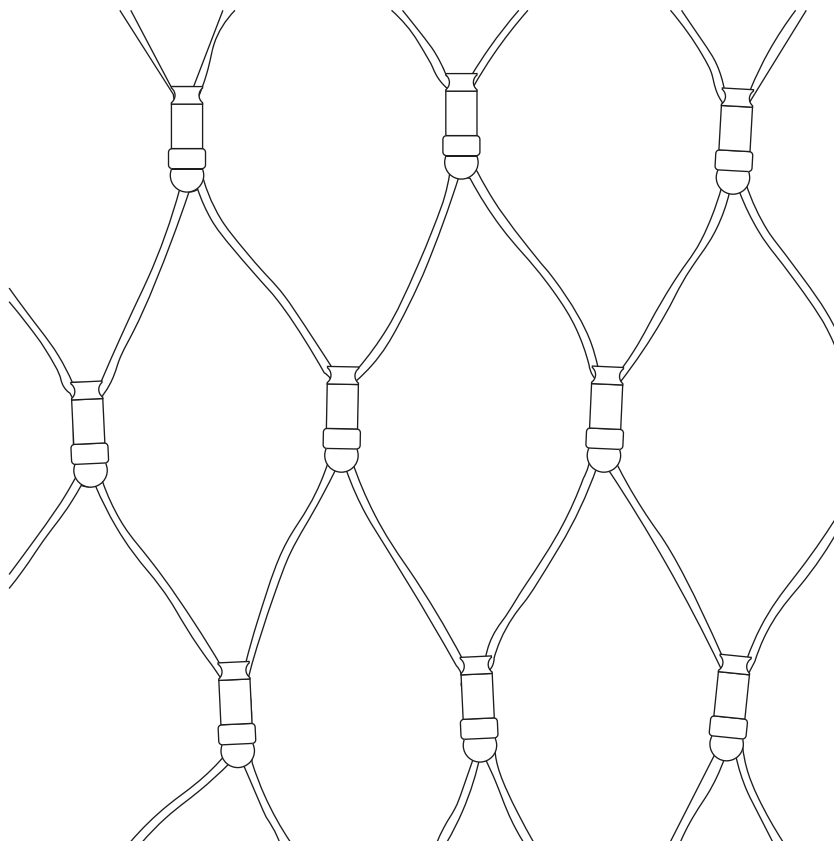




Read these instructions & save for future use

## Web light | 230V | 300x300cm | 750 LED | WW LED | black wire



Article number **033-048**

Brand **Tronix Lighting**

Type **Tree lighting | web light sets**

Contents of this product **1x set 230V web lights**

Technical datasheet **Digitally available  
on our webshop**



*View instructions and  
technical data also on  
our website*

# TRONIX



## Before first use

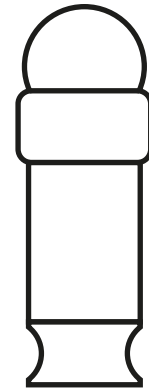
Before getting started with this product, it is advisable to check the order completeness and any damage. If this is the case, please contact Tronix Lighting.

## Description

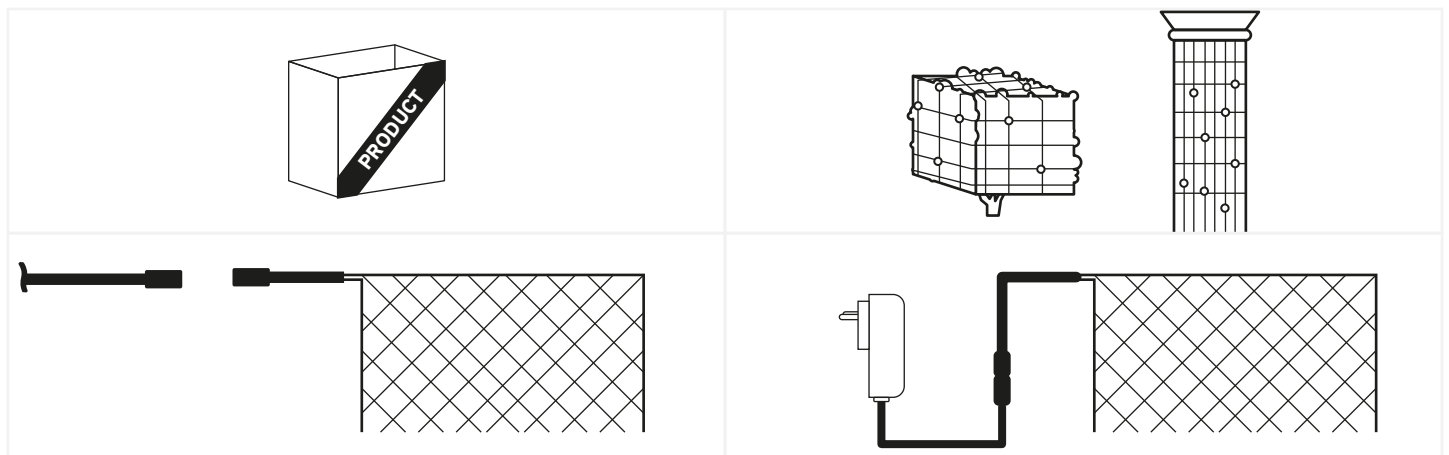
Using this set of web lights (also called net lights), you will have numerous trees, shrubs or columns with beautiful, atmospheric light in no time. This set is not too bright, making it extremely well suited as decorative mood lighting for any season.

### Features

- Plug&Play;
- Linkable up to a maximum of 20 sets;
- Stable cables with a rubber sleeve for protection against moisture and sunlight;
- Features anti-condensation gland for effective pressure equalization between the inside and outside of the housing.



## Installation



1. Remove the product and associated components from the packaging...;
2. Place the web lights on the object in question and determine the method of securing them (laying or "wrapping");
3. Distribute the lights where necessary and then connect the set to the adapter;
4. Check the complete installation after the web lights are in place. Plug in when finished and enjoy the light.



## Safety

Safety is a top priority at Tronix Lighting. Therefore, we heartily recommend that you follow the following steps closely:

- Keep this manual carefully for future reference;
- Choose a qualified electrician while installing, maintaining or inspecting this product;
- Never look directly into a light source to avoid possible damage to the eye;
- Always ensure that the relevant power group is on non-active when the product is connected;
- Use only recommended combinations (LED drivers, controllers or dimmers) to avoid injury or damage to the product.

## Technical problems and repair

Should a product not work properly after installation, or if the product exhibits problems over time, it is advisable to check the following elements:

- Check the wiring and installation of your product;
- Check for the presence of interfering elements such as dust, water or other electronics;
- If possible, try disconnecting the product and testing it in another location to rule out a problem at the location;
- Should you be dealing with a WIFI-based product, check and reset your router's settings.

Should the product still not work after testing, it is recommended to send it in for inspection and/or repair. To do so, please contact Tronix Lighting using nearby details and proof of purchase (packing slip).



CARE



SHARE



CONNECT

### Supplier:

Tronix Lighting B.V

Vluchtoord 41  
5406 XP Uden, Netherlands

+31 (0)413 330 380  
sales@tronixlighting.com

## Terms and symbols (as relevant to product)



The **CE mark** indicates that this product complies with EU regulations on safety, health and environmental protection;



The **WEEE symbol** stands for "Waste Electrical and Electronic Equipment Regulation," a directive on the collection, recycling and recovery of electronic waste;



The **Class II symbol** indicates that this product is double insulated;

- This product has an **IP65 rating**. This means the housing is touch-safe, fully protected from dust and spray-proof (12.5 L/min) regardless of angle.