



## Connection Data

Clamping units	15
Total number of potentials	3
Number of connection types	4
PE function	Screw-type PE contact

### Connection 1

Connection type	External 1
Connection technology	Push-in CAGE CLAMP®
Number of connection points	2
Actuation type	Push-button
Connectable conductor materials	Copper
Solid conductor	0.5 ... 2.5 mm <sup>2</sup> / 18 ... 12 AWG
Solid conductor; push-in termination	0.5 ... 2.5 mm <sup>2</sup> / 18 ... 12 AWG
Stranded conductor	0.5 ... 2.5 mm <sup>2</sup> / 18 ... 14 AWG
Fine-stranded conductor	0.5 ... 2.5 mm <sup>2</sup> / 18 ... 14 AWG
Fine-stranded conductor; with insulated ferrule	0.5 ... 1.5 mm <sup>2</sup> / 18 ... 16 AWG
Fine-stranded conductor; with uninsulated ferrule	0.5 ... 1.5 mm <sup>2</sup> / 18 ... 16 AWG
Fine-stranded conductor; with ferrule; push-in termination	0.5 mm <sup>2</sup> / 18 AWG
Strip length	8 ... 9 mm / 0.31 ... 0.35 inches
Pole number	3

### Connection 2

Connection type	Internal 2
Connection technology	PUSH WIRE®
Number of connection points	1
Actuation type	Push-in
Solid conductor	0.5 ... 2.5 mm <sup>2</sup> / 18 ... 14 AWG
Fine-stranded conductor; with insulated ferrule	0.5 ... 1 mm <sup>2</sup> / 18 ... 16 AWG
Fine-stranded conductor; with uninsulated ferrule	0.5 ... 1.5 mm <sup>2</sup> / 18 ... 14 AWG
Strip length	8 ... 9 mm / 0.31 ... 0.35 inches

### Connection 3

Connection type	Internal 3
Connection technology	PUSH WIRE®
Number of connection points	1
Actuation type	Push-in
Solid conductor	0.5 ... 1.5 mm <sup>2</sup> / 18 ... 16 AWG
Fine-stranded conductor; with insulated ferrule	0.5 ... 0.75 mm <sup>2</sup> / 18 AWG
Fine-stranded conductor; with uninsulated ferrule	0.5 ... 1 mm <sup>2</sup> / 18 AWG
Strip length	8 ... 9 mm / 0.31 ... 0.35 inches

### Connection 4

Connection type	Internal 4
Connection technology	PUSH WIRE®
Number of connection points	1
Actuation type	Push-in
Solid conductor	0.5 ... 0.75 mm <sup>2</sup> / 18 AWG
Strip length	8 ... 9 mm / 0.31 ... 0.35 inches

## Physical data

Pin spacing	10 mm / 0.394 inches
Width	30 mm / 1.181 inches
Height	17 mm / 0.669 inches
Depth	27.3 mm / 1.075 inches

### Mechanical data

Marking	N' -⊕-L'
Mounting type	without snap-in mounting feet

### Material data

Note (material data)	<a href="#">Information on material specifications can be found here</a>
Color	white
Material group	Illa
Insulation material (main housing)	Polycarbonate (PC)
Flammability class per UL94	V0
Clamping spring material	Chrome-nickel spring steel (CrNi)
Contact material	Electrolytic copper (E <sub>Cu</sub> )
Contact Plating	Tin
Fire load	0.182 MJ
Halogen-free	Yes
Weight	9.8 g

### Environmental requirements

Temperature stability	120 °C
T marking	T85

### Commercial data

Product Group	8 (Misc. Chassis Mount Blocks)
PU (SPU)	500 pcs
Packaging type	Bag
Country of origin	PL
GTIN	4050821098072
Customs tariff number	85369010000

### Product Classification

UNSPSC	39121409
eCl@ss 10.0	27-14-11-06
eCl@ss 9.0	27-14-11-06
ETIM 9.0	EC001284
ETIM 10.0	EC001284
ECCN	NO US CLASSIFICATION

### Environmental Product Compliance

REACH Candidate List Substance	Perfluorobutane sulfonic acid (PFBS) and its salts
RoHS Compliance Status	Compliant, No Exemption
SCIP notification number (Austria)	c11dd870-2c58-43af-9d36-ba52bd9a7787
SCIP notification number (Belgium)	95405ccf-8d30-48fc-93e9-55e35173cb07
SCIP notification number (Bulgaria)	4870e00c-b6cc-424c-976e-88ec6713ffd1
SCIP notification number (Czech Republic)	27436b16-0640-46db-b17f-28a38ec94ea8
SCIP notification number (Denmark)	6d2db9bb-bbed-41fc-87a1-933a4e8b4e95
SCIP notification number (Finland)	21fa5aea-a02c-42da-87c4-2453b1c4c5ef
SCIP notification number (France)	390fdf5e-6478-469d-90e2-4b0b9b3f41a7
SCIP notification number (Germany)	adaf5af9-d3bd-4dce-af8b-1a45935f0fa6
SCIP notification number (Hungary)	e4f34e6b-b4f9-4c5a-aa26-d587c9ff5eeb
SCIP notification number (Italy)	9761b5f2-1f80-481a-83af-b188ffda3d9c
SCIP notification number (Netherlands)	854a15b2-6c8d-4359-abdf-decc559cd531
SCIP notification number (Poland)	408f21bc-f04c-43d4-8715-ecef384b2ec5

**Environmental Product Compliance**

SCIP notification number (Romania)	3bb4c588-d716-4e8d-85d9-f10ac8b0369c
SCIP notification number (Sweden)	45e8e7bb-f845-41f0-ad86-afde398cae51

**Approvals / Certificates**

**General approvals** **Declarations of conformity and manufacturer's declarations**



Approval	Standard	Certificate Name
ENEC 05 DEKRA Certification B.V.	EN 60998	2128791.01

Approval	Standard	Certificate Name
EU-Declaration of Confor- mity WAGO GmbH & Co. KG	-	-
UK-Declaration of Confor- mity WAGO GmbH & Co. KG	-	-

**Downloads**

**Environmental Product Compliance**

Compliance Search

Environmental Product Compliance 294-4423	↓
---	---

**Documentation**

Bid Text

294-4423	19.02.2019	xml 5.59 KB	↓
294-4423	13.06.2017	doc 28.00 KB	↓

**CAD/CAE-Data**

CAD data

2D/3D Models 294-4423	↓
--------------------------	---

CAE data

WSCAD Universe 294-4423	↓
ZUKEN Portal 294-4423	↓

## 1 Compatible Products

### 1.1 Optional Accessories

#### 1.1.1 Strain relief

##### 1.1.1.1 Strain relief



**Item No.: 294-370**

Strain relief; for 294 Series; with snap-in mounting feet; white

**Item No.: 294-375**

Strain relief; for 294 Series; without snap-in mounting feet; white

##### 1.1.1.2 Strain relief plate



**Item No.: 294-364**

Strain relief plate; for 294 Series; for multi-core cables; 3- to 5-pole; with secured clamp; white

**Item No.: 294-384**

Strain relief plate; for 294 Series; for single strands; 3- to 5-pole; with secured clamp; white

### 1.1.2 Tool

#### 1.1.2.2 Operating tool

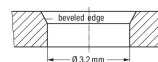
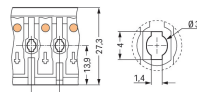
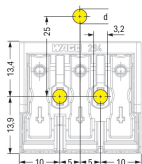


**Item No.: 206-294**

Disconnection tool; green

## Installation Notes

### Installation

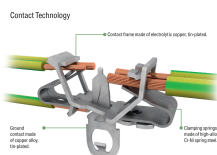


3-pole – with screw-type ground contact,  $d \leq 4.1$  mm

Mounting hole for screw  
**Notice:** The maximum thread diameter for self-tapping screws is 3 mm.

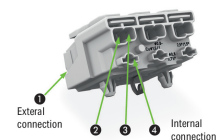
Hole for screw mount  
**Notice:** The maximum thread diameter for self-tapping screws is 3 mm.

## Conductor termination



EUROPE	
1 x 0.5 ... 2.5 mm <sup>2</sup> "s"	
1 x 0.5 ... 1.5 mm <sup>2</sup> "s"	
1 x 0.5 ... 0.75 mm <sup>2</sup> "s"	
AMERICA	
1 x AWG 18 ... 14 "s"	
1 x AWG 18 ... 16 "s"	
1 x AWG 18 "s"	
JAPAN	
1 x 0.8 ... 1.6 mm diam. "s"	
1 x 0.8 ... 1 mm diam. "s"	
1 x 0.8 mm diam. "s"	

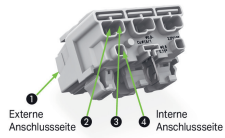
EUROPE	
2 x 0.5 ... 2.5 mm <sup>2</sup> "s, str, f-str"	
AMERICA	
2 x AWG 18 ... 12 "s"	
2 x AWG 18 ... 14 "s, f-str"	
JAPAN	
2 x 0.8 ... 2 mm diam. "s"	
2 x 0.5 ... 2 mm <sup>2</sup> "str, f-str"	



**Internal connection:**  
PUSH WIRE® for internal wiring with solid conductors

**External connection:**  
Push-in CAGE CLAMP® for field-wiring with all conductor types

Conductor termination



Terminating five conductors per pole – solid and fine-stranded.

