

PRODUCT DATASHEET

LED T5 FC 40/55 EXTERNAL P 21.5W 830 2GX13

LED T5 FC EXTERNAL P | LED T5 FC EXTERNAL for LED DRIVER DALI



Areas of application

- Shops, hotels and restaurants
- Public buildings

Product benefits

- Compatible with LED driver DR DALI-P -30/220-240/700 and DR DALI-P -42/220-240/1A0 (4058075845367, 4058075845381)
- Simple upgrade to dimmable LED system
- Hassle free application, no ballast compatibility check necessary
- Suitable for emergency lighting (self-contained battery pack)
- 5 years guarantee

Product features

- Designed to power with LED DRIVER DALI PERFORMANCE
- Single-ended round LED lamp
- Suitable illumination within ambient temperatures from -20...+45 °C
- Lifetime (L70/B50) up to 50,000 h (at 25 °C)
- LED replacement for traditional T5 fluorescent circular lamps



TECHNICAL DATA

Electrical data

Nominal wattage	21.5 W
Construction wattage	21.50 W
Nominal voltage	33 V
Operating mode	EXT
Nominal current	650 mA
Type of current	DC
Inrush current	3.3 A ¹⁾
Operating frequency	0 Hz
Mains frequency	0 Hz
Total harmonic distortion	< 20 %
Power factor λ	0.90

1) @Th50 220us

Photometrical data

Luminous flux	2900 lm
Luminous efficacy	134 lm/W
Lumen main.fact.at end of nom.life time	0.70
Light color (designation)	Warm White
Color temperature	3000 K
Color rendering index Ra	80
Light color	830
Standard deviation of color matching	≤5 sdc _m
Rated LLMF at 6,000 h	0.90
Flickering metric (Pst LM)	<1
Stroboscope effect metric (SVM)	<0,4



EPREL data spectral diagram PROF
LEDr 3000K

Light technical data

Beam angle	120 °
Warm-up time (60 %)	≤ 2.00 s
Starting time	< 1.0 s

Dimensions & Weight



Overall length	300.00 mm
Length with base excl. base pins/connection	300,00 mm
Diameter	16.50 mm
Tube diameter	16.5 mm
Maximum diameter	20 mm
Product weight	121.00 g

Temperatures & operating conditions

Ambient temperature range	-20...+45 °C ¹⁾
Maximum temperature at tc test point	67 °C

1) Temperature surrounding the lamp - for enclosed luminaires: temperature inside of the luminaire

Lifespan

Lifespan L70/B50 at 25 °C	50000 h
Number of switching cycles	200000
Lumen maintenance at end of service lifetime	0.70
Rated lamp survival factor at 6,000 h	0.90

Additional product data

Base (standard designation)	2GX13
Mercury content	0.0 mg
Mercury-free	Yes

Capabilities

Dimmable	Yes
----------	-----

Certificates & Standards

Energy efficiency class	E ¹⁾
Energy consumption	22.00 kWh/1000h
Type of protection	IP20
Standards	CE / UKCA
Photobiological safety group acc. to EN62778	RG0

¹⁾ Energy efficiency class (EEC) on a scale of A (highest efficiency) to G (lowest efficiency)

Country-specific categorizations

Order reference	LEDT5 FC40/55 E
-----------------	-----------------

LOGISTICAL DATA

Temperature range at storage	-20...+80 °C
------------------------------	--------------

Energy labelling regulation data acc EU 2019/2015

Lighting technology used	LED
Non-directional or directional	NDLS
Mains or non-mains	NMLS
Light source cap-type (or other electric interface)	2GX13
Connected light source (CLS)	No
Color-tuneable light source	No
Envelope	No
High luminance light source	No
Anti-glare shield	No
Correlated colour temperature type	SINGLE_VALUE
Standby power	0 W
Claim of equivalent power	No
Length	300.00 mm
Height	16.50 mm
Width	16.50 mm
Chromaticity coordinate x	0,433
Chromaticity coordinate y	0,403
R9 Colour rendering index	5
Beam angle correspondence	SPHERE_360

Survival factor	0,90
Displacement factor	0,90
LED light source replaces a fluorescent light source	No
EPREL ID	1956104
Model number	AC63042






Accessories Mandatory







Product image	Product name	EAN
	DR DALI-P -30/220-240/700	4058075845367
	DR DALI-P -42/220-240/1A0	4058075845381

Safety advice

- Suitable for indoor applications.
- The operating temperature range of LED tube is restricted. In case of doubt regarding suitability of the application please measure Tc temperature on the product prior to installation.
- Not suitable for operation with 230 V line voltage or electronic control gear.
- Disconnect mains before installation.

DOWNLOAD DATA

Documents and certificates	Document name
 User instruction / safety instructions	LEDT5 FC22 FC40/55 EXT P
 Legal information	Informationstext 18 Abs 4 ElektroG
 Declarations of conformity	LED T5 FC EXT
 Declarations of conformity UKCA	LED T5 FC EXT
Photometric and lighting design files	Document name
 IES file (IES)	LED T5 EXT FC40 55 P 21.5W 830 2GX13 LEDV

Photometric and lighting design files		Document name
	LDT file (Eulumdat)	LED T5 EXT FC40 55 P 21.5W 830 2GX13 LEDV
	UGR file (UGR table)	LED T5 EXT FC40 55 P 21.5W 830 2GX13 LEDV
	Light distribution curve type cone	LED T5 EXT FC40 55 P 21.5W 830 2GX13 LEDV
	Light distribution curve type polar	LED T5 EXT FC40 55 P 21.5W 830 2GX13 LEDV
	Spectral power distribution	EPREL data spectral diagram PROF LEDr 3000K
Tender texts		Document name
	Tender documents	LED T5 FC EXTERNAL P 21.5W 830 2GX13-EN

LOGISTICAL DATA

Product code	Packaging unit (Pieces/Unit)	Dimensions (length x width x height)	Gross weight	Volume
4099854300868	Folding box 1	26 mm x 307 mm x 308 mm	229.00 g	2.46 dm ³
4099854300875	Shipping box 10	325 mm x 274 mm x 333 mm	2904.00 g	29.65 dm ³

The mentioned product code describes the smallest quantity unit which can be ordered. One shipping unit can contain one or more single products. When placing an order, for the quantity please enter single or multiples of a shipping unit.

References / Links

– For current information see www.ledvance.com/ledtube

DISCLAIMER

Subject to change without notice. Errors and omission excepted. Always make sure to use the most recent release.