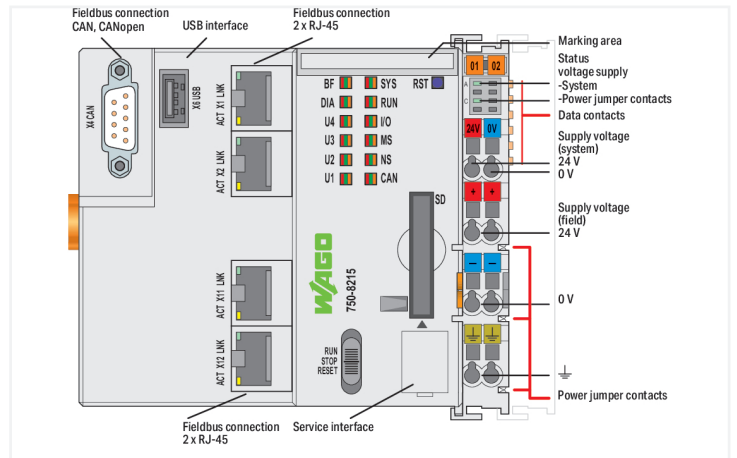


PFC200 Communication Options Overview

Option	Module	Ordering Code	Notes
CAN	Standard CAN	750-8215	
	Standard CANopen	750-8215	
	Standard CANopen (with PROFIBET I-Device)	750-8215	
	Standard CANopen (with PROFIBET I-Device and PROFIBET I-Device)	750-8215	
ETHERNET	Standard Ethernet	750-8215	
	Standard Ethernet (with PROFIBET I-Device)	750-8215	
	Standard Ethernet (with PROFIBET I-Device and PROFIBET I-Device)	750-8215	
	Standard Ethernet (with PROFIBET I-Device and PROFIBET I-Device)	750-8215	
USB	Standard USB	750-8215	
	Standard USB (with PROFIBET I-Device)	750-8215	
	Standard USB (with PROFIBET I-Device and PROFIBET I-Device)	750-8215	
	Standard USB (with PROFIBET I-Device and PROFIBET I-Device)	750-8215	



The PFC200 Controller is a compact PLC for the modular WAGO I/O System. Besides network and fieldbus interfaces, this controller supports all digital and analog input/output modules, as well as specialty modules found within the 750/753 Series.  
 Four ETHERNET interfaces and an integrated switch enable line topology wiring.  
 An integrated Webserver provides user configuration options, while displaying PFC200 status information.  
 Besides the processing industry and building automation, typical applications for the PFC200 include standard machinery and equipment control (e.g., packaging, bottling and manufacturing systems, as well as textile, metal and wood processing machines).

Advantages:

- Programming per IEC 61131-3
- Programmable with CODESYS V3.5 from Firmware Release 23 or **e!COCKPIT** up to Firmware Release 22
- Direct connection of WAGO's I/O modules
- 4 x ETHERNET (configurable), CAN, CANopen, PROFINET I-Device
- Linux® operating system with PREEMPT\_RT patch
- Configuration via CODESYS or Web-Based-Management user interface
- Maintenance-free

Technical data	
Communications	PROFINET RT CANopen Modbus TCP master/slave Modbus (UDP), WagoAppPlcModbus Library ETHERNET EtherNet/IP™ Adapter (slave) EtherNet/IP™ Scanner EtherCAT® Master OPC UA Server/Client OPC UA Pub/Sub (can be installed later) MQTT Telecontrol protocols, <b>requires an additional license</b>
ETHERNET protocols	DHCP DNS NTP FTP FTPS SNMP HTTP HTTPS SSH
Telecontrol protocols	IEC 60870 (additional license as slave or master) IEC 61850 (additional license as Client or Server) DNP3 (additional license as Slave or Master)
Visualization	Web-Visu
Operating system	Real-time Linux (with PREEMPT_RT patch)
CPU	Cortex A8; 1 GHz
Programming languages per IEC 61131-3	Instruction List (IL) Ladder Diagram (LD) Function Block Diagram (FBD) Continuous Function Chart (CFC) Structured Text (ST) Sequential Function Chart (SFC)
Programming environment	CODESYS V3.5, Firmware Release 23 or higher <b>e!COCKPIT</b> (based on CODESYS V3) up to Firmware Release 22
Configuration options	CODESYS V3 <b>e!COCKPIT</b> WAGO-I/O-CHECK Web-Based Management <b>e!RUNTIME</b> library CODESYS Library
Transmission rate	ETHERNET: 10/100 Mbit/s
Transmission medium (communication/fieldbus)	ETHERNET: Twisted pair S-UTP; 100 Ω; Cat. 5; 100 m maximum cable length
Main memory (RAM)	512 MB
Internal memory (flash)	4096 MB
Non-volatile hardware memory	128 KB
Program memory	32 MB
Data memory	128 MB
Non-volatile software memory	128 KB
Type of memory card	SD and SDHC up to 32 GB (all guaranteed properties only valid with WAGO's memory card)
Memory Card Slot	Push-push mechanism; cover lid (sealable)
Number of modules per node (max.)	250
Number of modules without a bus extension (max.)	64
Input and output process image (internal) max.	1000 words/1000 words
Input and output process image (Modbus®) max.	CODESYS V3: 32000 words/32000 words
Input and output process image (CAN) max.	2000 words/2000 words
Device-specific	PROFINET IO features: PROFINET IO V2.3; Media redundancy (MRP); Shared device
Drift – system clock (25 °C)	20 ppm
Drift – Real Time Clock (25 °C)	3 ppm
RTC backup time (25 °C)	30 days
Indicators	LED (SYS; RUN; I/O; CAN; BF; DIA; U1 ... U4) red/green/orange: status system; program; local bus; CANopen; PROFINET; PROFINET diagnostics; status programmable by user (can be used via CODESYS library); LED (A, B) green: system power supply status; field supply
Supply voltage (system)	24 VDC (-25 ... +30 %); via pluggable connector (CAGE CLAMP® connection)
Input current (typ.) at nominal load (24 V)	550 mA
Total current (system supply)	1700 mA

### Technical data

Supply voltage (field)	24 VDC (-25 ... +30 %); via power jumper contacts
Current carrying capacity (power jumper contacts)	10 A
Number of outgoing power jumper contacts	3
Isolation	500 V system/field

### Connection Data

Connection technology: communication/fieldbus	PROFINET: 2 x RJ-45; CANopen: 1 x D-sub 9 plug; Modbus (TCP, UDP): 2 x RJ-45
Connection technology: system supply	2 x CAGE CLAMP®
Connection technology: field supply	6 x CAGE CLAMP®
Connectable conductor materials	Copper
Connection type	System/field supply
Solid conductor	0.08 ... 2.5 mm <sup>2</sup> / 28 ... 14 AWG
Fine-stranded conductor	0.08 ... 2.5 mm <sup>2</sup> / 28 ... 14 AWG
Strip length	8 ... 9 mm / 0.31 ... 0.35 inches
Connection technology: device configuration	1 x Male connector; 4-pole

### Physical data

Width	112 mm / 4.409 inches
Height	100 mm / 3.937 inches
Depth	71.9 mm / 2.831 inches
Depth from upper-edge of DIN-rail	64.7 mm / 2.547 inches

### Mechanical data

Mounting type	DIN-35 rail
---------------	-------------

### Material data

Housing material	Polycarbonate; polyamide 6.6
Fire load	2.447 MJ
Weight	255.6 g
Conformity marking	CE

### Environmental requirements

Ambient temperature (operation)	0 ... +55 °C
Ambient temperature (storage)	-25 ... +85 °C
Protection type	IP20
Pollution degree	2 per IEC 61131-2
Operating altitude	without temperature derating: 0 ... 2000 m; with temperature derating: 2000 ... 5000 m (0.5 K/100 m); 5000 m (max.)
Mounting position	Horizontal left, horizontal right, horizontal top, horizontal bottom, vertical top and vertical bottom
Relative humidity (without condensation)	95 %
Vibration resistance	4g per IEC 60068-2-6
Shock resistance	15g per IEC 60068-2-27
EMC immunity to interference	per EN 61000-6-2, marine applications
EMC emission of interference	per EN 61000-6-4, marine applications
Exposure to pollutants	per IEC 60068-2-42 and IEC 60068-2-43
Permissible H <sub>2</sub> S contaminant concentration at a relative humidity 75 %	10 ppm
Permissible SO <sub>2</sub> contaminant concentration at a relative humidity 75 %	25 ppm

### Commercial data

PU (SPU)	1 pcs
Packaging type	Box
Country of origin	DE
GTIN	4055143852883
Customs tariff number	85371091990

### Product Classification

UNSPSC	32151705
ETIM 9.0	EC000236
ETIM 10.0	EC000236
ECCN	NO US CLASSIFICATION

### Environmental Product Compliance

CAS-No.	1303-86-2 1317-36-8 693-98-1 7439-92-1 79-94-7
REACH Candidate List Substance	2,2',6,6'-tetrabromo-4,4'-isopropylidenediphenol 2-methylimidazole Diboron trioxide Lead Lead monoxide Perfluorobutane sulfonic acid (PFBS) and its salts
RoHS Compliance Status	Compliant,With Exemption
RoHS Exemption	6(c) 7(a) 7(c)-I 7(c)-II
SCIP notification number (Austria)	9cbbb60f-a997-4e48-8422-92c84b816798
SCIP notification number (Belgium)	0723ad08-a23e-422d-9b39-a535e2f35271
SCIP notification number (Bulgaria)	99ffcbe3-fdd3-47db-939d-4033537728af
SCIP notification number (Czech Republic)	8efe0eab-773f-4446-b171-690ce0026a98
SCIP notification number (Denmark)	f310c66d-438a-4ea8-86e7-b7f4920b5688
SCIP notification number (Finland)	3ac0680c-25bc-4547-bd1a-0318dde97082
SCIP notification number (France)	e54bbea0-1fea-4692-9767-400889699a1f
SCIP notification number (Germany)	a033c912-16a4-4ba3-914a-8f8321736161
SCIP notification number (Hungary)	b663a357-db44-4bee-baca-14984b2bee65
SCIP notification number (Italy)	759a221d-dea0-43c6-ad06-f662ab81be42
SCIP notification number (Netherlands)	c1dd4c88-d88f-4993-8c62-935581733bb5
SCIP notification number (Poland)	6417fd7d-643c-4642-9f93-b1246f595c09
SCIP notification number (Romania)	3538ac82-0215-468f-8c99-3e33cab43202
SCIP notification number (Sweden)	24816a0a-be2b-4893-9b7b-3d747f239fe5

### Approvals / Certificates

#### General approvals



Approval	Standard	Certificate Name
EAC GZO Almaty Standart	TP TC 020/2011	EAC CoC 03083
KC National Radio Research Agency	Article 58-2, Clause 3	MSIP-REM-W43-PFC750

#### General approvals

UL Underwriters Laboratories Inc. (ORDINARY LOCATI- ONS)	-	E175199
---	---	---------

Declarations of conformity and manufacturer's declarations

Approval	Standard	Certificate Name
EU-Declaration of Conformity WAGO GmbH & Co. KG	-	-
UK-Declaration of Conformity WAGO GmbH & Co. KG	-	-

Approvals for marine applications



Approval	Standard	Certificate Name
BSH Bundesamt fuer Seeschifffahrt und Hydrographie	-	1104
BV Bureau Veritas S.A.	Rules for class. of Steel Ships	66711/A0
DNV DNV GL SE	DNV-CG-0339, Aug. 2021	TAA0000194
KR Korean Register of Shipping	-	KR HMB05880-AC001
PRS Polski Rejestr Statków	-	TE/1101/880590/23

Approvals for hazardous areas



Approval	Standard	Certificate Name
ATEX TUEV Nord Cert GmbH	EN 60079-0	TUEV14ATEX148929X (II 3 G Ex ec IIC T4 Gc)
CCCEX CQST/CNEX	CNCA-C23-01	2020312310000213 (Ex ec IIC T4 Gc)
IECEX TUEV Nord Cert GmbH	IEC 60079-0	IECEX TUN 14.0035 X (Ex ec IIC T4 Gc)
INMETRO TÜV Rheinland do Brasil Ltda.	IEC 60079-0	TÜV 12.1297 X
UKEx WAGO GmbH & Co. KG	EN 60079-0	UKCA_WA GO22UKEX003X_ec
UL Underwriters Laboratories Inc. (HAZARDOUS LOCATIONS)	UL 121201	E198726

Downloads

Environmental Product Compliance

Compliance Search

Environmental Product Compliance 750-8215	↓
---	---

**Documentation**

Manual			
Function Manual for PFC100 2nd Generation, PFC200 2nd Generation and PFC300	3621366155   5   en-US   2026-02-03 07:08 06.02.2026	pdf 2460.24 KB	<a href="#">↓</a>
Product Manual PFC200; G2; 4ETH CAN USB	2388162699   2   en-US   8/6/2024 10:03 07.08.2024	pdf 3417.64 KB	<a href="#">↓</a>
System Manual Series 750/753			
Product Manual OPC UA Mapping Editor	V 1.1.0 11.03.2022	pdf 3314.23 KB	<a href="#">↓</a>
OPC-UA Mapping Editor			
Migration Guide	2023631499   9   en-US   2026-01-15 14:41 20.01.2026	pdf 2705.60 KB	<a href="#">↓</a>
Migrationsleitfaden von e!COCKPIT-Projekten zu CODESYS V3.5			

System Description		
Overview on WAGO-I/O-SYSTEM 750 approvals	pdf 770.48 KB	<a href="#">↓</a>
Controller PFC100/200, General Product Information	pdf 578.66 KB	<a href="#">↓</a>

Tutorial			
Establish connection to a controller using SSH	1.0 05.08.2017	mp4 28368.02 KB	<a href="#">↓</a>
Set IP address with Ethernet Settings	3.0 18.12.2017	mp4 86272.82 KB	<a href="#">↓</a>

Additional Information			
WAGO OPC UA Server	V 1.1.0 28.01.2021	pdf 1132.87 KB	<a href="#">↓</a>

Bid Text			
750-8215	08.03.2019	xml 7.47 KB	<a href="#">↓</a>
750-8215	08.03.2019	docx 20.61 KB	<a href="#">↓</a>

Instruction Leaflet			
CCC Ex (Additional information)	26.04.2023	pdf 159.76 KB	<a href="#">↓</a>

**Application Notes**

Application Note CoDeSys 2.3			
Application note for installing a MySQL-Server on a PFC-Controller	1.0.4 16.05.2019	zip 4392.22 KB	<a href="#">↓</a>
HART Tool Routing via PROFIBUS with 750-833 and 750-333 (a116140)	1.0.0 22.03.2019	pdf 5214.96 KB	<a href="#">↓</a>

Application Note e!COCKPIT			
eCOCKPIT application note installation MySQL-Server	1.0.3 09.09.2019	pdf 1868.46 KB	<a href="#">↓</a>
CODESYS 3 Application Note WagoAppCloud	2022-11-04 04.11.2022	zip 2678.52 KB	<a href="#">↓</a>
HART Tool Routing via ETHERNET with 750-820x and e!RUNTIME (a116130)	1.0.0 22.03.2019	pdf 2867.01 KB	<a href="#">↓</a>
SNMP Communication (a500850)	1.1.0 20.02.2020	zip 3743.05 KB	<a href="#">↓</a>

### CAD/CAE-Data

CAD data		CAE data	
2D/3D Models 750-8215	<a href="#">↓</a>	EPLAN Data Portal 750-8215	<a href="#">↓</a>
		ZUKEN Portal 750-8215	<a href="#">↓</a>

### Engineering-Software

Configuration and Commissioning Software			
CODESYS V3.5		png 315.13 KB	<a href="#">↓</a>
(759-316) WAGO Ethernet Settings / Serie 750	06.18.01.01 02.09.2021	zip 26678.54 KB	<a href="#">↓</a>
WAGUpload	1.16.1.0 02.02.2022	zip 12111.45 KB	<a href="#">↓</a>

### Runtime Software

Firmware			
Image Update (SD Karte) PFC100/200 für Codesys V2.3 u. Elcockpit	V 22 SP1 12.12.2022	zip 205815.20 KB	<a href="#">↓</a>
PFC200, Firmware Update für CoDeSys V3.5	V 23 24.02.2023	zip 167985.38 KB	<a href="#">↓</a>
WUP Update (WAGUploadTool) PFC100/200 Codesys V2,3 u. Elcockpit	V 22 SP1 12.12.2022	zip 203580.70 KB	<a href="#">↓</a>









### Libraries

Device Description File		Library		
750-914; EDS file for CANopen / 750, 752 and 767 Series	XT 12.03.2021	zip 1728.38 KB		<a href="#">↓</a>
		Library WagoLib-Cloud_02.lib	2.2.4 21.01.2020	zip 56.21 KB <a href="#">↓</a>

### 1 Compatible Products

#### 1.1 Product Expansions

##### 1.1.1 Runtime software

 <b>Item No.: 2759-2293/211-1000</b> Runtime; DNP3 Master; M; Single License; Online activation	 <b>Item No.: 2759-2290/211-1000</b> Runtime; DNP3 Slave; Single License; Online activation	 <b>Item No.: 2759-293/211-1000</b> Runtime; IEC60870 Master; M; Single License; Online activation	 <b>Item No.: 2759-290/211-1000</b> Runtime; IEC60870 Slave; Single License; Online activation
 <b>Item No.: 2759-2243/211-1000</b> Runtime; IEC61850 Client; M; Single License; Online activation	 <b>Item No.: 2759-2240/211-1000</b> Runtime; IEC61850 Server; Single License; Online activation	 <b>Item No.: 2759-248/211-1000</b> Runtime; Multi Cloud Connectivity; Single License; Online activation	 <b>Item No.: 2759-247/211-1000</b> Runtime; Sparkplug; Single License; Online activation

## 1.2 Optional Accessories

### 1.2.1 Cables and connectors

#### 1.2.1.1 Connector plug



**Item No.: 750-979/000-011**  
Connector ETHERNET; RJ-45; Cat. 6A; angled; Code T568A; AWG 22; Strain relief



**Item No.: 750-979/000-021**  
Connector ETHERNET; RJ-45; Cat. 6A; angled; Code T568A; AWG 24; Strain relief



**Item No.: 750-979/000-012**  
Connector ETHERNET; RJ-45; Cat. 6A; angled; Code T568B; AWG 22; Strain relief



**Item No.: 750-979/000-022**  
Connector ETHERNET; RJ-45; Cat. 6A; angled; Code T568B; AWG 24; Strain relief



**Item No.: 750-977/000-011**  
Connector ETHERNET; RJ-45; Cat. 6A; straight; Code T568A; AWG 22



**Item No.: 750-978/000-011**  
Connector ETHERNET; RJ-45; Cat. 6A; straight; Code T568A; AWG 22; Strain relief



**Item No.: 750-977/000-021**  
Connector ETHERNET; RJ-45; Cat. 6A; straight; Code T568A; AWG 24



**Item No.: 750-978/000-021**  
Connector ETHERNET; RJ-45; Cat. 6A; straight; Code T568A; AWG 24; Strain relief



**Item No.: 750-977/000-012**  
Connector ETHERNET; RJ-45; Cat. 6A; straight; Code T568B; AWG 22



**Item No.: 750-978/000-012**  
Connector ETHERNET; RJ-45; Cat. 6A; straight; Code T568B; AWG 22; Strain relief



**Item No.: 750-977/000-022**  
Connector ETHERNET; RJ-45; Cat. 6A; straight; Code T568B; AWG 24



**Item No.: 750-978/000-022**  
Connector ETHERNET; RJ-45; Cat. 6A; straight; Code T568B; AWG 24; Strain relief



**Item No.: 750-979/000-013**  
Connector PROFINET; RJ-45; Cat. 6A; angled; AWG 22; Strain relief



**Item No.: 750-977/000-013**  
Connector PROFINET; RJ-45; Cat. 6A; straight; AWG 22



**Item No.: 750-978/000-013**  
Connector PROFINET; RJ-45; Cat. 6A; straight; AWG 22; Strain relief



**Item No.: 750-975**  
ETHERNET RJ-45 connector, IP20; ETHERNET 10/100 Mbit/s; for field assembly



**Item No.: 750-963**  
Fieldbus Connector CANopen; with D-sub female connector; 9-pole



**Item No.: 750-976**  
PROFINET RJ-45 connector, IP20; ETHERNET 10/100 Mbit/s; for field assembly

### 1.2.2 Communication

#### 1.2.2.1 Communication cable



**Item No.: 750-923/000-001**  
Configuration cable; USB connector; Length: 5 m

### 1.2.3 DIN-rail

#### 1.2.3.1 Mounting accessories



**Item No.: 210-196**  
Aluminum carrier rail; 35 x 8.2 mm; 1.6 mm thick; 2 m long; unslotted; similar to EN 60715; silver-colored



**Item No.: 210-198**  
Copper carrier rail; 35 x 15 mm; 2.3 mm thick; 2 m long; unslotted; according to EN 60715; copper-colored



**Item No.: 210-197**  
Steel carrier rail; 35 x 15 mm; 1.5 mm thick; 2 m long; slotted; similar to EN 60715; silver-colored



**Item No.: 210-114**  
Steel carrier rail; 35 x 15 mm; 1.5 mm thick; 2 m long; unslotted; similar to EN 60715; silver-colored



**Item No.: 210-118**  
Steel carrier rail; 35 x 15 mm; 2.3 mm thick; 2 m long; unslotted; according to EN 60715; silver-colored



**Item No.: 210-115**  
Steel carrier rail; 35 x 7.5 mm; 1 mm thick; 2 m long; slotted; according to EN 60715; "Hole width 18 mm; silver-colored



**Item No.: 210-112**  
Steel carrier rail; 35 x 7.5 mm; 1 mm thick; 2 m long; slotted; according to EN 60715; "Hole width 25 mm; silver-colored



**Item No.: 210-113**  
Steel carrier rail; 35 x 7.5 mm; 1 mm thick; 2 m long; unslotted; according to EN 60715; silver-colored

### 1.2.4 Marking

#### 1.2.4.1 Group marker carrier



**Item No.: 750-107**  
Group marker carrier

#### 1.2.4.2 Marker

**Item No.: 2009-145/000-006**  
Mini-WSB Inline; for Smart Printer; 1700 pieces on roll; stretchable 5 - 5.2 mm; plain; snap-on type; blue

**Item No.: 2009-145/000-007**  
Mini-WSB Inline; for Smart Printer; 1700 pieces on roll; stretchable 5 - 5.2 mm; plain; snap-on type; gray

**Item No.: 2009-145/000-023**  
Mini-WSB Inline; for Smart Printer; 1700 pieces on roll; stretchable 5 - 5.2 mm; plain; snap-on type; green

**Item No.: 2009-145/000-012**  
Mini-WSB Inline; for Smart Printer; 1700 pieces on roll; stretchable 5 - 5.2 mm; plain; snap-on type; orange

**Item No.: 2009-145/000-005**  
Mini-WSB Inline; for Smart Printer; 1700 pieces on roll; stretchable 5 - 5.2 mm; plain; snap-on type; red

**Item No.: 2009-145/000-024**  
Mini-WSB Inline; for Smart Printer; 1700 pieces on roll; stretchable 5 - 5.2 mm; plain; snap-on type; violet

**Item No.: 2009-145**  
Mini-WSB Inline; for Smart Printer; 1700 pieces on roll; stretchable 5 - 5.2 mm; plain; snap-on type; white

**Item No.: 2009-145/000-002**  
Mini-WSB Inline; for Smart Printer; 1700 pieces on roll; stretchable 5 - 5.2 mm; plain; snap-on type; yellow



**Item No.: 248-501/000-006**  
Mini-WSB marking card; as card; not stretchable; plain; snap-on type; blue

**Item No.: 248-501/000-007**  
Mini-WSB marking card; as card; not stretchable; plain; snap-on type; gray

**Item No.: 248-501/000-023**  
Mini-WSB marking card; as card; not stretchable; plain; snap-on type; green

**Item No.: 248-501/000-017**  
Mini-WSB marking card; as card; not stretchable; plain; snap-on type; light green



**Item No.: 248-501/000-012**  
Mini-WSB marking card; as card; not stretchable; plain; snap-on type; orange

**Item No.: 248-501/000-005**  
Mini-WSB marking card; as card; not stretchable; plain; snap-on type; red

**Item No.: 248-501/000-024**  
Mini-WSB marking card; as card; not stretchable; plain; snap-on type; violet

**Item No.: 248-501**  
Mini-WSB marking card; as card; not stretchable; plain; snap-on type; white



**Item No.: 248-501/000-002**  
Mini-WSB marking card; as card; not stretchable; plain; snap-on type; yellow

#### 1.2.4.3 Marker carrier



**Item No.: 750-103**  
Group marker carrier

### 1.2.5 Memory card

#### 1.2.5.1 Memory card



**Item No.: 758-879/000-2108**  
Memory Card SD; pSLC-NAND; 8 GB; Temperature range: -40 to 90°C

**Item No.: 758-879/000-001**  
Memory Card SD; SLC-NAND; 2 GByte; Temperature from -40 to 90 °C

## 1.2.6 Shield termination

### 1.2.6.1 Shield clamping saddles



**Item No.: 790-108**

Shield clamping saddle; 11 mm wide; diameter of compatible conductor; 3 ... 8 mm



**Item No.: 790-208**

Shield clamping saddle; 12.4 mm wide; 3 ... 8 mm



**Item No.: 790-116**

Shield clamping saddle; 19 mm wide; diameter of compatible conductor; 7 ... 16 mm



**Item No.: 790-216**

Shield clamping saddle; 21.8 mm wide; 6 ... 16 mm



**Item No.: 790-124**

Shield clamping saddle; 27 mm wide; diameter of compatible conductor; 6 ... 24 mm



**Item No.: 790-220**

Shield clamping saddle; 30 mm wide; 6 ... 20 mm



**Item No.: 790-140**

Shield clamping saddle; diameter of compatible conductor

## 1.2.7 Software

### 1.2.7.1 Software Application



**Item No.: 2759-245/211-1000**

Library Controller Redundancy Master; Single License; Online activation

## 1.2.8 System enclosure

### 1.2.8.1 System enclosure



**Item No.: 850-825**

IP65 enclosure; Aluminium (RAL 7032); WxHxD (160x100x160 mm); 9 x M12, 4 x M20



**Item No.: 850-826**

IP65 enclosure; Aluminium (RAL 7032); WxHxD (240x100x160 mm); 4 x M20, 4 x M16, 14 x M12 cable grip



**Item No.: 850-827**

IP65 enclosure; Aluminium (RAL 7032); WxHxD (320x100x160 mm); 4 x M20, 8 x M16, 17 x M12 cable grip



**Item No.: 850-828**

IP65 enclosure; Aluminium (RAL 7032); WxHxD (480x100x160 mm); 4 x M20, 10 x M16, 35 x M12 cable grip



**Item No.: 850-826/002-000**

IP65 enclosure; Aluminium (RAL 7035); WxHxD (240x100x160 mm); 4 x M20, 4 x M16, 14 x M12 cable grip



**Item No.: 850-827/002-000**

IP65 enclosure; Aluminium (RAL 7035); WxHxD (320x100x160 mm); 4 x M20, 8 x M16, 17 x M12 cable grip



**Item No.: 850-828/002-000**

IP65 enclosure; Aluminium (RAL 7035); WxHxD (480x100x160 mm); 4 x M20, 10 x M16, 35 x M12 cable grip



**Item No.: 850-834**

IP65 enclosure; Polyester (RAL 7032); WxHxD (164x100x164 mm); 9 x M12, 4 x M20



**Item No.: 850-835**

IP65 enclosure; Polyester (RAL 7032); WxHxD (244x100x164 mm); 4 x M20, 4 x M16, 14 x M12 cable grip



**Item No.: 850-836**

IP65 enclosure; Polyester (RAL 7032); WxHxD (324x100x164 mm); 4 x M20, 8 x M16, 17 x M12 cable grip



**Item No.: 850-814/002-000**

IP65 enclosure; Sheet steel (RAL 7035); WxHxD (200x120x200 mm); without flange plate



**Item No.: 850-815/002-000**

IP65 enclosure; Sheet steel (RAL 7035); WxHxD (300x120x200 mm); without flange plate



**Item No.: 850-816/002-000**

IP65 enclosure; Sheet steel (RAL 7035); WxHxD (400x120x200 mm); without flange plate



**Item No.: 850-817/002-000**

IP65 enclosure; Sheet steel (RAL 7035); WxHxD (600x120x200 mm); without flange plate