

220-041 30W 4000K specific configuration

Post top light | black | 12/20/30/40W | 2700K/3300K/4000K

Introduction

Purpose of this Document

This document provides information for 220-041 30W 4000K. During measurement, the product is used in a different mode where output power, colour temperature and/or beam angle are changed from factory standard. These adjustments can be made without altering the product and are designed to be set by the installer. In most cases, the options are set through switches on the product.

Results

Total input power	29.8 W
Correlated Colour Temperature	4156 K
Total lumen output	2579 lm
Efficiency	87 lm/W

Electrical measurement details

Input Power

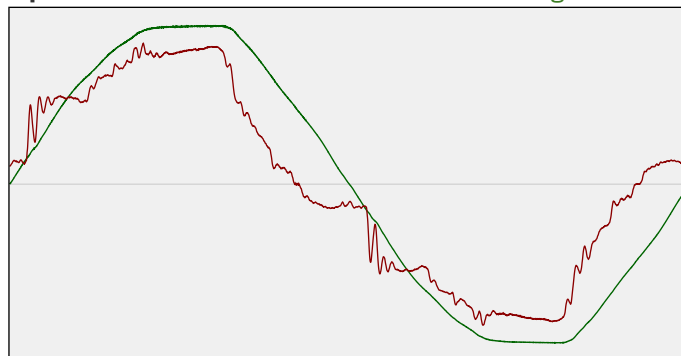
RMS Input voltage feed. V_{RMS}	231 V
RMS Input current feed. I_{RMS}	0.138 A
Total input power	29.8 W

Frequency of input power	50 Hz
Power factor	0.94
Displacement power factor	0.95

Total harmonic distortion of the current	18.59%
Total harmonic distortion of the voltage	2.85%

Input Power Curve

Voltage - Current



Efficiency

Radiated power efficiency: 24.9%



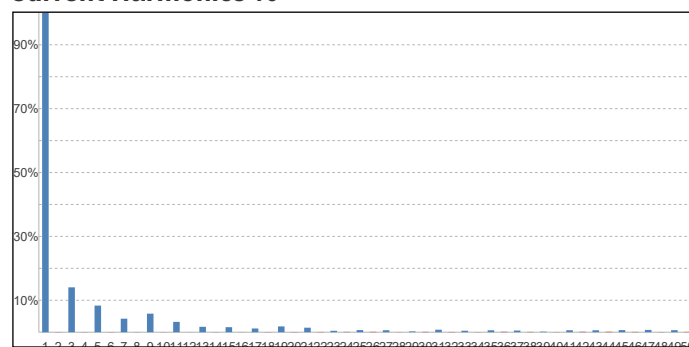
Lumen efficiency: 87 lm/W



Harmonics

3rd Harmonic	14.05%
5th Harmonic	8.33%
7th Harmonic	4.23%
9th Harmonic	5.8%
11th Harmonic	3.23%

Current Harmonics %



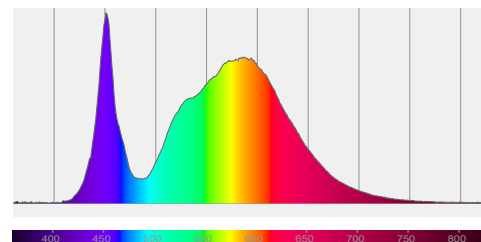
220-041 30W 4000K specific configuration

Colour measurement details

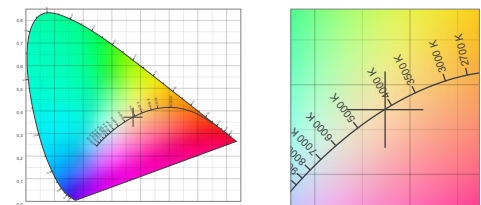
Total lumen output 2579 lm
 Correlated Colour Temperature 4156 K
 Colour coordinates CIE 1931 (x;y) = (0.374;0.372)
 Colour deviation from BBL Duv = -0.0002

TM30-18 Colour Fidelity Index R_f 74.7
 TM30-18 Colour Gamut Index R_g 92.8
 Colour Rendering Index (Ra) CRI 73.0
 Colour Rendering Index. (red component) R_9 = -32.0

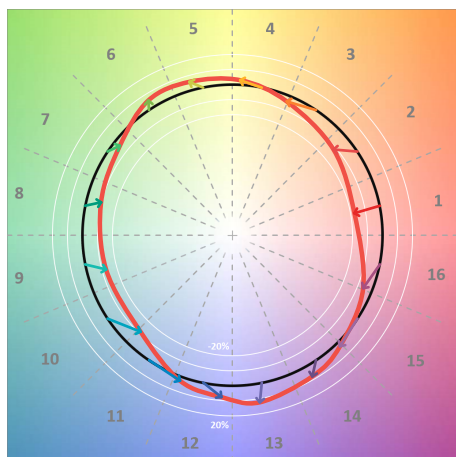
Colour Quality Scale CQS = 71.3
 Television Lighting Consistency Index TLCI = 47




Relative spectral power distribution



TM30 details

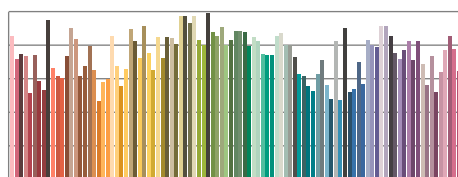


TM30 Colour vectors per hue bin

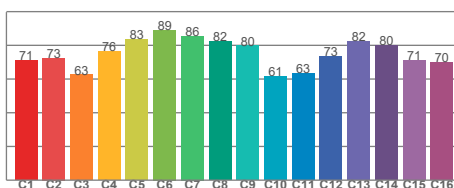


TM30 Colour distortion

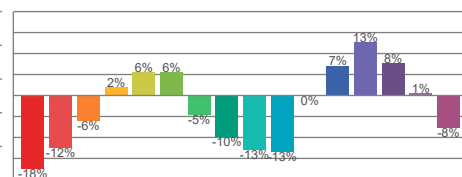
Hue Bin	R_f	Shifts (%)	
		Chroma	Hue
C1	71	-18%	-2%
C2	73	-12%	10%
C3	63	-6%	19%
C4	76	2%	15%
C5	83	6%	8%
C6	89	6%	-3%
C7	86	-5%	-8%
C8	82	-10%	-4%
C9	80	-13%	6%
C10	61	-13%	19%
C11	63	0%	25%
C12	73	7%	14%
C13	82	13%	-4%
C14	80	8%	-8%
C15	71	1%	-22%
C16	70	-8%	-18%



TM30-18 R_f -values per reference colour

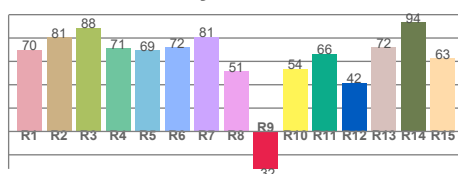


TM30-18 R_f -values per hue bin

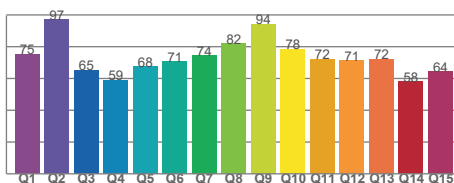


TM30 Chroma shift

Colour Quality details



Colour Rendering Index



Colour Quality Scale