


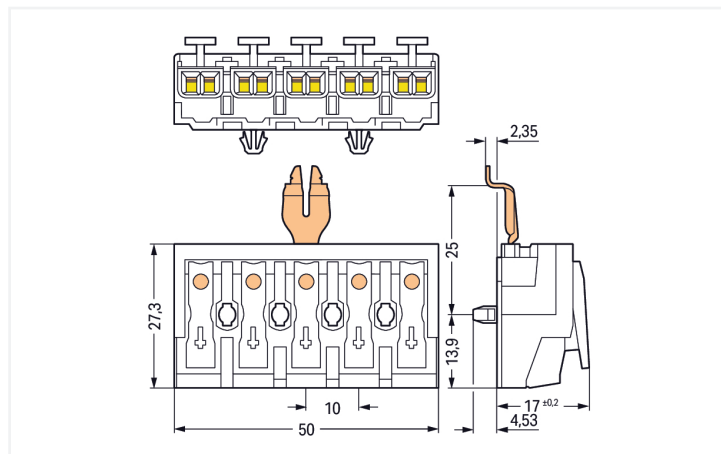
Data Sheet | Item Number: 294-5355

Lighting connector; push-button, external; with angled snap-in ground contact; 5-pole; Lighting side: for solid conductors; Inst. side: for all conductor types; max. 2.5 mm²; Surrounding air temperature: max 85°C (T85); white

<https://www.wago.com/294-5355>



Color: ■ white



Dimensions in mm

Field-wiring terminal block, 294 Series, push-button

Our field-wiring terminal block (item number 294-5355) is the ideal way to connect conductors quickly and easily. Strip lengths must be between 8 and 9 mm when connecting conductors to this field-wiring terminal block. Featuring four conductor terminals along with Push-in CAGE CLAMP® as well as PUSH WIRE®, this connector delivers reliable performance. Push-in CAGE CLAMP® technology provides a universal connection solution for all conductor types. It allows both solid and fine-stranded conductors with ferrules to be inserted directly into the clamping point without the need for tools. Our PUSH WIRE® connection uses the stiffness of the conductor to overcome the clamping spring's contact force, allowing faster and easier conductor clamping. Dimensions: (50 x 21.53 x 27.3) mm (width x height x depth). Depending on the type of conductor, this field-wiring terminal block is designed for conductor cross sections ranging from 0.5 mm² to 2.5 mm² on one side and for conductor cross sections from 0.5 mm² to 2.5 mm² on the other side as well as conductor cross sections from 0.5 mm² to 1.5 mm² and from 0.5 mm² to 0.75 mm².

The contact surface is coated with tin.

Electrical data

Ratings per	IEC/EN 60998-1		
Overvoltage category	III	III	II
Pollution degree	3	2	2
Nominal voltage	-	-	500 V
Rated impulse withstand voltage	-	-	4 kV
Rated current	-	-	24 A

Ratings per IEC/EN – Notes

Ratings (note)	Connection points
----------------	-------------------

Ratings per	IEC/EN 60998-2-2		
Overvoltage category	III	III	II
Pollution degree	3	2	2
Nominal voltage	-	-	500 V
Rated impulse withstand voltage	-	-	4 kV
Rated current	-	-	24 A

General information

Wiring direction	Side-entry wiring
------------------	-------------------

Connection Data

Clamping units	25
Total number of potentials	5
Number of connection types	4
PE function	Angled snap-in PE contact

Connection 1

Connection type	External 1
Connection technology	Push-in CAGE CLAMP®
Number of connection points	2
Actuation type	Push-button
Connectable conductor materials	Copper
Solid conductor	0.5 ... 2.5 mm ² / 18 ... 12 AWG
Solid conductor; push-in termination	0.5 ... 2.5 mm ² / 18 ... 12 AWG
Stranded conductor	0.5 ... 2.5 mm ² / 18 ... 14 AWG
Fine-stranded conductor	0.5 ... 2.5 mm ² / 18 ... 14 AWG
Fine-stranded conductor; with insulated ferrule	0.5 ... 1.5 mm ² / 18 ... 16 AWG
Fine-stranded conductor; with uninsulated ferrule	0.5 ... 1.5 mm ² / 18 ... 16 AWG
Fine-stranded conductor; with ferrule; push-in termination	0.5 mm ² / 18 AWG
Strip length	8 ... 9 mm / 0.31 ... 0.35 inches
Pole number	5
Wiring direction	Side-entry wiring

Connection 2

Connection type	Internal 2
Connection technology	PUSH WIRE®
Number of connection points	1
Actuation type	Push-in
Solid conductor	0.5 ... 2.5 mm ² / 18 ... 14 AWG
Fine-stranded conductor; with insulated ferrule	0.5 ... 1 mm ² / 18 ... 16 AWG
Fine-stranded conductor; with uninsulated ferrule	0.5 ... 1.5 mm ² / 18 ... 14 AWG
Strip length	8 ... 9 mm / 0.31 ... 0.35 inches

Connection 3

Connection type	Internal 3
Connection technology	PUSH WIRE®
Number of connection points	1
Actuation type	Push-in
Solid conductor	0.5 ... 1.5 mm ² / 18 ... 16 AWG
Fine-stranded conductor; with insulated ferrule	0.5 ... 0.75 mm ² / 18 AWG
Fine-stranded conductor; with uninsulated ferrule	0.5 ... 1 mm ² / 18 AWG
Strip length	8 ... 9 mm / 0.31 ... 0.35 inches

Connection 4

Connection type	Internal 4
Connection technology	PUSH WIRE®
Number of connection points	1
Actuation type	Push-in
Solid conductor	0.5 ... 0.75 mm ² / 18 AWG
Strip length	8 ... 9 mm / 0.31 ... 0.35 inches

Physical data

Pin spacing	10 mm / 0.394 inches
Width	50 mm / 1.969 inches
Height	21.53 mm / 0.848 inches
Height from the surface	17 mm / 0.669 inches
Depth	27.3 mm / 1.075 inches

Mechanical data

Marking	3-N-⊕-1-2
Mounting type	Snap-in foot

Material data

Note (material data)	Information on material specifications can be found here
Color	white
Material group	Illa
Insulation material (main housing)	Polycarbonate (PC)
Flammability class per UL94	V0
Clamping spring material	Chrome-nickel spring steel (CrNi)
Contact material	Electrolytic copper (E _{Cu})
Contact Plating	Tin
Fire load	0.302 MJ
Halogen-free	Yes
Weight	16.2 g

Environmental requirements

Temperature stability	120 °C
T marking	T85

Commercial data

Product Group	8 (Misc. Chassis Mount Blocks)
PU (SPU)	250 pcs
Packaging type	Bag
Country of origin	PL
GTIN	4050821098553
Customs tariff number	85369010000

Product Classification

UNSPSC	39121409
eCl@ss 10.0	27-14-11-06
eCl@ss 9.0	27-14-11-06
ETIM 9.0	EC001284
ETIM 10.0	EC001284
ECCN	NO US CLASSIFICATION

Environmental Product Compliance

REACH Candidate List Substance	Perfluorobutane sulfonic acid (PFBS) and its salts
RoHS Compliance Status	Compliant, No Exemption
SCIP notification number (Austria)	6e27e7d9-cc0d-4b96-9b0f-be9f6aadea5f
SCIP notification number (Belgium)	0c9804e0-bdc9-4f15-9b2c-25a30e0e77f5
SCIP notification number (Bulgaria)	df24ceba-f26f-40ae-87da-f3e584edc05e
SCIP notification number (Czech Republic)	930c1e5e-e62c-4c20-8ee6-41bc613e7901
SCIP notification number (Denmark)	f14c45a4-8cf4-4559-87e1-3304aa7caeaf
SCIP notification number (Finland)	ab431897-1d3a-45d4-b0a3-c4657137db09
SCIP notification number (France)	9031089c-b49c-4327-8585-03d5fb6f1fb3
SCIP notification number (Germany)	9096a320-cdb0-41a7-a426-6f252ab7cb97
SCIP notification number (Hungary)	43349314-e48d-421a-b29a-38ba42214539
SCIP notification number (Italy)	61c199d4-86c2-44de-be76-118bdb73d539
SCIP notification number (Netherlands)	aeba2065-a156-4e9b-868d-4afce9455fe6
SCIP notification number (Poland)	0515ea57-d01b-4317-b609-5023e90b85b9

Environmental Product Compliance

SCIP notification number (Romania)	fae02e36-e484-4378-be65-fa904788fc16
SCIP notification number (Sweden)	5fb871df-f513-4898-a652-7e193e4f9879

Approvals / Certificates

General approvals **Declarations of conformity and manufacturer's declarations**



Approval	Standard	Certificate Name
ENEC 05 DEKRA Certification B.V.	EN 60998	2128791.01

Approval	Standard	Certificate Name
EU-Declaration of Conformity WAGO GmbH & Co. KG	-	-
UK-Declaration of Conformity WAGO GmbH & Co. KG	-	-

Downloads

Environmental Product Compliance

Compliance Search
Environmental Product Compliance 294-5355 ↓

Documentation

Bid Text			
294-5355	19.02.2019	xml 5.60 KB	↓
294-5355	13.06.2017	doc 28.50 KB	↓

CAD/CAE-Data

CAD data
2D/3D Models 294-5355 ↓

CAE data
WSCAD Universe 294-5355 ↓
ZUKEN Portal 294-5355 ↓

1 Compatible Products

1.1 Optional Accessories

1.1.1 Strain relief

1.1.1.1 Strain relief



Item No.: 294-370

Strain relief; for 294 Series; with snap-in mounting feet; white

Item No.: 294-375

Strain relief; for 294 Series; without snap-in mounting feet; white

1.1.1.2 Strain relief plate



Item No.: 294-364

Strain relief plate; for 294 Series; for multi-core cables; 3- to 5-pole; with secured clamp; white

Item No.: 294-384

Strain relief plate; for 294 Series; for single strands; 3- to 5-pole; with secured clamp; white

1.1.2 Tool

1.1.2.2 Operating tool

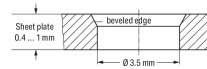
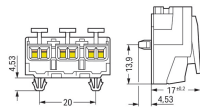
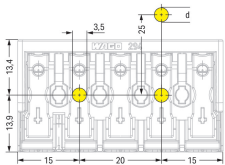


Item No.: 206-294

Disconnection tool; green

Installation Notes

Installation

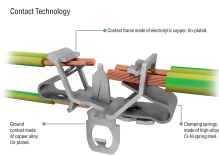


5-pole – with snap-in ground contact, d = 4.9 mm

Snap-in foot

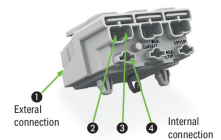
Drilled hole for snap-in mounting foot

Conductor termination



EUROPE
1 x 0.5 ... 2.5 mm ² *s*
1 x 0.5 ... 1.5 mm ² *s*
1 x 0.5 ... 0.75 mm ² *s*
AMERICA
1 x AWG 18 ... 14 *s*
1 x AWG 18 ... 16 *s*
1 x AWG 18 *s*
JAPAN
1 x 0.8 ... 1.6 mm diam. *s*
1 x 0.8 ... 1 mm diam. *s*
1 x 0.8 mm diam. *s*

EUROPE
2 x 0.5 ... 2.5 mm ² *s, str, f-str*
AMERICA
2 x AWG 18 ... 12 *s*
2 x AWG 18 ... 14 *s, f-str*
JAPAN
2 x 0.8 ... 2 mm diam. *s*
2 x 0.5 ... 2 mm ² *str, f-str*



Internal connection:
PUSH WIRE® for internal wiring with solid conductors

External connection:
Push-in CAGE CLAMP® for field-wiring with all conductor types



Terminating five conductors per pole – solid and fine-stranded.

