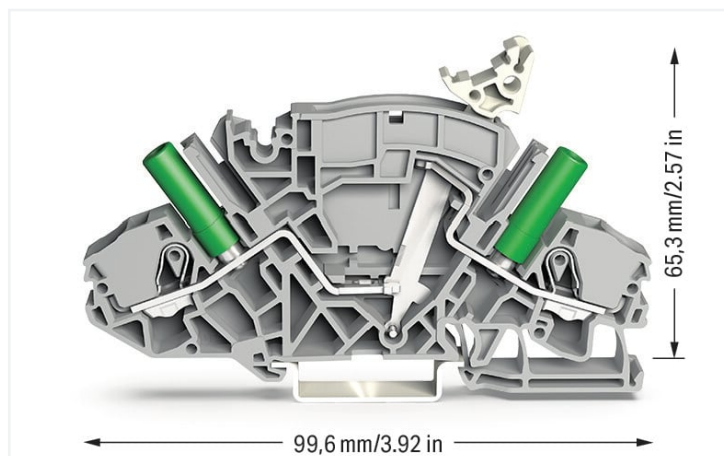


Data Sheet | Item Number: 2007-8811/044-000

2-conductor disconnect/test terminal block; e.g., voltage transformer circuits; with touch-proof test sockets; for 4 mm Ø test plugs; for DIN-rail 35 x 15 and 35 x 7.5; 6 mm²; Push-in CAGE CLAMP®; 6,00 mm²; gray

<https://www.wago.com/2007-8811/044-000>



Color: ■ gray



Electrical data

Ratings per IEC/EN

Nominal voltage (III/3)	500 V
Rated impulse voltage (III/3)	6 kV
Rated current	30 A
Legend (ratings)	(III / 3) ≙ Overvoltage category III / Pollution degree 3

Approvals per

UL 1059

Use group	B	C	D
Rated voltage	300 V	300 V	300 V
Rated current	30 A	30 A	10 A

Approvals per

CSA 22.2 No 158

Use group	B	C	D
Rated voltage	300 V	300 V	300 V
Rated current	30 A	30 A	10 A

Power Loss

Power loss, per pole (potential)	0.702 W
Rated current I_N for specified power loss	30 A
Resistance value for specified, current-dependent power loss	0.00078 Ω

Connection data

Connection points	2
Total number of potentials	2
Number of levels	1
Number of jumper slots	2

Connection 1

Connection technology	Push-in CAGE CLAMP®
Actuation type	Operating tool
Connectable conductor materials	Copper
Nominal cross-section	6 mm ² / 10 AWG
Solid conductor	0.5 ... 10 mm ² / 20 ... 8 AWG
Solid conductor; push-in termination	1 ... 10 mm ² / 14 ... 8 AWG
Fine-stranded conductor	0.5 ... 10 mm ² / 20 ... 8 AWG
Fine-stranded conductor; with insulated ferrule	0.5 ... 6 mm ² / 20 ... 10 AWG
Fine-stranded conductor; with uninsulated ferrule	1.5 ... 6 mm ² / 16 ... 10 AWG
Fine-stranded conductor; with ferrule; push-in termination	2.5 ... 6 mm ² / 16 ... 10 AWG
Strip length	13 ... 15 mm / 0.51 ... 0.59 inches
Wiring direction	Front-entry wiring

Physical data

Width	8 mm / 0.315 inches
Height	99.6 mm / 3.921 inches
Depth from upper-edge of DIN-rail	65.3 mm / 2.571 inches

Mechanical data

Mounting type	DIN-35 rail
Marking level	Center/side marking

Material data

Note (material data)	Information on material specifications can be found here
Color	gray
Material group	I
Insulation material	Polyamide (PA66)
Flammability class per UL94	V0
Fire load	0.427 MJ
Weight	28.1 g
Test socket color	green

Environmental requirements

Processing temperature	-35 ... +85 °C
Continuous operating temperature	-60 ... +105 °C

Commercial data

eCl@ss 10.0	27-14-11-26
eCl@ss 9.0	27-14-11-26
ETIM 8.0	EC000902
ETIM 7.0	EC000902
PU (SPU)	20 pcs
Packaging type	Box
Country of origin	CN
GTIN	4055143300278
Customs tariff number	85365080900

Environmental Product Compliance

CAS-No.	7439-92-1
REACH Candidate List Substance	Lead
RoHS Compliance Status	Compliant,With Exemption
RoHS Exemption	6(c)
SCIP notification number (Austria)	a7d728b0-aa30-4f89-85c3-413b14cafc3e
SCIP notification number (Belgium)	09bdd285-7c11-4b21-ad3a-c0b73f5a3187
SCIP notification number (Bulgaria)	48468c05-2332-4d1a-9a4f-3467a79e231e
SCIP notification number (Czech Republic)	8e6d9b66-5de3-4a92-968f-eedd4a7e4c56
SCIP notification number (Denmark)	56dff298-3c7b-4968-a979-491f96e33d09
SCIP notification number (Finland)	dabadbfe-6c15-4ac3-938d-0471fc087c10
SCIP notification number (France)	09c2e7f2-f36a-4ad7-92b0-bcac053c3295
SCIP notification number (Germany)	b9f181b9-0abf-441c-8be5-dc502bd598ef
SCIP notification number (Hungary)	a36f0be8-75c1-4a3a-a7dc-bddc5663ba8f
SCIP notification number (Italy)	f1480c89-d715-43c7-a878-0b3a775e0c63
SCIP notification number (Netherlands)	ff9d62d2-f7b0-4a3d-974c-44f46848f7ea
SCIP notification number (Poland)	bfa392c-5486-496f-8749-8e5db28dab69

Environmental Product Compliance

SCIP notification number (Romania)	e7489efe-a247-4123-be2c-89c373edb58a
SCIP notification number (Sweden)	5c08fec8-90e8-4bbe-a716-4a87053260d3

Approvals / Certificates

General approvals **Declarations of conformity and manufacturer's declarations**



Approval	Standard	Certificate Name
CCA DEKRA Certification B.V.	EN 60947	71-122099
CCA DEKRA Certification B.V.	EN 60947	NTR NL-7911
CSA DEKRA Certification B.V.	C22.2 No. 158	70009679
UL UL International Germany GmbH	UL 1059	E45172

Approval	Standard	Certificate Name
EU-Declaration of Conformity WAGO GmbH & Co. KG	-	-
Railway WAGO GmbH & Co. KG	-	Railway Ready
UK-Declaration of Conformity WAGO GmbH & Co. KG	-	-

Approvals for marine applications



Approval	Standard	Certificate Name
DNV GL Det Norske Veritas, Germanischer Lloyd	-	TAE00001V2

Downloads

Environmental Product Compliance

Compliance Search
Environmental Product Compliance 2007-8811/044-000 ↓

Documentation

Additional Information
Technical Section pdf 2240.62 KB ↓

CAD/CAE-Data

CAD data	CAE data
2D/3D Models 2007-8811/044-000	EPLAN Data Portal 2007-8811/044-000
	WSCAD Universe 2007-8811/044-000
	ZUKEN Portal 2007-8811/044-000

1 Compatible Products

1.1 Required Accessories

1.1.1 End plate

1.1.1.1 End plate



Item No.: 2007-8893 End plate; 1.5 mm thick; with lock-out seal option; gray	Item No.: 2007-8894 End plate; 1.5 mm thick; with lock-out seal option; orange	Item No.: 2007-8891 End plate; 1.5 mm thick; without lock-out seal option; gray	Item No.: 2007-8892 End plate; 1.5 mm thick; without lock-out seal option; orange
---	---	--	--

1.2 Optional Accessories

1.2.1 DIN-rail

1.2.1.1 Mounting accessories



Item No.: 210-196 Aluminum carrier rail; 35 x 8.2 mm; 1.6 mm thick; 2 m long; unslotted; similar to EN 60715; silver-colored	Item No.: 210-198 Copper carrier rail; 35 x 15 mm; 2.3 mm thick; 2 m long; unslotted; according to EN 60715; copper-colored	Item No.: 210-197 Steel carrier rail; 35 x 15 mm; 1.5 mm thick; 2 m long; slotted; similar to EN 60715; silver-colored	Item No.: 210-114 Steel carrier rail; 35 x 15 mm; 1.5 mm thick; 2 m long; unslotted; similar to EN 60715; silver-colored
Item No.: 210-118 Steel carrier rail; 35 x 15 mm; 2.3 mm thick; 2 m long; unslotted; according to EN 60715; silver-colored	Item No.: 210-115 Steel carrier rail; 35 x 7.5 mm; 1 mm thick; 2 m long; slotted; according to EN 60715; "Hole width 18 mm; silver-colored	Item No.: 210-112 Steel carrier rail; 35 x 7.5 mm; 1 mm thick; 2 m long; slotted; according to EN 60715; "Hole width 25 mm; silver-colored	Item No.: 210-113 Steel carrier rail; 35 x 7.5 mm; 1 mm thick; 2 m long; unslotted; according to EN 60715; silver-colored

1.2.2 Ferrule

1.2.2.1 Ferrule



Item No.: 216-262 Ferrule; Sleeve for 0.75 mm ² / 18 AWG; insulated; electro-tin plated; electrolytic copper; gastight crimped; acc. to DIN 46228, Part 4/09.90; gray	Item No.: 216-263 Ferrule; Sleeve for 1 mm ² / AWG 18; insulated; electro-tin plated; electrolytic copper; gastight crimped; acc. to DIN 46228, Part 4/09.90; red	Item No.: 216-264 Ferrule; Sleeve for 1.5 mm ² / AWG 16; insulated; electro-tin plated; electrolytic copper; gastight crimped; acc. to DIN 46228, Part 4/09.90; black	Item No.: 216-266 Ferrule; Sleeve for 2.5 mm ² / AWG 14; insulated; electro-tin plated; electrolytic copper; gastight crimped; acc. to DIN 46228, Part 4/09.90; blue
Item No.: 216-267 Ferrule; Sleeve for 4 mm ² / AWG 12; insulated; electro-tin plated; electrolytic copper; gastight crimped; acc. to DIN 46228, Part 4/09.90; gray	Item No.: 216-208 Ferrule; Sleeve for 6 mm ² / AWG 10; insulated; electro-tin plated; electrolytic copper; gastight crimped; acc. to DIN 46228, Part 4/09.90; yellow		

1.2.3 Installation

1.2.3.1 Cover



Item No.: [709-156](#)

Cover; Type 3; suitable for cover carrier, type 3; 1 m long; transparent

1.2.3.2 Cover carrier



Item No.: [709-169](#)

Cover carrier; Type 3; incl. fixing/retaining screws and knurled nut; suitable for 279 to 282 and 880 Series rail-mounted terminal blocks; suitable for 264 Series miniature rail-mounted terminal blocks; suitable for 270 Series sensor and actuator terminal blocks; gray

1.2.4 Jumper

1.2.4.1 Jumper



Item No.: [282-440](#)

Jumper; 10-way; insulated; orange



Item No.: [282-432](#)

Jumper; 2-way; insulated; orange



Item No.: [282-432/100-000](#)

Jumper; 2-way; insulated; orange



Item No.: [282-433](#)

Jumper; 3-way; insulated; orange



Item No.: [282-433/100-000](#)

Jumper; 3-way; insulated; orange



Item No.: [282-434](#)

Jumper; 4-way; insulated; orange



Item No.: [282-434/100-000](#)

Jumper; 4-way; insulated; orange



Item No.: [282-435](#)

Jumper; 5-way; insulated; orange



Item No.: [282-436](#)

Jumper; 6-way; insulated; orange



Item No.: [282-437](#)

Jumper; 7-way; insulated; orange



Item No.: [282-438](#)

Jumper; 8-way; insulated; orange



Item No.: [282-439](#)

Jumper; 9-way; insulated; orange



Item No.: [282-435/011-000](#)

Jumper; insulated; orange



Item No.: [282-435/300-000](#)

Jumper; insulated; orange



Item No.: [282-435/301-000](#)

Jumper; insulated; orange



Item No.: [282-436/301-000](#)

Jumper; insulated; orange



Item No.: [282-436/304-000](#)

Jumper; insulated; orange



Item No.: [282-437/011-000](#)

Jumper; insulated; orange



Item No.: [282-437/012-000](#)

Jumper; insulated; orange



Item No.: [282-438/300-000](#)

Jumper; insulated; orange



Item No.: [282-438/301-000](#)

Jumper; insulated; orange



Item No.: [282-439/011-000](#)

Jumper; insulated; orange

1.2.5 Locking system

1.2.5.1 Locking system



Item No.: 210-254

Interlocking link; mechanically locks multiple links; 1 m long; transparent



Item No.: 282-881

Locking cover; mechanically locks multiple links; 1-pole; transparent



Item No.: 282-882

Locking cover; mechanically locks multiple links; 2-pole; transparent



Item No.: 282-883

Locking cover; mechanically locks multiple links; 3-pole; transparent



Item No.: 282-884

Locking cover; mechanically locks multiple links; 4-pole; transparent



Item No.: 282-885

Locking cover; mechanically locks multiple links; 5-pole; transparent



Item No.: 282-886

Locking cover; mechanically locks multiple links; 6-pole; transparent



Item No.: 282-887

Locking cover; mechanically locks multiple links; 7-pole; transparent



Item No.: 282-888

Locking cover; mechanically locks multiple links; 8-pole; transparent

1.2.6 Lock-out

1.2.6.1 Locking system



Item No.: 2007-8899

Lock-out; for disconnect link; yellow

1.2.7 Marking

1.2.7.1 Marker



Item No.: 793-501/000-006

WMB marking card; as card; not stretchable; plain; snap-on type; blue



Item No.: 793-501/000-007

WMB marking card; as card; not stretchable; plain; snap-on type; gray



Item No.: 793-501/000-023

WMB marking card; as card; not stretchable; plain; snap-on type; green



Item No.: 793-501/000-017

WMB marking card; as card; not stretchable; plain; snap-on type; light green



Item No.: 793-501/000-012

WMB marking card; as card; not stretchable; plain; snap-on type; orange



Item No.: 793-501/000-005

WMB marking card; as card; not stretchable; plain; snap-on type; red



Item No.: 793-501/000-024

WMB marking card; as card; not stretchable; plain; snap-on type; violet

Item No.: 793-501

WMB marking card; as card; not stretchable; plain; snap-on type; white



Item No.: 793-501/000-002

WMB marking card; as card; not stretchable; plain; snap-on type; yellow



Item No.: 2009-115/000-006

WMB-Inline; for Smart Printer; 1500 pieces on roll; stretchable 5 - 5.2 mm; plain; snap-on type; blue



Item No.: 2009-115/000-007

WMB-Inline; for Smart Printer; 1500 pieces on roll; stretchable 5 - 5.2 mm; plain; snap-on type; gray



Item No.: 2009-115/000-023

WMB-Inline; for Smart Printer; 1500 pieces on roll; stretchable 5 - 5.2 mm; plain; snap-on type; green



Item No.: 2009-115/000-017

WMB-Inline; for Smart Printer; 1500 pieces on roll; stretchable 5 - 5.2 mm; plain; snap-on type; light green



Item No.: 2009-115/000-012

WMB-Inline; for Smart Printer; 1500 pieces on roll; stretchable 5 - 5.2 mm; plain; snap-on type; orange



Item No.: 2009-115/000-024

WMB-Inline; for Smart Printer; 1500 pieces on roll; stretchable 5 - 5.2 mm; plain; snap-on type; violet



Item No.: 2009-115

WMB-Inline; for Smart Printer; 1500 pieces on roll; stretchable 5 - 5.2 mm; plain; snap-on type; white



Item No.: 2009-115/000-002

WMB-Inline; for Smart Printer; 1500 pieces on roll; stretchable 5 - 5.2 mm; plain; snap-on type; yellow

1.2.7.2 Marker carrier



Item No.: 2009-198

Adaptor; gray

1.2.7.3 Marking strip



Item No.: 2009-110

Marking strips; for Smart Printer; on reel; not stretchable; plain; snap-on type; white

1.2.8 Protective warning marker

1.2.8.1 Cover



Item No.: 2006-115

Protective warning marker; for 5 terminal blocks; with high-voltage symbol, black; yellow

1.2.9 Screwless end stop

1.2.9.1 Mounting accessories



Item No.: 249-117

Screwless end stop; 10 mm wide; for DIN-rail 35 x 15 and 35 x 7.5; gray



Item No.: 249-116

Screwless end stop; 6 mm wide; for DIN-rail 35 x 15 and 35 x 7.5; gray

1.2.10 Tool

1.2.10.1 Operating tool




Item No.: 210-721

Operating tool; Blade: 5.5 x 0.8 mm; with a partially insulated shaft; multicoloured

Installation Notes

Commoning




Additional commoning option on the transformer side

Security



Lock-out prevents accidental operation of disconnect link.



Lock-out snaps into one of two notched positions.

Locking system



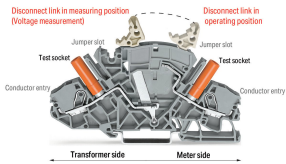
Using locking covers or profiles for adjacent terminal blocks allows disconnect links to be operated simultaneously.



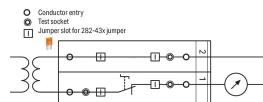
A lock-out seal can be used on the disconnect link in operating position I when combined with an end and separator plate (2007-8893 or 2007-8894).



Interlocking link mechanically locks multiple links for multi-pole switching applications.



Disconnect/Test Terminal Block (2007-8811)



Example for voltage transformer testing Measuring set for single-phase voltage transformer testing

Terminal blocks required:

1 x disconnect/test terminal block (2007-8811)

1 x through terminal block (2007-8801)


1 x end plate, orange (2007-8892)

In addition: locking cover, lock-out

Disconnecting the voltage transformer from the circuit: Move disconnect link from operating position to measurement position.

Voltage measurement: Connecting a measurement device via test socket on the meter side can only be performed after disconnection is complete (measuring point).

Marking



Marking via WMB Multi markers or marking strips.