

Data Sheet | Item Number: 812-102

Busbar terminal block; for (10 x 3) mm busbars; without push-buttons; Push-in CAGE CLAMP®; dark gray

<https://www.wago.com/812-102>



Color: ■ dark gray

Similar to illustration

Common potential terminal block, 812 Series, dark gray

Our common potential terminal block (item number 812-102) makes connecting wires quick and easy. Ensure that the strip lengths are 11 mm when connecting conductors to this common potential terminal block. Featuring conductor terminals along with Push-in CAGE CLAMP®, this connector is highly versatile. Push-in CAGE CLAMP® technology provides a universal connection solution for any type of conductor. It allows both solid and fine-stranded conductors with ferrules to be inserted directly into the clamping point without the need for tools. Dimensions: (75 x 30 x 27.5) mm (width x height x depth). This common potential terminal block is suitable for conductor cross sections ranging from 0.5 mm² to 4 mm².

Electrical data

Ratings per IEC/EN

Nominal voltage (III/3)	1000 V
Rated impulse withstand voltage (III / 3)	6 kV
Rated current	96 A
Legend (ratings)	(III / 3) Δ Overvoltage category III / Pollution degree 3

Ratings per IEC/EN – Notes

Rated current (note)	Current carrying capacity: With a maximum total current of 96 A, the clamping units of the busbar terminal block can be loaded with the rated current of the conductor cross-sections approved. This only applies when (10 x 3) mm busbars are used.
----------------------	------------------------------------------------------------------------------------------------------------------------------------------------------------------------------------------------------------------------------------------------------

General information

Wiring direction	Front-entry wiring
------------------	--------------------

Connection Data

Clamping units	12
Total number of potentials	1
Number of levels	1

Connection 1

Connection technology	Push-in CAGE CLAMP®
Actuation type	Operating tool
Connectable conductor materials	Copper
Solid conductor	0.5 ... 4 mm ² / 20 ... 12 AWG
Solid conductor; push-in termination	0.5 ... 4 mm ² / 20 ... 12 AWG
Stranded conductor	0.5 ... 4 mm ² / 20 ... 12 AWG
Fine-stranded conductor	0.5 ... 4 mm ² / 20 ... 12 AWG
Strip length	11 mm / 0.43 inches

Connection 1

Wiring direction	Front-entry wiring
------------------	--------------------

Physical data

Width	75 mm / 2.953 inches
Height	30 mm / 1.181 inches
Depth	27.5 mm / 1.083 inches

Material data

Note (material data)	Information on material specifications can be found here
Color	dark gray
Material group	I
Insulation material (main housing)	Polyamide (PA66)
Flammability class per UL94	V0
Fire load	0.823 MJ
Weight	35.7 g

Environmental requirements

Continuous operating temperature	-35 ... +85 °C
----------------------------------	----------------

Commercial data

Product Group	12 (Matrix Patch Board)
PU (SPU)	10 pcs
Packaging type	Box
Country of origin	PL
GTIN	4044918253277
Customs tariff number	85369010000

Product Classification

UNSPSC	39121410
eCl@ss 10.0	27-14-11-46
eCl@ss 9.0	27-14-11-46
ETIM 9.0	EC000001
ETIM 10.0	EC000001
ECCN	NO US CLASSIFICATION

Environmental Product Compliance

RoHS Compliance Status	Compliant, No Exemption
------------------------	-------------------------

Approvals / Certificates

General approvals



Approval	Standard	Certificate Name
CCA DEKRA Certification B.V.	EN 60947	NTR NL-7153
CSA CSA Group	C22.2 No. 158	2131504
KEMA/KEUR DEKRA Certification B.V.	EN 60947	2160584.49
UL Underwriters Laboratories Inc.	UL 1059	UL-US- L45172-6187154-31109002-1

Declarations of conformity and manufacturer's declarations

Approval	Standard	Certificate Name
EU-Declaration of Confor- mity WAGO GmbH & Co. KG	-	-
UK-Declaration of Confor- mity WAGO GmbH & Co. KG	-	-

Downloads

Environmental Product Compliance

Compliance Search

Environmental Product
Compliance 812-102



Documentation

Bid Text

812-102	18.07.2019	xml 4.01 KB	
812-102	18.07.2019	docx 15.25 KB	

CAD/CAE-Data

CAD data

2D/3D Models 812-102



CAE data

EPLAN Data Portal
812-102



WSCAD Universe
812-102



ZUKEN Portal 812-102



1 Compatible Products

1.1 Optional Accessories

1.1.1 Ferrule

1.1.1.1 Ferrule

**Item No.: 216-110**

Ferrule; Sleeve for 16 mm² / AWG 6; un-insulated; electro-tin plated; brown metallic

1.1.2 N-busbar


1.1.2.1 Busbar

**Item No.: 210-133**

Busbar; tin-plated; 1000 mm long; Cu 10 mm x 3 mm; white


Installation Notes

Installation




Unlock right and left positions to remove the ground busbar terminal block. Then pull up the block from the busbar.

Conductor termination



Conductor termination (4 mm²/12 AWG): With Push-in CAGE CLAMP®, solid conductors can be terminated by simply pushing them into the 12 x 4 mm² busbar terminal block, significantly reducing wiring time.



Conductor removal (4 mm²/12 AWG and 16 mm²/6 AWG): Open the clamping unit using an operating tool.