

Steel enclosures for switch-disconnectors and Rotary Cam switches





We make what matters work.*



At Eaton, we believe that power is a fundamental part of just about everything people do. That's why we're dedicated to helping our customers find new ways to manage electrical, hydraulic and mechanical power more efficiently, safely and sustainably. To improve people's lives, the communities where we live and work, and the planet our future generations depend upon. Because this is what really matters. And we're here to make sure it works.

To learn more go to: Eaton.com/whatmatters

EATON

Powering Business Worldwide

We make what matters work.

Steel enclosures for switch-disconnectors and Rotary Cam Switches up to 400 A

Eaton's robust steel enclosed range provides protection for your equipment and those who work with it.

Eaton's enclosures are the ultimate solutions for ensuring local power disconnection, enabling servicing or maintenance work to be carried out **safely**.

Visit www.eaton.eu/switchdisconnectors for detailed product information on Eaton's switch-disconnectors (online catalogue, CAD models, data sheets and documentation).



Description

Eaton's best selling T-Cam, P switch-disconnectors, DMV and DMM switch-disconnectors are available in steel enclosures. These enclosures are the ultimate solutions for ensuring local power disconnection, enabling servicing or maintenance work to be carried out safely.

The enclosed switch-disconnectors are also a perfect solution for disconnecting and locking off the power supply to industrial or commercial units as well as disconnecting sub-sections of larger buildings to allow work to be carried out safely without interruption to the main incoming power supply.

Standards/Approvals

- Complies to EN/IEC 60947-3

Enclosures' technical data

- Utilisation category AC 23 A
- IP65 Environmental protection
- Up to 65°C ambient temperature with no or minor de-rating



T-Cam and switch-disconnectors' technical data

- Rated from 20 A to 400 A
- Available up to 8-pole

Features

- Padlockable handles: red/yellow, black or grey
- Interlocked cover/door in ON position
- Available in many pre-built combinations including auxiliary contacts
- Four different sizes enclosures (SE1, SE2/SE3, SE4 and SE5) optimise the trade-off between overall size and easy cable management
- Earth bonding cable included as standard up to 100 A
- No gland knockouts
- Plain bottom cable gland plate on SE4 and SE5 versions
- Forced contact breaking within 90 degrees
- Totally enclosed compact housing, made of non-tracking, heat resistant insulations material

Steel enclosures - Key mechanical features

Surface corrosion protection through tough powder-coating inside and out, RAL 7035

Robust construction, made of high grade sheet steel protecting against mechanical impact



Totally enclosed compact housing, made of non tracking, heat resistant insulations material

Seamless foam seal guarantees IP65 protection in the harshest environment

Steel enclosures - range overview

	20 A	25 A	32 A	63 A	100 A	125 A	160 A	250 A	400 A
T-Cam switches, P, DMM and DMV switch-disconnectors with and without emergency function fitted in steel enclosures									
T-Cam switches	✓		✓						
P Switch-disconnectors		✓	✓	✓	✓				
DMM Switch-disconnector						✓	✓		
DMV Switch-disconnector								✓	✓
T-Cam switches and P switch-disconnectors with OFF-ON function fitted in steel enclosures									
T-Cam switches	✓		✓						
P Switch-disconnectors		✓	✓	✓	✓				
T-Cam switches with change-over function fitted in steel enclosures									
T-Cam switches	✓		✓						

T-Cam switches fitted in steel enclosures - 20 A and 32 A

T-Cam switches with emergency OFF function fitted in steel enclosures

T-Cam switches specifications				Steel enclosure specifications				
Size	Number of poles	Auxiliary contacts	Amp rating	Size	Handle colour	Handle type	Part number	Article number
T0	1-pole		20 A	SE1	Red/ yellow	Padlockable in off position	T0-1-8200/SE1/SVB	197384
T0	2-pole		20 A	SE1			T0-1-102/SE1/SVB	197380
T0	3-pole		20 A	SE1			T0-2-1/SE1/SVB	197377
T0	3-pole	1NO	20 A	SE1			T0-2-15679/SE1/SVB	197441
T0	3-pole	2NO/1NC	20 A	SE1			T0-3-15683/SE1/SVB	197450
T3	3-pole	2NO/1NC	32 A	SE2			T3-3-15683/SE2/SVB	197476
T0	4-pole		20 A	SE1			T0-2-8900/SE1/SVB	197421
T0	4-pole	1NO/1NC	20 A	SE1			T0-3-15680/SE1/SVB	197444
T0	6-pole		20 A	SE1			T0-3-8342-SE1/SVB	197409
T3	6-pole		32 A	SE2			T3-3-8342/SE2/SVB	197457
T0	6-pole	1NO/1NC	20 A	SE2			T0-4-15682/SE2/SVB	197447
T3	6-pole	1NO/1NC	32 A	SE2			T3-4-15682/SE2-SVB	197473
T0	8-pole		20 A	SE2			T0-4-8344/SE2/SVB	197412
T3	8-pole		32 A	SE2			T3-4-8344/SE2/SVB	197460




T-Cam switches without emergency OFF function fitted in steel enclosures

T-Cam switches specifications				Steel enclosure specifications				
Size	Number of poles	Auxiliary contacts	Amp rating	Size	Handle colour	Handle type	Part number	Article number
T0	1-pole		20 A	SE1	Black	Padlockable in off position	T0-1-8200/SE1/SVB-SW	197385
T0	2-pole		20 A	SE1			T0-1-102/SE1/SVB-SW	197381
T0	3-pole		20 A	SE1			T0-2-1/SE1/SVB-SW	197378
T0	3-pole	1NO	20 A	SE1			T0-2-15679/SE1/SVB-SW	197442
T0	3-pole	2NO/1NC	20 A	SE1			T0-3-15683/SE1/SVB-SW	197451
T3	3-pole	2NO/1NC	32 A	SE2			T3-3-15683/SE2/SVB-SW	197477
T0	4-pole		20 A	SE1			T0-2-8900/SE1/SVB-SW	197422
T0	4-pole	1NO/1NC	20 A	SE1			T0-3-15680/SE1/SVB-SW	197445
T0	6-pole		20 A	SE1			T0-3-8342/SE1/SVB-SW	197410
T3	6-pole		32 A	SE2			T3-3-8342/SE1/SVB-SW	197458
T0	6-pole	1NO/1NC	20 A	SE2			T0-4-15682/SE2/SVB-SW	197448
T3	6-pole	1NO/1NC	32 A	SE2			T3-4-15682/SE2/SVB-SW	197474
T0	8-pole		20 A	SE2			T0-4-8344/SE2/SVB-SW	197413
T3	8-pole		32 A	SE2			T3-4-8344/SE2/SVB-SW	197461







T-Cam switches fitted in steel enclosures - 20 A and 32 A

T-Cam switches with OFF-ON function fitted in steel enclosures

T-Cam switches specifications				Steel enclosure specifications					
Size	Number of poles	Auxiliary contacts	Amp rating	Size	Handle colour	Handle type	Legend plate	Part number	Article number
T0	1-pole		20 A	SE1	Black	Not padlockable		T0-1-8200/SE1	197383
T0	2-pole		20 A	SE1				T0-1-102/SE1	197379
T0	3-pole		20 A	SE1				T0-2-1/SE1	197376
T0	3-pole	1NO	20 A	SE1				T0-2-15679/SE1	197440
T0	3-pole	2NO/1NC	20 A	SE1				T0-3-15683/SE1	197449
T3	3-pole	2NO/1NC	32 A	SE2				T3-3-15683/SE2	197475
T0	4-pole		20 A	SE1				T0-2-8900/SE1	197420
T0	4-pole	1NO/1NC	20 A	SE1				T0-3-15680/SE1	197443
T0	6-pole		20 A	SE1				T0-3-8342/SE1	197408
T3	6-pole		32 A	SE2				T3-3-8342/SE2	197456
T0	6-pole	1NO/1NC	20 A	SE2				T0-4-15682/SE2	197446
T3	6-pole	1NO/1NC	32 A	SE2				T3-4-15682/SE2	197472
T0	8-pole		20 A	SE2				T0-4-8344/SE2	197411
T3	8-pole		32A	SE2				T3-4-8344/SE2	197459



T-Cam switches with change-over function fitted in steel enclosures

T-Cam switches specifications			Steel enclosure specifications					
Size	Number of poles	Amp rating	Size	Handle colour	Handle type	Legend plate	Part number	Article number
T-Cam switches with '1-0-2' change-over function								
T0	1-pole	20 A	SE1	Black	Not padlockable		T0-1-8210/SE1	197386
T0	2-pole	20 A	SE1				T0-2-8211/SE1	197387
T0	3-pole	20 A	SE1				T0-3-8212/SE1	197388
T0	4-pole	20 A	SE2				T0-4-8213/SE2	197389
T-Cam switches with 'Hand-0-Auto' change-over function								
T0	1-pole	20 A	SE1	Black	Not padlockable		T0-1-15431/SE1	197430
T0	2-pole	20 A	SE1				T0-2-15432/SE1	197431
T0	3-pole	20 A	SE1				T0-3-15433/SE1	197432
T-Cam switches without 'OFF' change-over function								
T0	1-pole	20 A	SE1	Black	Not padlockable		T0-1-8220/SE1	197393
T0	2-pole	20 A	SE1				T0-2-8221/SE1	197394
T0	3-pole	20 A	SE1				T0-3-8222/SE1	197395
T0	4-pole	20 A	SE2				T0-4-8223/SE2	197396
T-Cam switches with automatic return to 'OFF' change-over function								
T0	1-pole	20 A	SE1	Black	Not padlockable		T0-1-8214/SE1	197390
T0	2-pole	20 A	SE1				T0-2-8215/SE1	197391
T0	3-pole	20 A	SE1				T0-3-8216/SE1	197392

P switch-disconnectors fitted in steel enclosures - 25 A to 100 A

P switch-disconnector with emergency OFF function fitted in steel enclosure

P Switch-disconnector specifications				Steel enclosure specifications				
Size	Number of poles	Auxiliary contacts	Amp rating	Size	Handle colour	Handle type	Part number	Article number
P1	3-pole		25 A	SE1	Red/ yellow	Padlockable in off position	P1-25/SE1/SVB	197346
P1	3-pole		32 A	SE1			P1-32/SE1/SVB	197354
P3	3-pole		63 A	SE3			P3-63/SE3/SVB	197362
P3	3-pole		100 A	SE3			P3-100/SE3/SVB	197370
P1	3-pole	1NO/1NC	25 A	SE1			P1-25/SE1/SVB/HI11	197347
P1	3-pole	1NO/1NC	32 A	SE1			P1-32/SE1/SVB/HI11	197355
P3	3-pole	1NO/1NC	63 A	SE3			P3-63/SE3/SVB/HI11	197363
P3	3-pole	1NO/1NC	100 A	SE3			P3-100/SE3/SVB/HI11	197371
P1	4-pole		25 A	SE1			P1-25/SE1/SVB/N	197348
P1	4-pole		32 A	SE1			P1-32/SE1/SVB/N	197356
P3	4-pole		63 A	SE3			P3-63/SE3/SVB/N	197364
P3	4-pole		100 A	SE3			P3-100/SE3/SVB/N	197372



P switch-disconnector without emergency OFF function fitted in steel enclosure

P Switch-disconnector specifications				Steel enclosure specifications				
Size	Number of poles	Auxiliary contacts	Amp rating	Size	Handle colour	Handle type	Part number	Article number
P1	3-pole		25 A	SE1	Black	Padlockable in off position	P1-25/SE1/SVB-SW	197349
P1	3-pole		32 A	SE1			P1-32/SE1/SVB-SW	197357
P3	3-pole		63 A	SE3			P3-63/SE3/SVB-SW	197365
P3	3-pole		100 A	SE3			P3-100/SE3/SVB-SW	197373
P1	3-pole	1NO/1NC	25 A	SE1			P1-25/SE1/SVB-SW/HI11	197350
P1	3-pole	1NO/1NC	32 A	SE1			P1-32/SE1/SVB-SW/HI11	197358
P3	3-pole	1NO/1NC	63 A	SE3			P3-63/SE3/SVB-SW/HI11	197366
P3	3-pole	1NO/1NC	100 A	SE3			P3-100/SE3/SVB-SW/HI11	197374
P1	4-pole		25 A	SE1			P1-25/SE1/SVB-SW/N	197351
P1	4-pole		32 A	SE1			P1-32/SE1/SVB-SW/N	197359
P3	4-pole		63 A	SE3			P3-63/SE3/SVB-SW/N	197367
P3	4-pole		100 A	SE3			P3-100/SE3/SVB-SW/N	197375



P switch-disconnector with OFF-ON function fitted in steel enclosure

P Switch-disconnector specifications			Steel enclosure specifications					
Size	Number of poles	Amp rating	Size	Handle colour	Handle type	Legend plate	Part number	Article number
P1	3-pole	25 A	SE1	Black	Not padlockable		P1-25/SE1	197344
P1	3-pole	32 A	SE1				P1-32/SE1	197352
P3	3-pole	63 A	SE3				P3-63/SE3	197360
P3	3-pole	100 A	SE3				P3-100/SE3	197368
P1	4-pole	25 A	SE1	Black	Not padlockable		P1-25/SE1/N	197345
P1	4-pole	32 A	SE1				P1-32/SE1/N	197353
P3	4-pole	63 A	SE3				P3-63/SE3/N	197361
P3	4-pole	100 A	SE3				P3-100/SE3/N	197369



DMM switch-disconnectors fitted in steel enclosures - 125 A and 160 A

DMM switch-disconnector with emergency OFF function fitted in steel enclosure

DMM specifications		Steel enclosure specifications				
Number of poles	Amp rating	Size	Handle colour	Handle type	Part number	Article number
3-pole	125 A	SE4	Red/ yellow	Padlockable in off position	DMM-125/3/SE4/P-R	197325
3-pole	160 A	SE4			DMM-160/3/SE4/P-R	197329
4-pole	125 A	SE4			DMM-125/4/SE4/P-R	197327
4-pole	160 A	SE4			DMM-160/4/SE4/P-R	197331



DMM switch-disconnector without emergency OFF function fitted in steel enclosure

DMM specifications		Steel enclosure specifications				
Number of poles	Amp rating	Size	Handle colour	Handle type	Part number	Article number
3-pole	125 A	SE4	Grey	Padlockable in off position	DMM-125/3/SE4/P-G	197324
3-pole	160 A	SE4			DMM-160/3/SE4/P-G	197328
4-pole	125 A	SE4			DMM-125/4/SE4/P-G	197326
4-pole	160 A	SE4			DMM-160/4/SE4/P-G	197330



DMV switch-disconnectors fitted in enclosure - 160 A, 250 A and 400 A

DMV switch-disconnector with emergency OFF function fitted in steel enclosure

DMV specifications		Steel enclosure specifications				
Number of poles	Amp rating	Size	Handle colour	Handle type	Part number	Article number
3-pole	160 A	SE5	Red/ yellow	Padlockable in off position	DMVS-160/3/SE5/P-R	197333
3-pole	250 A	SE5			DMV-250/3/SE5/P-R	197337
3-pole	400 A	SE5			DMV-400/3/SE5/P-R	197341
4-pole	160 A	SE5			DMVS-160/4/SE5/P-R	197335
4-pole	250 A	SE5			DMV-250/4/SE5/P-R	197339
4-pole	400 A	SE5			DMV-400/4/SE5/P-R	197343

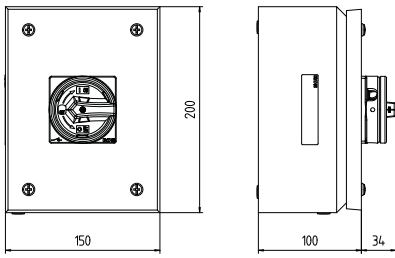


DMV switch-disconnector without emergency OFF function fitted in steel enclosure

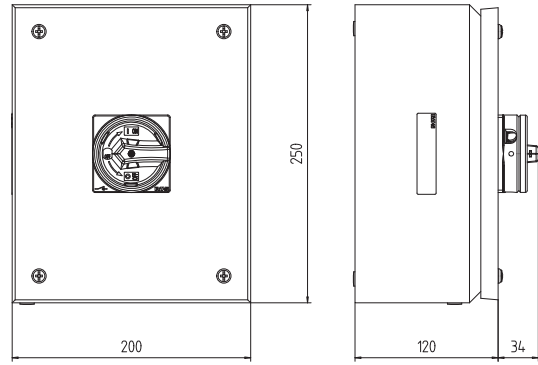
DMV specifications		Steel enclosure specifications				
Number of poles	Amp rating	Size	Handle colour	Handle type	Part number	Article number
3-pole	160 A	SE5	Grey	Padlockable in off position	DMVS-160/3/SE5/P-G	197332
3-pole	250 A	SE5			DMV-250/3/SE5/P-G	197336
3-pole	400 A	SE5			DMV-400/3/SE5/P-G	197340
4-pole	160 A	SE5			DMVS-160/4/SE5/P-G	197334
4-pole	250 A	SE5			DMV-250/4/SE5/P-G	197338
4-pole	400 A	SE5			DMV-400/4/SE5/P-G	197342



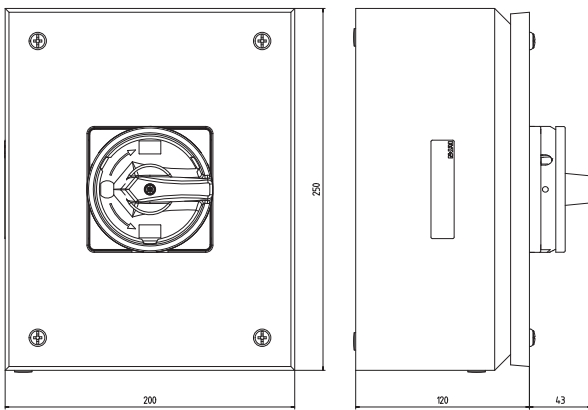
Steel enclosures - External dimensions mm



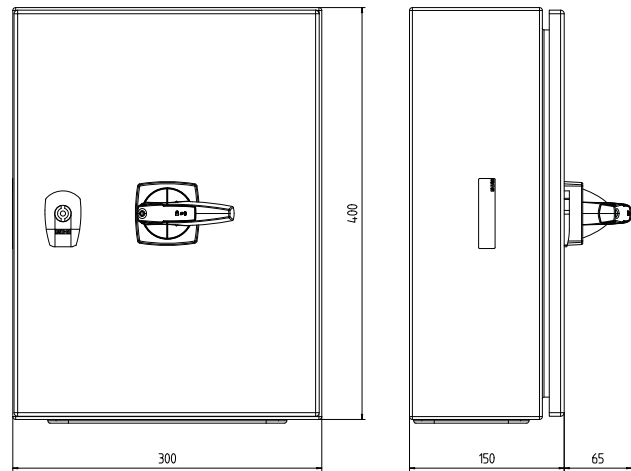
SE1 enclosure



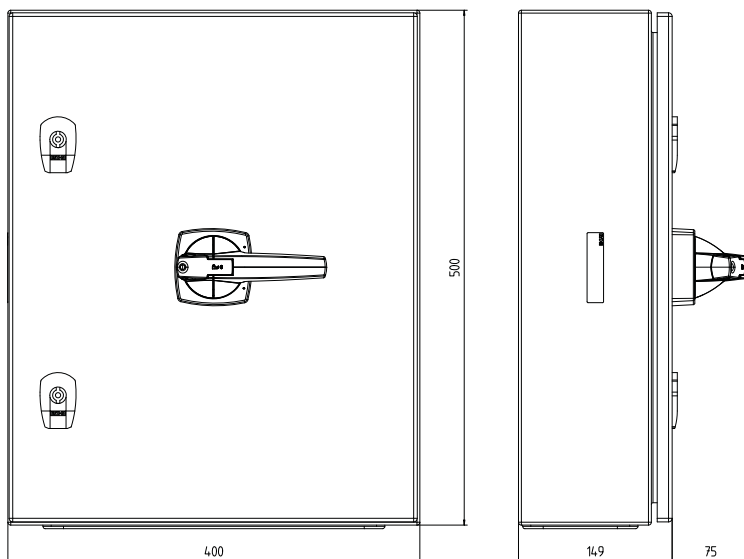
SE2 enclosure for T Cam switches



SE3 enclosure for P3 Switch-disconnectors



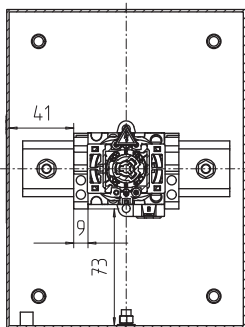
SE4 enclosure



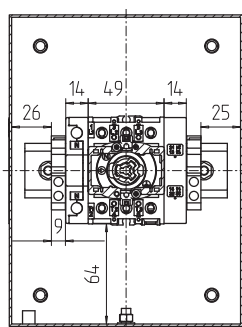
SE5 enclosure



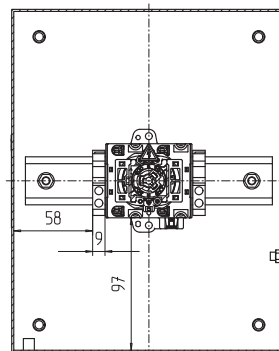
Steel enclosures - Internal dimensions mm



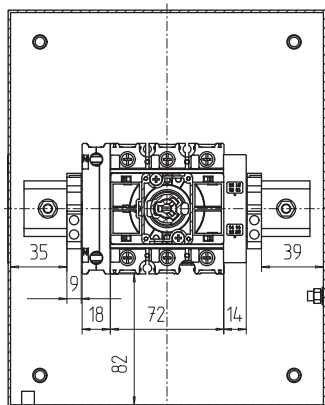
SE1 fitted with T0 Cam switches



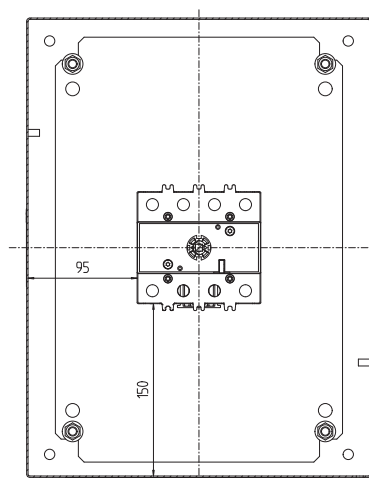
SE1 enclosure fitted with P1 switch-disconnectors



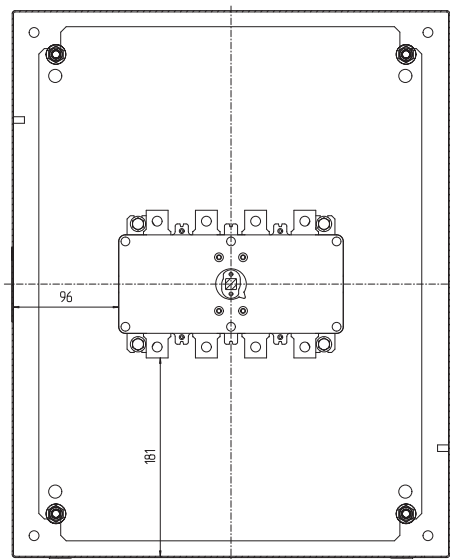
SE2 enclosure fitted with T3 Cam switches



SE3 fitted with for P3 Switch-disconnectors



SE4 fitted with DMM Switch-disconnectors



SE5 fitted with DMV Switch-disconnectors



Steel enclosures - Accessories

Auxiliaries



062031

Suitable for	Contact	Part number	Article number	Pack qty
P1 and P3	1 NO + 1 NC	HI11-P1/P3Z	062031	1



1314301

Suitable for	Contact	Part number	Article number	Pack qty
DMM	1 NO + 1 NC	AUX1NO+1NCDMM/DMM	1314300	1



1314398

Suitable for	Contact	Part number	Article number	Pack qty
DMVS 160N, DMV 250N, DMV 400	1 NO + 1 NC	AUX1NO+1NCDMVS160-2000	1314736	1

Switched neutrals/4th pole



064805

Suitable for	Description	Part number	Article number	Pack qty
P1	Switched neutral, 4th pole, N for P1Z	N-P1Z	000652	1
P3	Switched neutral	N-P3Z	064805	1

Earth/Neutral terminals



014709

Description	Part number	Article number	Pack qty
Block terminal/terminal, 2.5 - 50 mm ² , snap-fit	K50/1	098573	1
Connection terminal, 160 A, 1-pole, flat/round	K95/1N	010773	1
Connection terminal, 160 A, 1-pole, round/round	K95/1N/BR	012336	1
Connection terminal, 250 A, 1-pole, flat/round	K150/1	089085	1
Connection terminal, 250 A, 1-pole, round/round	K150/1/BR	014709	1

Terminal covers



1314735

Suitable for	Part number	Article number	Pack qty
DMM 125 and DMM 160	COVERDCM/DMM125	1314330	1
DMVS 160N, DMV 250N, DMV 400N	COVERDMVS160N/400N	1314735	1

Door earthing kit



101665

Description	Part number	Article number	Pack qty
Door earthing set yellow/green 6mm ² /300 mm	BFZ-DES	101665	1

Wall fixing brackets



112639

Suitable for	Description	Part number	Article number	Pack qty
WFB-SET-CS	Wall fixing bracket	WFB-SET-CS	112639	4

Steel enclosures - Technical data T0 and T3, P1-25, P1-32, P3-63 and P3-100

		T0	P1-25	P1-32	T3	P3-63	P3-100
Rated uninterrupted current	I_u	20 A	25 A	32 A	32 A	63 A	100 A
Rated operational voltage	U_e	690 V a.c.	690 V a.c.	690	690	690	690
Rated impulse withstand voltage	U_{imp}	6 kV	6 kV	6 kV	6 kV	6 kV	6 kV
Rated frequency		50 - 60 Hz	50 - 60 Hz	50 - 60 Hz	50 - 60 Hz	50 - 60 Hz	50 - 60 Hz
Operation temperature		-25°C...+40°C	-25°C...+40°C	-25°C...+40°C	-25°C...+40°C	-25°C...+40°C	-25°C...+40°C
De-rating values at ambient temperature							
50°C		17 A	No derate	No derate	29 A	60 A	89 A
65°C		15 A	No derate	27 A	24 A	50 A	74 A
Rated operational current							
At $U_e = 415$ V AC-21A	I_e	20 A	25 A	32 A	32 A	63 A	100 A
At $U_e = 415$ V AC-22A	I_e	20 A	25 A	32 A	32 A	63 A	100 A
At $U_e = 415$ V AC-23A	I_e	13.3 A	25 A	32 A	32 A	63 A	100 A
At $U_e = 500$ V AC-23A	I_e	13.3 A	17.4 A	30 A	26.4 A	63 A	96 A
At $U_e = 690$ V AC-23A	I_e	7.6 A	12 A	19.8 A	17 A	63 A	68 A
Rated operational power							
At $U_e = 415$ V AC-23A	P	5.5 kW	11 kW	15 kW	15 kW	30 kW	55 kW
At $U_e = 500$ V AC-23A	P	7.5 kW	11 kW	18.5 kW	15 kW	45 kW	55 kW
At $U_e = 690$ V AC-23A	P	5.5 kW	11 kW	15 kW	15 kW	55 kW	55 kW
Rated breaking capacity							
At $U_e = 415$ V		110 A	150 A	300 A	260 A	600 A	740 A
At $U_e = 500$ V		80 A	170 A	290 A	240 A	590 A	880 A
At $U_n = 690$ V		60 A	150 A	250 A	170A	340 A	520 A
Rated short-time withstand current	I_{cw}	320 A	640 A	640 A	650 A	1.26 kA	2 kA
Short-circuit rating							
Fuse link max		20 A	25 A	50 A	35 A	80 A	100 A
Rated conditional short-circuit current	I_q	6 kA	50 kA	80 kA	1 kA	4 kA	4 kA
Heat dissipation per pole	p_{vid}	0.6 W	1.1 W	1.8 W	1.1 W	4.5 W	7.5 W
Durability - maximum cycles (on+off)		400,000	300,000	300,000	500,000	100,000	100,000
Overvoltage category/Pollution degree		III/3	III/3	III/3	III/3	III/3	III/3
Protection class		IP65	IP65	IP65	IP65	IP65	IP65
Max terminal capacities		2 x 2.5 mm ²	2 x 6 mm ²	2 x 6 mm ²	2 x 6 mm ²	35 mm ²	35 mm ²

Steel enclosures - Technical data DMM 125, DMM 160, DMV 250N and DMV 400N

		DMM 125	DMM 160	DMV 250N	DMV 400N
Rated uninterrupted current	I_u	125 A	160 A	250 A	400 A
Rated operational voltage	U_e	690 V a.c.	690 V a.c.	690 V a.c.	690 V a.c.
Rated impulse withstand voltage	U_{imp}	6 kV	6 kV	8 kV	8 kV
Rated frequency		50 - 60 Hz	50 - 60 Hz	50 - 60 Hz	50 - 60 Hz
Operation temperature		-25°C...+50°C	-25°C...+50°C	-25°C...+50°C	-25°C...+50°C
De-rating values at ambient temperature at 65°C		99 A	111 A	No derate	325 A
Rated operational current					
At $U_e = 415$ V AC-21A	I_e	125 A	160 A	250 A	400 A
At $U_e = 415$ V AC-22A	I_e	125 A	160 A	250 A	400 A
At $U_e = 415$ V AC-23A	I_e	66 A	140 A	250 A	333 A
At $U_e = 500$ V AC-23A	I_e	66 A	66 A	220 A	254 A
At $U_e = 690$ V AC-23A	I_e	42 A	42 A	140 A	140 A
Rated operational power					
At $U_e = 415$ V AC-23A	P	37 kW	80 kW	147 kW	180 kW
At $U_e = 500$ V AC-23A	P	45 kW	45 kW	160 kW	180 kW
At $U_e = 690$ V AC-23A	P	37 kW	37 kW	132 kW	132 kW
Rated breaking capacity					
At $U_e = 415$ V		528 A	1120 A	2000 A	2664 A
At $U_e = 500$ V		528 A	528 A	1760 A	2032 A
At $U_n = 690$ V		336 A	336 A	1120 A	1120 A
Rated short-time withstand current	I_{cw}	2.5 kA - 1 s	2.5 kA - 1 s	12 kA - 0.3 s	12 kA - 0.3 s
Short-circuit rating					
Fuse link max		125 A	125 A	500/250 A	500/250 A
Rated conditional short-circuit current	I_q	30 kA	30 kA	$I_n = 500$ 50 kA	$I_n = 500$ 50 kA
Heat dissipation per pole	p_{vid}	4.9 W	8 W	3.75 W	9 W
Durability - maximum cycles (on+off)		10000	10000	10000	10000
Overvoltage category/Pollution degree		III/3	III/3	III/3	III/3
Protection class		IP65	IP65	IP65	IP65
Terminal capacities					
Screw terminals		70 mm ²	70 mm ²		
Flat connection with busbars				120 mm ²	240 mm ²



**Comprehensive product information
is available in our online catalogue
<http://eaton.eu/ecat>**

Eaton is a power management company with 2018 sales of \$21.6 billion. We provide energy-efficient solutions that help our customers effectively manage electrical, hydraulic and mechanical power more efficiently, safely and sustainably. Eaton is dedicated to improving the quality of life and the environment through the use of power management technologies and services. Eaton has approximately 99,000 employees and sells products to customers in more than 175 countries.

For more information, visit www.eaton.com.

Eaton

EMEA Headquarters
Route de la Longeraie 7
1110 Morges, Switzerland

Electrical Sector
Eaton Electrical Products Limited
Melton Road
Burton-on-the-Wolds
LE12 5TH
UK
Eaton.eu

© 2019 Eaton
All Rights Reserved
PDF only
Publication No. CA123004EN
July 2019

Changes to the products, to the information contained in this document, and to prices are reserved; so are errors and omissions. Only order confirmations and technical documentation by Eaton is binding. Photos and pictures also do not warrant a specific layout or functionality. Their use in whatever form is subject to prior approval by Eaton. The same applies to Trademarks (especially Eaton, Moeller, and Cutler-Hammer). The Terms and Conditions of Eaton apply, as referenced on Eaton Internet pages and Eaton order confirmations.

Eaton is a registered trademark.

All other trademarks are property of their respective owners.

Follow us on social media to get the latest product and support information.

