

P Switch-disconnectors and T Rotary cam switches



EATON

Powering Business Worldwide

Eaton's Switch-disconnectors data is available in EPLAN



EPLAN is one of the world's leading design software solutions for machine, plant and panel builders.

You will find in EPLAN all the Eaton's Switch-disconnectors data you need to safely and efficiently build your panel:

- Product images
- Schematic symbols
- 2D DXF Images
- Weights, dimensions, cable size, torque settings, catalogue data, electrical parameters
- List of accessories
- 3D Intelligent step files:
 - Wiring connection points
 - Drill hole patterns
 - Mounting faces



Safe switching, isolating and control

The high-performance, robust and compact T Rotary Cam Switches and P Switch-disconnectors are used in machine building, industrial and engineering applications. They provide ultimate safe disconnection and endurance with positive mechanical contact breaking and excellent making & breaking capabilities. Their IP65 degree of protection enables use in harsh environments, and with essential global approvals the T & P range is a perfect switching, isolating and control solution.

P & T switches are available in an extensive range of complete pre-built switch/handle and enclosure combinations ex-stock to suit the specific requirements of our customers. This saves valuable time in the customer's assembly process as well as reducing packaging waste and order administration.

T rotary cam switches are suitable for a wide range of industrial and machine control applications: change-over and step switches, star-delta and reversing switches, etc. Several thousand switching types are available as standard, and customised circuits can also be produced to meet specific customers' needs, contact buletechnical@eaton.com for further information.



Table of contents

P Switch-disconnectors overview	6
T Rotary cam switches overview	10
Flush mounting switch-disconnectors	16 - 46
Description	16
Range overview	17
On-Off switch-disconnectors	18
Main switch-disconnectors	24
Changeover switch-disconnectors	28
Coding switch-disconnectors	32
Manual/auto switch-disconnectors	33
Multi speed switch-disconnectors	34
Reversing switch-disconnectors	35
Selector switch-disconnectors	37
Star delta switch-disconnectors	38
Step switch-disconnectors	39
Step switch-disconnectors for heating	43
Universal control switch-disconnectors	44
Accessories	45
Centre mounting switch-disconnectors	47 - 67
Description	47
Range overview	48
On-Off switch-disconnectors	49
Changeover switch-disconnectors	52
Coding switch-disconnectors	55
Control switch-disconnectors	56
Group switch-disconnectors	57
Manual/auto switch-disconnectors	58
Multi speed switch-disconnectors	59
Reversing switch-disconnectors	60
Reversing star delta switch-disconnectors	61
Selector switch-disconnectors	62
Step switch-disconnectors	63
Step switch-disconnectors for heating	67
Rear mounting switch-disconnectors	68 - 94
Description	68
Range overview	69
On-Off switch-disconnectors	70
Main switch-disconnectors	73
Main switch-disconnectors with 400 mm metal extension shaft	77
Changeover switch-disconnectors	81
Manual/auto switch-disconnectors	83
Multi speed switch-disconnectors	84
Reversing switch-disconnectors	85
Selector switch-disconnectors	86

Rear mounting switch-disconnectors	68 - 94
Star delta switch-disconnectors	87
Step switch-disconnectors	88
Universal switch-disconnectors for heating	90
Accessories	91
Service distribution board mounting switch-disconnectors	95 - 113
Description	95
Range overview	96
On-Off switch-disconnectors	97
Changeover switch-disconnectors	101
Coding switch-disconnectors	103
Manual/auto switch-disconnectors	104
Multi speed switch-disconnectors	105
Reversing switch-disconnectors	106
Selector switch-disconnectors	107
Star delta switch-disconnectors	108
Step switch-disconnectors	109
Step switch-disconnectors for heating	111
Universal control switch-disconnectors	112
Accessories	113
Enclosed switch-disconnectors	114 - 152
Description	114
Range overview	115
On-Off switch-disconnectors	116
Main switch-disconnectors	124
Changeover switch-disconnectors	135
Coding switch-disconnectors	139
Manual/auto switch-disconnectors	140
Multi speed switch-disconnectors	141
Reversing switch-disconnectors	142
Safety switch-disconnectors	143
Selector switch-disconnectors	146
Star delta switch-disconnectors	147
Step switch-disconnectors	148
Step switch-disconnectors for heating	149
Universal control switch-disconnectors	150
Accessories	151
Universal accessories	153
Non standard cam switches and switch-disconnectors	164
Standards	178
Characteristic curves	182
Technical data	183
Dimensions	194
Index	209

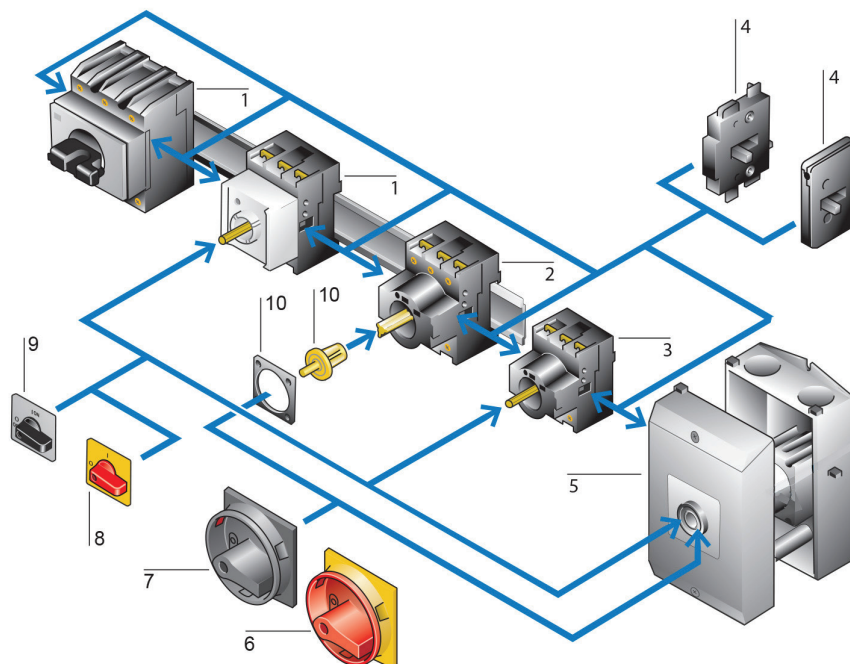
P Switch-disconnectors - Overview

Range overview by switch-disconnectors type and mounting forms

	P1			P3			P5			
Rated current (Amps)	25	32	40	63	80	100	125	160	250	315
Rated voltage (V a.c.)	690	690	690	690	690	690	690	690	690	690
Max motor rating AC-23A, 400/415 V, 50/60 Hz	13 kW	15 kW	15 kW	37 kW		50 kW	45 kW	55 kW	90 kW	110 kW
Switch-disconnectors type										
Main switches maintenance/manual override switches	✓	✓	✓	✓		✓	✓	✓	✓	✓
On-Off switches	✓	✓	✓	✓		✓	✓	✓	✓	✓
Safety switches with warning labels	✓	✓		✓		✓				
Switches with interlocks type										
With cylinder lock SVA	✓	✓								
With padlocking feature SVC	✓	✓								
On-Off switch without emergency stop function	✓	✓								
Mounting forms										
'E' Flush mounting	✓	✓	✓	✓	✓	✓	✓	✓	✓	✓
'EA/SVB' Flush mounting main switch	✓	✓	✓	✓	✓	✓				
'EZ' Centre mounting	✓	✓	✓							
'Z' Rear mounting	✓	✓	✓	✓	✓	✓				
'V/SVB' Rear mounting main switches	✓	✓	✓	✓	✓	✓	✓	✓	✓	✓
'M4/SVB' Rear mounting main switches with extension shaft	✓	✓	✓	✓	✓	✓				
'IVS' Service distribution board mounting	✓	✓	✓	✓	✓	✓				
'I' Surface mounting switch-disconnector fitted in Ci-K Enclosure	✓	✓	✓	✓	✓	✓				
'MBS' Surface mounting switch-disconnector fitted in Ci-K Enclosure, with pre-assembled EMC screen	✓	✓	✓	✓						
'SE' Surface mounting fitted in steel enclosures	✓	✓	✓	✓		✓				

System overview

P1 and P3 Switch-disconnectors

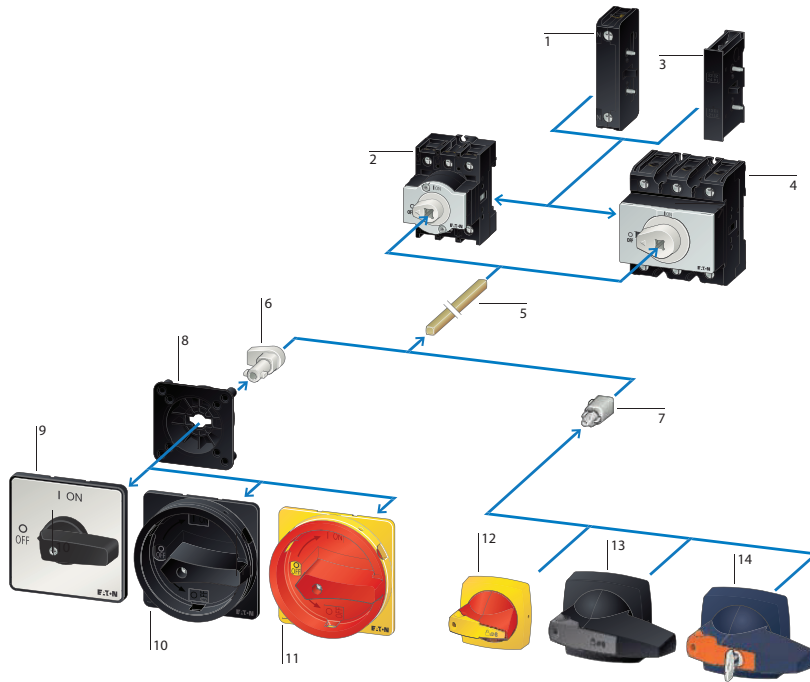


1. Service distribution board mounting
2. Rear mounting
3. Flush mounting
4. Neutral conductors, auxiliary contacts
5. Surface mounting
6. Main switch (kit) for use as emergency switching off device
7. Main switch (kit)
8. Thumb grip for use as emergency switching off device
9. Thumb grip
10. Coupling drive

P Switch-disconnectors - Overview

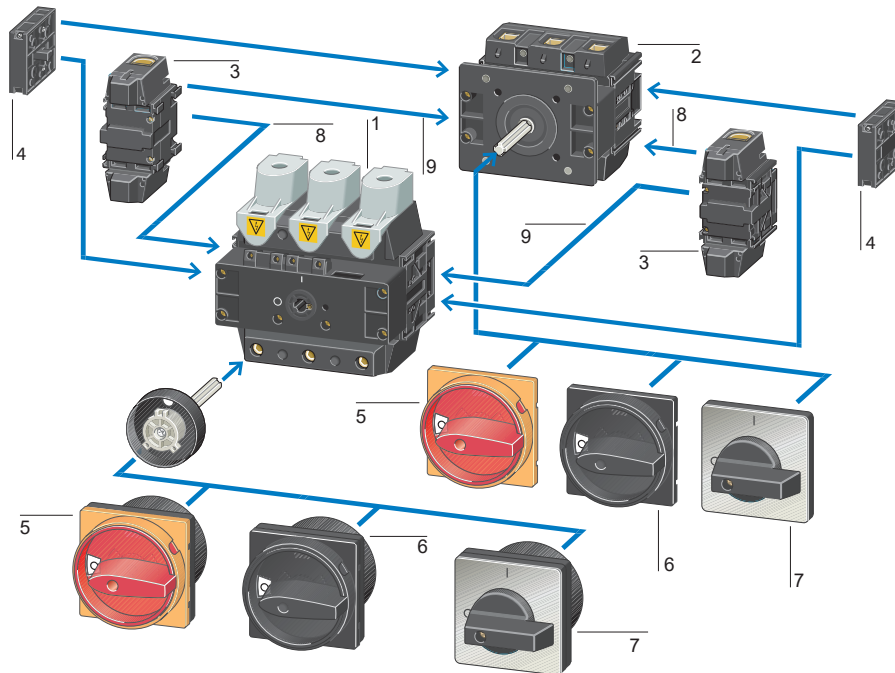
System overview

P1 and P3 Switch-disconnectors with metal shaft



1. Neutral conductor
2. P1 rear mounting switch
3. Auxiliary contact
4. P3 rear mounting switch
5. Metal shaft
6. Shaft adaptor
7. Shaft adaptor
8. Centring Adaptor
9. Thumb grip
10. Main switch (kit) black
11. Main switch kit for use as emergency switching off device (red)
12. Thumb grip kit for use as emergency switching off device (red)
13. K-Line padlock handles
14. K-Line cylinder lock handles

P5 Switch-disconnectors



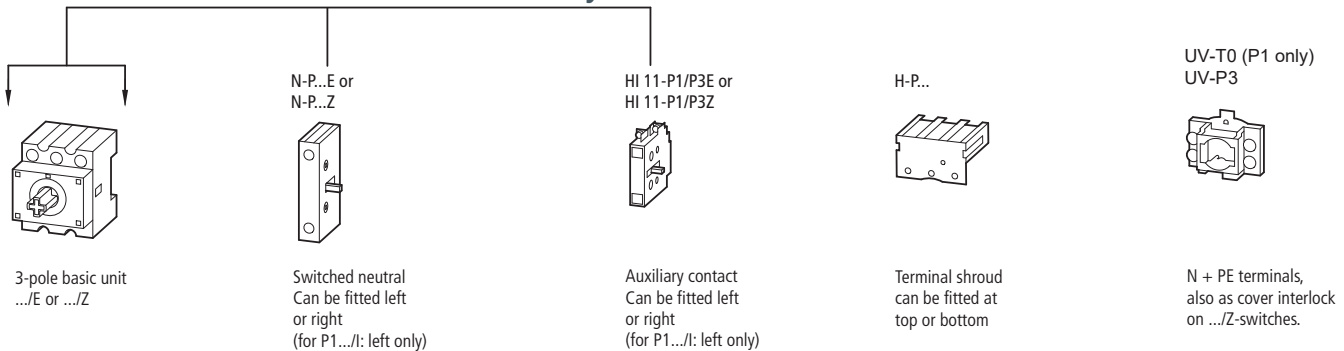
1. Rear mounting
2. Flush mounting
3. Neutral conductors
4. Auxiliary contacts
5. Main switch (kit) for use as emergency switching off device
6. Main switch (kit)
7. Thumb grip
8. Ground terminal
9. Neutral terminal

P Switch-disconnectors - Overview

P1 and P3 Key to part numbers

P	Switch size	-	Rated uninterrupted current	/	Mounting form	-	Part number suffix	/	Accessories
	P1 or P3	-		/		-		/	

P1 and P3 add-on function due to modular system



Catalogue number system

Flush mounting 'E' and 'EA'

P	-	Rated current (Amps)	/	Mounting form, switch type, handle type	/	Accessories			
P1		25 (P1 only)		EA/SVB : Flush mounting, main switch with red/yellow handle EA/SVB-SW : Flush mounting, main switch with black handle E : Flush mounting with black thumb grip and front plate E-RT : Flush mounting with red thumb grip					
		32 (P1 only)							
		40 (P1 only)							
P3		63 (P3 only)							
		100 (P3 only)							
P5		125 (P5 only)							
		160 (P5 only)							
		250 (P5 only)							
		315 (P5 only)							

Centre mounting 'EZ' P1 switch-disconnectors

P	-	Rated current (Amps)	/	Switch type, mounting form, handle type	/	Nb of poles
P1		25 (P1 only)		EZ : Centre mounting, ON-OFF switch with black thumb grip and front plate		N : 3-pole + Neutral
		32 (P1 only)				
		40 (P1 only)				

Surface mounting 'I' P1 and P3 switch-disconnectors fitted in Ci-K Enclosures

P	-	Rated current (Amps)	/	Mounting form	Ci-K Enclosure size (H x W mm)	H	/	Type of switch, handle	/	Accessories	
P1		25 (P1 only)		I : Surface mounting in Ci-K Enclosure	1 (131 x 80 mm)	H : Hard knockouts		SVB : Main switch with red/yellow handle SVB-SW : Main switch with black handle MBS/SVB : Main switch with red/yellow handle and pre-assembled EMC screen MBS/SVB-SW : Main switch with black handle and pre-assembled EMC screen SVA(S) : Panic switch with SVA cylinder lock SVC(S) : Panic switch with SVC padlock SVA(A) : ON-OFF switch with SVA cylinder lock S : ON-OFF switch with key operation lock mechanism ST-0			
		32 (P1 only)									
		40 (P1 only)									
P3		63 (P3 only)									2 (181 x 100 mm)
											3 (222 x 120 mm)
			4 (240 x 160 mm)								
			5 (280 x 200 mm)								

P Switch-disconnectors - Overview

Catalogue number system

Surface mounting 'SE' P1 and P3 switch-disconnectors fitted in steel enclosure

P	-	Rated current (Amps)	/	Steel enclosure type	/	Switch type, handle type	/	Accessories
P1		25 (P1 only)		SE1 (P1 only)		SVB: Main switch with red/yellow handle		
		32 (P1 only)		SE3 (P3 only)		SVB-SW: Main switch with black handle		
		40 (P1 only)						
P3		63 (P3 only)				(Blank) Switch with ON-OFF function		
		100 (P3 only)						

Service distribution board mounting 'IVS' P1, P3 and P5 switch-disconnectors

P	-	Rated current (Amps)	/	Mounting form, switch type, handle type
P1		25 (P1 only)		IVS: ON-OFF Service distribution board mounting switch with black thumb grip and front plate
		32 (P1 only)		
		40 (P1 only)		IVS-RT: ON-OFF Service distribution board mounting switch with red thumb grip
P3		63 (P3 only)		
		100 (P3 only)		

Rear mounting 'V/SVB', 'M4' and 'Z' P1, P3 and P5 switch-disconnectors

P	-	Rated current (Amps)	/	Mounting form, switch type, handle type	/	Accessories
P1		25 (P1 only)		V/SVB: Rear mounting, main switch with red/yellow handle		
		32 (P1 only)		V/SVB-SW: Rear mounting, main switch with black handle		
		40 (P1 only)				
P3		63 (P3 only)		M4/SVB: Rear mounting, main switch with 400 mm extension shaft with red/yellow handle		
		100 (P3 only)		M4/SVB-SW: Rear mounting, main switch with 400 mm extension shaft with blank handle		
P5		125 (P5 only)				
		160 (P5 only)		M4/K2-P.: Main switch with 400 mm extension shaft with K Line K2 handle, padlockable		
		250 (P5 only)		Z : ON-OFF switch with black thumb grip and front plate		
		315 (P5 only)		Z/SVA(A) : ON-OFF switch with black thumb grip and front plate and SVA cylinder locks		

For any Switch-disconnectors that currently holds a North American (NA) approval, a NA style variant can be made available to order, please contact your local sales representative for more information.

T Rotary Cam switches - Overview

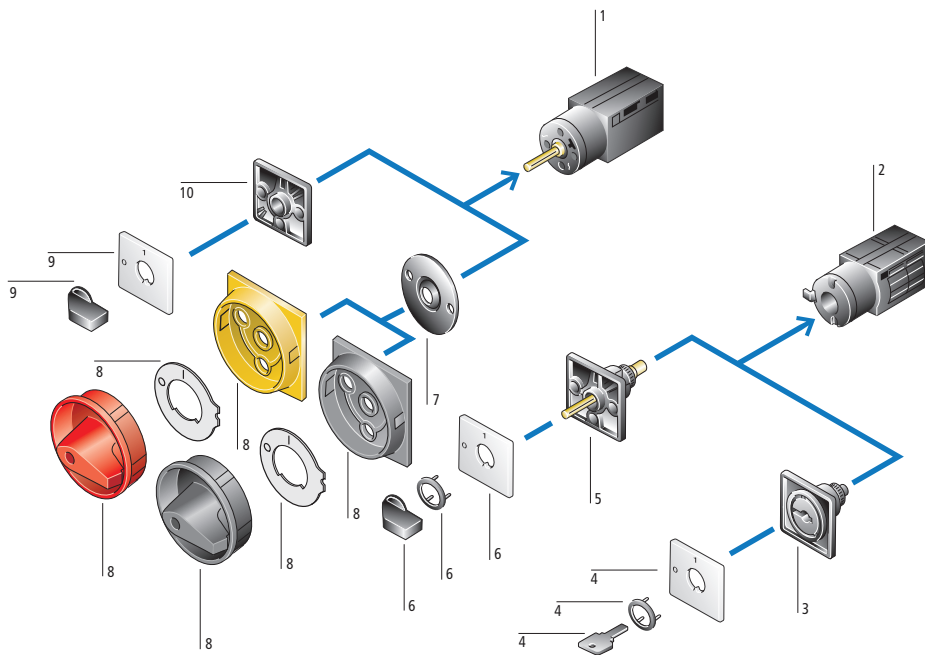
Range overview by switch-disconnectors type and mounting forms

	TM	T0	T3	T5B	T5	T6	T8
Rated current (Amps)	≤10	20	32	63	100	160	315
Rated voltage (V a.c.)	500 V	690 V	690 V	690 V	690 V	690 V	690 V
Max motor rating AC-23A 400/415 V 50/60 Hz	3.0 kW	6.5 kW	13 kW	22 kW	30 kW	55 kW	132 kW
Switch-disconnectors							
Main switches maintenance/manual override switches		✓	✓	✓	✓	✓	✓
On-Off switches	✓	✓	✓	✓	✓		
Changeover switches		✓	✓	✓	✓	✓	✓
Reversing switch with 0 position		✓	✓	✓			
Star-delta switches		✓	✓	✓			
Reversing star-delta switches		✓	✓	✓			
Multi-speed switch		✓	✓	✓			
Reversing multi-speed switches		✓	✓	✓			
Control switches							
Step switches	✓	✓	✓				
Control circuit isolators	✓						
On-Off switches		✓	✓				
Changeover switches	✓	✓	✓				
Manual/Auto switches	✓	✓	✓				
On switches		✓	✓				
Universal control switches		✓	✓				
Coding switches	✓	✓	✓				
Series switches		✓	✓				
Instrument selector switches		✓	✓				
Mini Cam Group switches	✓						
Mini Cam ON-OFF switches	✓						
Mini Cam Reversing switches	✓						
Switches with locking mechanism - Panic switch							
With cylinder lock SVA		✓					
With padlocking feature SVC		✓					
On-Off switch without emergency stop function		✓					
Mounting forms							
'E' Flush mounting	✓	✓	✓	✓	✓	✓	✓
'EA/SVB' Flush mounting main switch		✓	✓	✓	✓		
'EZ' Centre mounting	✓	✓	✓				
'I' Enclosed switch-disconnector fitted in Ci-K Enclosure		✓	✓	✓	✓	✓	✓
'IVS' Service distribution board mounting	✓	✓	✓	✓			
'MBS' Enclosed switch-disconnector fitted in Ci-K Enclosure, with pre-assembled EMC screen		✓					
'SE' Enclosed switch-disconnectors fitted in steel enclosures		✓	✓				
'V/SVB' Rear mounting main switches		✓	✓	✓	✓	✓	✓
'Z' Rear mounting		✓	✓	✓	✓		

T Rotary Cam switches - Overview

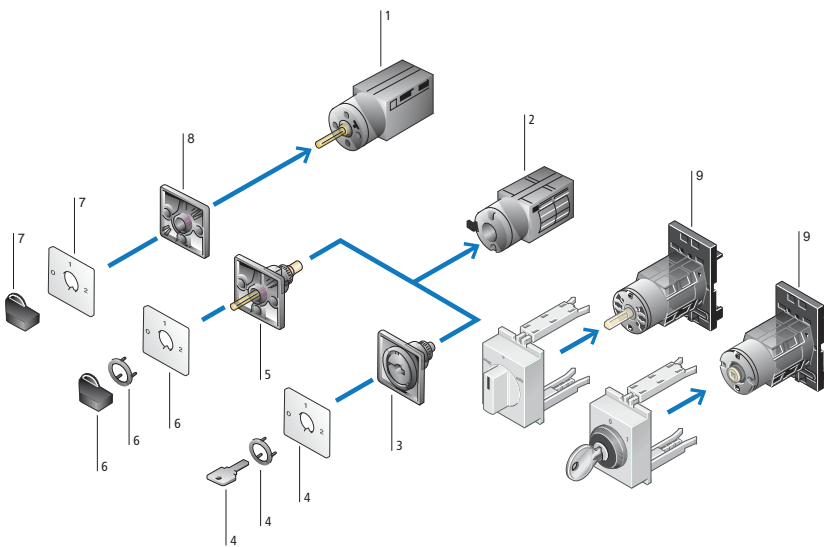
System overview

TM Switch-disconnectors



- 1. Flush mounting
- 2.Center mounting
- 3 and 4 . Key operation for center mounting
- 5 and 6. Standard switches for center mounting
- 7 and 8. Control circuit isolators
- 9 and 10. Standard switches for flush mounting

TM - Control switches

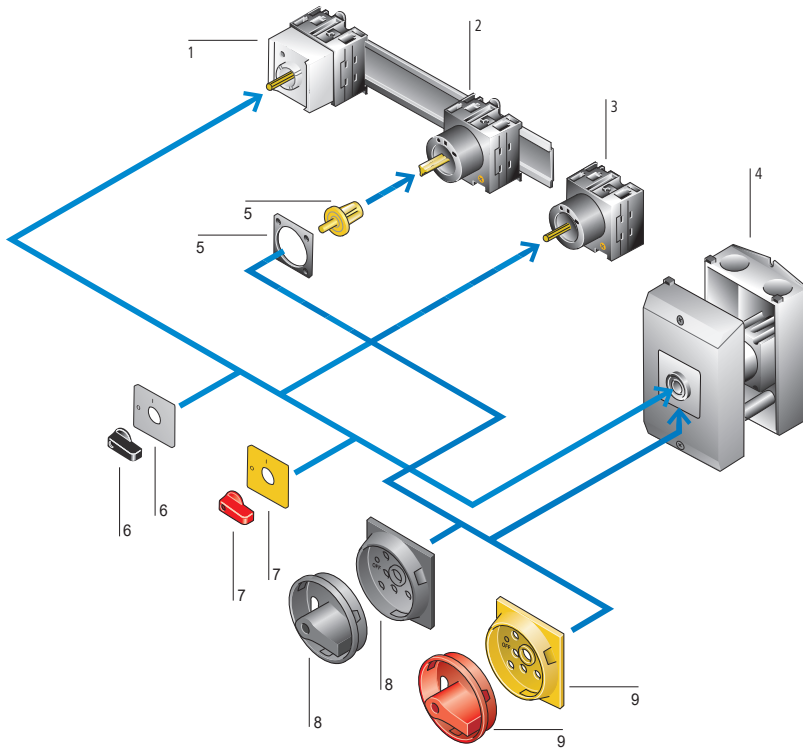


- 1. Flush mounting
- 2.Center mounting
- 3 and 4 . Key operation for center mounting
- 5 and 6. Standard switches for center mounting
- 7 and 8. Standard switches for flush mounting
- 9. Service distribution board mounting

T Rotary Cam switches - Overview

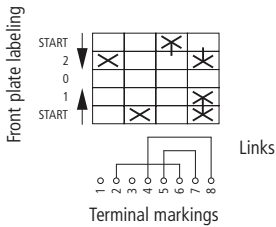
System overview

T0, T3, T5B, T5 Switch-disconnectors



1. Service distribution board mounting
2. Rear mounting
3. Flush mounting
4. Surface mounting
5. Coupling drive
6. Thumb grip
7. Thumb grip for use as emergency switching off device (not for Control switch)
8. Main switch kit (not for Control switch)
9. Main switch kit not for use as emergency switch-off (not for Control switch)

Circuit representation for all T versions



Switch from 0 to 1

Contact 1 – 2 open,
Contact 3 – 4 open,
Contact 5 – 6 open,
Contact 7 – 8 closed

Switch from 1 to START
with automatic return to 1

Contact 1 – 2 open,
Contact 3 – 4 closed,
Contact 5 – 6 open,
Contact 7 – 8 remains closed

Switch from 1 to 0

Contact 1 – 2 open,
Contact 3 – 4 open,
Contact 5 – 6 open,
Contact 7 – 8 open

Switch from 0 to 2

Contact 1 – 2 closed,
Contact 3 – 4 open,
Contact 5 – 6 open,
Contact 7 – 8 closed

Switch from 2 to START
with automatic return to 2

Contact 1 – 2 open,
Contact 3 – 4 open,
Contact 5 – 6 closes with early make,
Contact 7 – 8 opens with late break

Switch from 2 to 0

Contact 1 – 2 open,
Contact 3 – 4 open,
Contact 5 – 6 open,
Contact 7 – 8 open

T Rotary Cam switches - Overview

TM - Key to part numbers

The TM Mini cam switch is a particularly small switch for small space requirements. It is ideally suited for lower voltages and currents such as electronic controls. For greater safety the contacts are gold plated. The TM switches have consecutive terminal markings starting with 1.

TM	-	Number of contact chambers	-	Contact sequence number	-	Mounting form	+	Accessories
TM	-	= contact units	-		-		+	

T0 and T3 Cam switches - Key to part numbers

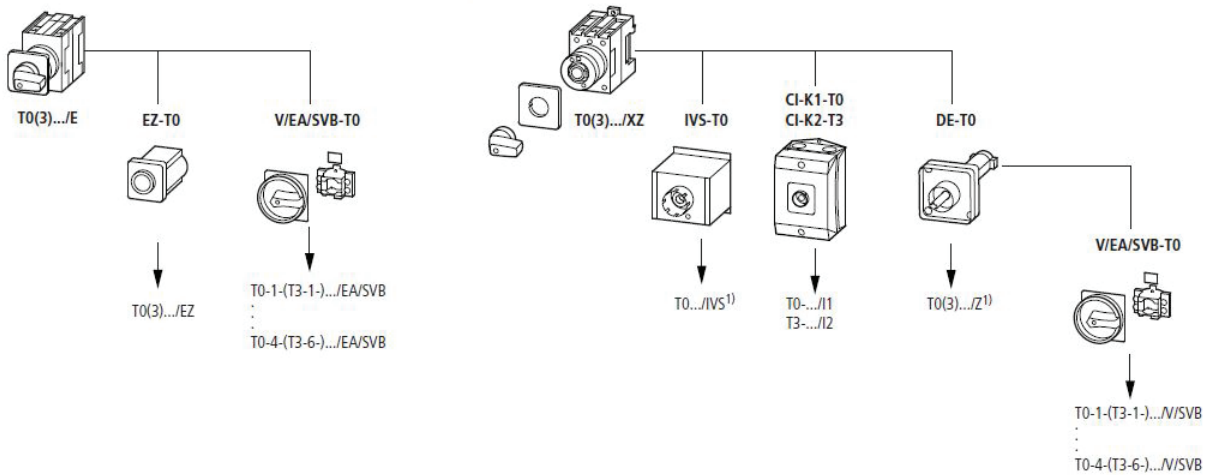
Cam switches can be used for many switching and control applications. For example ON-OFF switches, main switches, main/control switches, instrument switches.

The switches consist of a hand actuator, the switch unit and the mounting accessories.

The contact chambers (contact unit = BE) contains 1 or 2 contacts.

T	Switch size	-	Number of contact chambers	-	Contact sequence number	/	Mounting form
T0 or T3		-	= contact units	-		/	

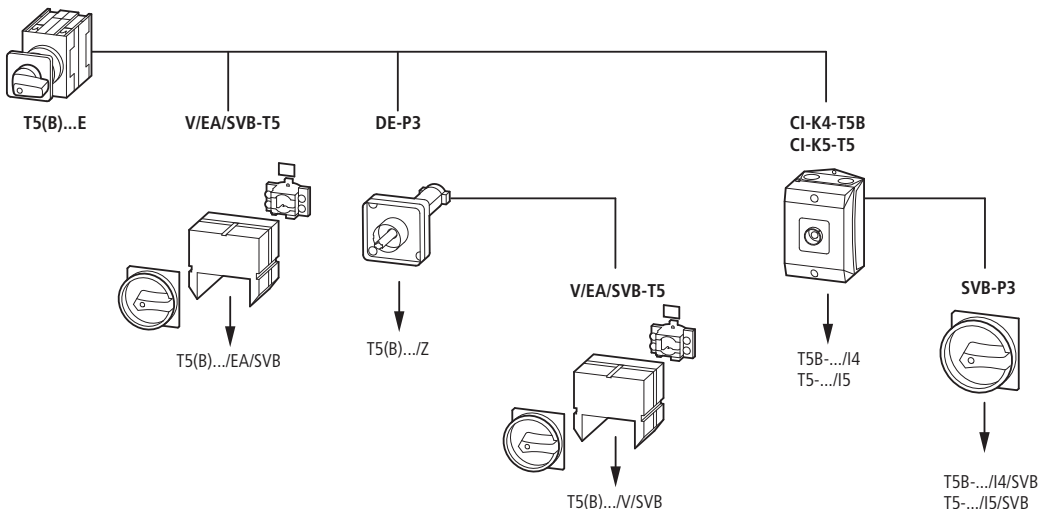
Using the modular system to convert the mounting form



T5(B) Cam switches - Key to part numbers

T	Switch size	-	Number of contact chambers	-	Contact sequence number	/	Mounting form
T5(B)		-	= contact units	-		/	

Using the modular system to convert the mounting form T5(B)



T Rotary Cam switches - Overview

Catalogue number system

Flush mounting 'E' and 'EA'

T	Switch size	-	Number of contact units (contact chambers)	-	Contact sequence number	/	Mounting form, switch type, handle type	/	Accessories
T	M (10 A) 0 (20 A) 3 (32 A) 5B (63 A) 5 (100 A) 6 (160 A) 8 (315 A)		TM: Maximum 8 chambers / 16 contacts T0/T3: maximum 11 chambers / 22 contacts T5/TB: maximum 10 chambers / 20 contacts				EA/SVB : Flush mounting, main switch with red/yellow handle EA/SVB-SW : Flush mounting, main switch with black handle E : Flush mounting with black thumb grip and front plate E-RT : Flush mounting, ON-OFF switch with red thumb grip		

Centre mounting 'EZ'

T	Switch size	-	Number of contact units (contact chambers)	-	Contact sequence number	/	Mounting form, switch type, handle type	/	Accessories
T	M (10 A) 0 (20 A) 3 (32 A)		TM: Maximum 8 chambers / 16 contacts T0/T3: maximum 11 chambers / 22 contacts				EZ : Centre mounting with black thumb grip and front plate		

Rear mounting 'V/SVB', 'M4' and 'Z' T switch-disconnectors

T	Switch size	-	Number of contact units (contact chambers)	/	Number of contact units (contact chambers)	/	Accessories
T	0 (20 A) 3 (32 A) 5B (63 A) 5 (100 A) 6 (160 A) 8 (315 A)				V/SVB: Rear mounting, main switch with red/yellow handle V/SVB-SW: Rear mounting, main switch with black handle Z: ON-OFF switch with black thumb grip and front plate Z/SVA(A): ON-OFF switch with black thumb grip and front plate and SVA cylinder locks		

Service distribution board mounting 'IVS' T0 switch-disconnectors

T	Switch size	/	Number of contact units (contact chambers)	/	Mounting form, switch type, handle type	/	Accessories
T	0 (20 A)		T0/T3: maximum 11 chambers / 22 contacts		IVS : ON-OFF Service distribution board mounting switch with black thumb grip and front plate IVS-RT : ON-OFF Service distribution board mounting switch with red thumb grip		

T Rotary Cam switches - Overview

Catalogue number system

Enclosed 'I' switch-disconnectors fitted in Ci-K Enclosures

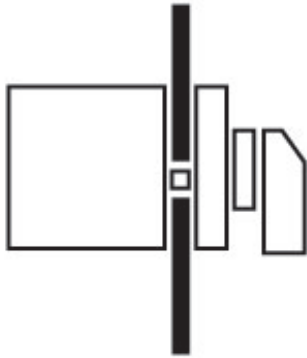
T	Switch size	-	Number of contact units (contact chambers)	/	Mounting form	Ci-K Enclosure size (H x W mm)	/	Type of switch, handle	/	Accessories
T	0 (20 A) 3 (32 A) 5B (63 A) 5 (100 A) 6 (160 A) 8 (315 A)		T0/T3: max 11 chambers / 22 contacts T5/TB: max 10 chambers / 20 contacts		I : Surface mounting in Ci-K Enclosure	1 (131 x 80 mm) 2 (181 x 100 mm) 3 (222 x 120 mm) 4 (240 x 160 mm) 5 (280 x 200 mm)		SVB: Main switch with red/yellow handle SVB-SW: Main switch with black handle MBS/SVB: Main switch with red/yellow handle and pre-assembled EMC screen MBS/SVB-SW: Main switch with black handle and pre-assembled EMC screen SVA(S): Panic switch with SVA cylinder lock SVA(A): ON-OFF switch with SVA cylinder lock SVC(S): Panic switch with SVC padlock SI: Safety switch		

Enclosed 'SE' T0 and T3 switch-disconnectors fitted in steel enclosure

T	Switch size	-	Number of contact units (contact chambers)	-	Steel enclosure size	/	Type of switch, handle
T	0 (20 A) 3 (32 A)		T0/T3: max 11 chambers / 22 contacts		SE1 SE3		SVB: Main switch with red/yellow handle SVB-SW: Main switch with black handle (Blank) Switch with ON-OFF function

For any Switch-disconnectors that currently holds a North American (NA) approval, a NA style variant can be made available to order, please contact your local sales representative for more information.

Flush mounting switch-disconnectors



Description

Flush mounting switch-disconnectors can be easily installed, using two-hole screw mounting, directly onto doors, panels, lids, enclosures in machinery, switchboard and switchgear.

Standards/Approvals

See details page 178

Technical data

- Voltage: 690 V a.c.
- Current: 10 A to 315 A
- Front IP65

Options

- With or without emergency switching off/emergency stop function
- With and without auxiliary contacts
- With red rotary handle and yellow locking collar and black rotary handle and locking collar
- 1-pole to 8-pole



P3 Flush mounting



T0 Flush mounting

Flush mounting - Range overview

Rated current	10 A	20 A	25 A	32 A	40 A	63 A	100 A	125 A	160 A	250 A	275 A	315 A		
On-Off switch-disconnectors	TM	T0	P1	P1	T3	P1	P3	T5B	P3	T5	P5	P5	P5	P5
Without auxiliary contacts	✓	✓	✓	✓	✓	✓	✓	✓	✓	✓	✓	✓	✓	✓
With auxiliary contacts		✓			✓			✓		✓				
Main switch-disconnectors		T0	P1	P1	T3	P1	P3	T5B	P3	T5	P5	P5	P5	P5
Without auxiliary contacts		✓	✓	✓	✓	✓	✓	✓	✓	✓	✓	✓	✓	✓
With auxiliary contacts		✓	✓	✓	✓	✓	✓	✓	✓	✓	✓	✓	✓	✓
Changeover switch-disconnectors	TM	T0			T3			T5B		T5			T6	T8
Without auxiliary contacts	✓	✓			✓			✓		✓			✓	✓
Coding switch-disconnectors	TM	T0												
Without auxiliary contacts	✓	✓												
Manual/auto switch-disconnectors	TM	T0												
Without auxiliary contacts	✓	✓												
Multi speed switch-disconnectors		T0			T3			T5B						
Without auxiliary contacts		✓			✓			✓						
Reversing switch-disconnectors	TM	T0			T3			T5B						
Without auxiliary contacts	✓	✓			✓			✓						
Selector switch-disconnectors		T0												
Without auxiliary contacts		✓												
Star-delta switch-disconnectors		T0			T3			T5B						
Without auxiliary contacts		✓			✓			✓						
Step switch-disconnectors	TM	T0												
Without auxiliary contacts	✓	✓												
Step switch-disconnectors for heating		T0												
Without auxiliary contacts		✓												
Universal switch-disconnectors		T0												
Without auxiliary contacts		✓												

Flush mounting - On-Off switch-disconnectors without auxiliary contacts

Without emergency switch off/emergency stop function

Front plate	Contact sequence	Number of poles N/O	Rated current	Part number	Article number	Pack qty	Suitable for export to North America (US and Canada)	Padlockable handle
On-Off switches 90°								
F 056		1	10 A	TM-1-8290/E	070131	1	✓	X
		2	10 A	TM-1-8291/E	072504	1	✓	X
		3	10 A	TM-2-8292/E	074877	1	✓	X
		3+N	10 A	TM-2-8293/E	077250	1	✓	X
		6	10 A	TM-3-8256/E	079623	1	✓	X
Without auxiliary contacts								
FS 908		1	20 A	T0-1-8200/E	067352	1	✓	X
		32 A	T3-1-8200/E	064208	1	✓	X	
		63 A	T5B-1-8200/E	094281	1	✓	X	
		2	20 A	T0-1-102/E	088709	1	✓	X
		32 A	T3-1-102/E	076073	1	✓	X	
		63 A	T5B-1-102/E	094471	1	✓	X	
		3	20 A	T0-2-1/E	024639	1	✓	X
		25 A	P1-25/E	038724	1	✓	X	
		32 A	P1-32/E	079065	1	✓	X	
		40 A	P1-40/E	199889	1	X	X	
		63 A	P3-63/E	026861	1	✓	X	
		80 A	P3-80/E	EP-400919	1	✓	X	
		100 A	P3-100/E	067201	1	✓	X	
		125 A	P5-125/E	280897	1	✓	X	
		160 A	P5-160/E	280921	1	✓	X	
		250 A	P5-250/E	280935	1	✓	X	
		3 + N	20 A	T0-2-8900/E	207398	1	✓	X
		25 A	P1-25/E/N	076845	1	✓	X	
		32 A	P1-32/E/N	093456	1	✓	X	
		40 A	P1-40/E/N	199891	1	X	X	
		63 A	P3-63/E/N	019894	1	✓	X	
		80 A	P3-80/E/N	EP-400921	1	✓	X	
		100 A	P3-100/E/N	031759	1	✓	X	
		6	20 A	T0-3-8342/E	043624	1	✓	X
		32 A	T3-3-8342/E	045225	1	✓	X	
		63 A	T5B-3-8342/E	092310	1	✓	X	
		8	20 A	T0-4-8344/E	014000	1	✓	X
32 A		T3-4-8344/E	020593	1	✓	X		
63 A		T5B-3-8344/E	092064	1	✓	X		



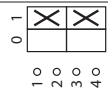
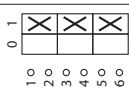
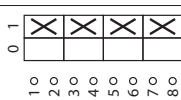

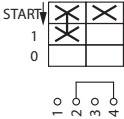


067352

Photo is representative

Flush mounting - On-Off switch-disconnectors without auxiliary contacts

Without emergency switch off/emergency stop function

Front plate	Contact sequence	Number of poles N/O	Rated current	Part number	Article number	Pack qty	Suitable for export to North America (US and Canada)	Padlockable handle
On-Off switches 30°								
 FS 415		1	20 A	T0-1-15401/E	038854	1	✓	X
		2	20 A	T0-1-15402/E	053092	1	✓	X
		3	20 A	T0-2-15403/E	067330	1	✓	X
		4	20 A	T0-2-15404/E	081568	1	✓	X
TM Switch-disconnector 90°/30° with Automatic (spring) return to 1								
 F 119		1	10 A	TM-1-8178/E	098608	1	✓	X



053092



098608

Photos are representative

Flush mounting - On-Off switch-disconnectors without auxiliary contacts

Without emergency switch off/emergency stop function

Front plate	Contact sequence	Number of poles N/O	Rated current	Part number	Article number	Pack qty	Suitable for export to North America (US and Canada)	Padlockable handle
With Automatic (spring) return in START position								
		1	20 A	T0-1-15511/E	019875	1	✓	X
		2	20 A	T0-2-15512/E	034113	1	✓	X
		3	20 A	T0-3-15513/E	048351	1	✓	X
		2	20 A	T0-2-8177/E	015130	1	✓	X



019875

Without emergency switch off/emergency stop function

Front plate	Contact sequence	Pole N/O	Rated current	Part number	Article number	Pack qty	Suitable for export to North America (US and Canada)	Padlockable handle
With locking mechanism - Key can only be withdrawn in position 0 (Pos A)								
		3	20 A	T0-2-1/E/SVA(A)	050976	1	✓	✓
		3	25 A	P1-25/E/SVA(A)	050965	1	✓	✓
		3	32 A	P1-32/E/SVA(A)	050970	1	✓	✓
With locking mechanism Key operation lock mechanism ST-0 Key can only be withdrawn in position 0 (Pos A)								
		2	20 A	T0-1-102/EZ/S	014933	1	✓	X





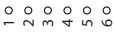
050976

014933

Photos are representative

Flush mounting - On-Off switch-disconnectors without auxiliary contacts




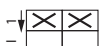

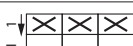




Without emergency switch off/emergency stop function

Front plate	Contact sequence	Pole N/O	Rated current	Part number	Article number	Pack qty	Suitable for export to North America (US and Canada)	Padlockable handle
Panic switch-disconnector fitted with a SVA Cylinder lock Supplied with two keys If the key is withdrawn in position 1 the switch can be switched off but not on again without the key								
 FS 908	 	3	20 A	T0-2-1/E/SVA(S)	050977	1	✓	✓
		3	25 A	P1-25/E/SA(S)	050966	1	✓	✓
		3	32 A	P1-32/E/SA(S)	044977	1	✓	✓



050966

Without emergency switch off/emergency stop function

Front plate	Contact sequence	Number of poles N/O	Rated current	Number of poles	Part number	Article number	Pack qty	Suitable for export to North America (US and Canada)	Padlockable handle	
Automatic (spring) return from position 1										
 FS 4721	 	1	20 A	1	T0-1-15321/E	086317	1	✓	X	
		 	2	20 A	2	T0-1-15322/E	010382	1	✓	X
			 	3	20 A	3	T0-2-15323/E	024620	1	✓
Automatic (spring) return in position 0 and 1										
 FS 456	 	1	20 A		T0-1-15366/E	081572	1	✓	X	



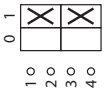
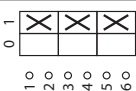
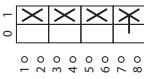

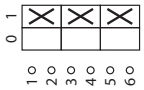

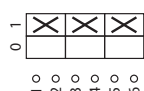


024620

Photos are representative

Flush mounting - On-Off switch-disconnectors without auxiliary contacts

With emergency switch off/emergency stop function


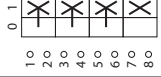
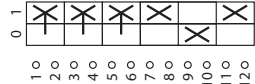
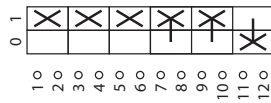
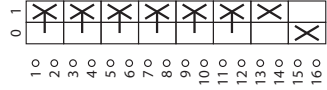
Front plate	Contact sequence	Number of poles N/O	Rated current	Part number	Article number	Pack qty	Suitable for export to North America (US and Canada)	Padlockable handle		
 FS 908		1	20 A	T0-1-8200/E-RT	009474	1	✓	X		
			32 A	T3-1-8200/E-RT	017025	1	✓	X		
			63 A	T5B-1-8200/E-RT	094280	1	✓	X		
			100 A	T5-1-8200/E-RT	097225	1	X	X		
		2	20 A	T0-1-102/E-RT	009046	1	✓	X		
			32 A	T3-1-102/E-RT	016318	1	✓	X		
			63 A	T5B-1-102/E-RT	094470	1	✓	X		
				3	20 A	T0-2-1/E-RT	011082	1	✓	X
					25 A	P1-25/E-RT	002388	1	✓	X
					32 A	P1-32/E-RT	003197	1	✓	X
		3 + N	40 A	P1-40/E-RT	199902	1	X	X		
			63 A	P3-63/E-RT	005743	1	✓	X		
80 A			P3-80/E-RT	EP-400932	1	✓	X			
100 A			P3-100/E-RT	007189	1	✓	X			
Panic switch-disconnector fitted with a SVA Cylinder lock Supplied with two keys										
 FS 908 GE		3	20 A	T0-2-1/E/SVA(S)-RT	228291	1	✓	✓		
			25 A	P1-25/E/SVA(S)-RT	050967	1	✓	✓		
			32 A	P1-32/E/SVA(S)-RT	050971	1	✓	✓		
Panic switch-disconnectors fitted with SVC Padlocking feature Supplied with two keys If the locking device is padlocked in position 1 the switch can be switched off but not on again without removing the padlock. Lockable with max 3 padlocks										
 FS 908 GE		3	20 A	T0-2-1/E/SVC(S)-RT	044973	1	✓	✓		
			25 A	P1-25/E/SVC(S)-RT	044974	1	✓	✓		
			32 A	P1-32/E/SVC(S)-RT	044975	1	✓	✓		



Photos are representative

Flush mounting - On-Off switch-disconnectors with auxiliary contacts

Without emergency switch off/emergency stop function

Front plate	Contact sequence	Number of poles			Auxiliary contacts			Rated current	Part number	Article number	Pack qty	Suitable for export to North America (US and Canada)	Padlockable handle
		N/O	N/O	N/C	N/O	N/O	N/C						
Without emergency switch off/emergency stop function													
 FS 908		3	1	0	20 A	T0-2-15679/E	029387	1	✓	X			
		3	2	1	20 A	T0-3-15683/E	016619	1	✓	X			
					32 A	T3-3-15683/E	014377	1	✓	X			
		3 + N	1	1	20 A	T0-3-8901/E	231938	1	✓	X			
					32 A	T3-3-8901/E	231949	1	✓	X			
		6	1	1	20 A	T0-4-15682/E	010405	1	✓	X			
					32 A	T3-4-15682/E	023869	1	✓	X			
					63 A	T5B-4-15682/E	207424	1	✓	X			
					100 A	T5-4-15682/E	207412	1	✓	X			




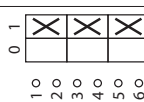
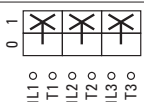
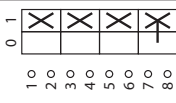
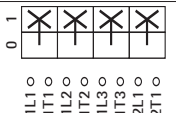
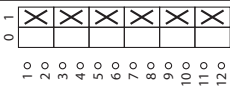
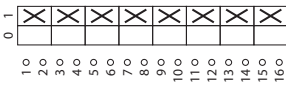


207412

Photo is representative

Flush mounting - Main switch-disconnectors without auxiliary contacts

Without emergency switch off/emergency stop function

Front plate	Contact sequence	Number of poles N/O	Rated current	Part number	Article number	Pack qty	Suitable for export to North America (US) and Canada	Padlockable handle		
 FS 908		1	20 A	T0-1-8200/EA/SVB-SW	055483	1	✓	✓		
			32 A	T3-1-8200/EA/SVB-SW	068949	1	✓	✓		
			63 A	T5B-1-8200/EA/SVB-SW	094278	1	✓	✓		
		2	20 A	T0-1-102/EA/SVB-SW	093451	1	✓	✓		
			32 A	T3-1-102/EA/SVB-SW	016747	1	✓	✓		
			63 A	T5B-1-102/EA/SVB-SW	094468	1	✓	✓		
			100 A	T5-1-102/EA/SVB-SW	098807	1	X	✓		
				3	20 A	T0-2-1/EA/SVB-SW	041246	1	✓	✓
					25 A	P1-25/EA/SVB-SW	048365	1	✓	✓
	30 A	P3-30/EA/SVB-SW-MCS			237893	1	✓	✓		
	32 A	P1-32/EA/SVB-SW			053111	1	✓	✓		
	40 A	P1-40/EA/SVB-SW			199898	1	X	✓		
63 A	P3-63/EA/SVB-SW	057857			1	✓	✓			
	3	125 A	P5-125/EA/SVB-SW	280911	1	✓	✓			
		160 A	P5-160/EA/SVB-SW	280925	1	✓	✓			
		250 A	P5-250/EA/SVB-SW	280939	1	✓	✓			
		315 A	P5-315/EA/SVB-SW	280953	1	✓	✓			
			3 + N	20 A	T0-2-8900/EA/SVB-SW	207401	1	✓	✓	
				25 A	P1-25/EA/SVB-SW/N	083960	1	✓	✓	
32 A	P1-32/EA/SVB-SW/N			093452	1	✓	✓			
40 A	P1-40/EA/SVB-SW/N			199900	1	X	✓			
63 A	P3-63/EA/SVB-SW/N			012771	1	✓	✓			
100 A	P3-100/EA/SVB-SW/N			022263	1	✓	✓			
	3 + N	125 A	P5-125/EA/SVB-SW/N	280913	1	✓	✓			
		160 A	P5-160/EA/SVB-SW/N	280927	1	✓	✓			
		250 A	P5-250/EA/SVB-SW/N	280941	1	✓	✓			
		315 A	P5-315/EA/SVB-SW/N	280955	1	✓	✓			
			6	20 A	T0-3-8342/EA/SVB-SW	031755	1	✓	✓	
				32 A	T3-3-8342/EA/SVB-SW	073699	1	✓	✓	
63 A	T5B-3-8342/EA/SVB-SW			092307	1	✓	✓			
100 A	T5-3-8342/EA/SVB-SW			096382	1	X	✓			
	8			20 A	T0-4-8344/EA/SVB-SW	008268	1	✓	✓	
				32 A	T3-4-8344/EA/SVB-SW	008965	1	✓	✓	
		63 A	T5B-4-8344/EA/SVB-SW	092061	1	✓	✓			
		100 A	T5-4-8344/EA/SVB-SW	095960	1	X	✓			




















053111

Photo is representative

Flush mounting - Main switch-disconnectors without auxiliary contacts

With emergency switch off/emergency stop function

Front plate	Contact sequence	Number of poles N/O	Rated current	Part number	Article number	Suitable for export to North America (US) and Canada	Padlockable handle			
 FS 908		1	20 A	T0-1-8200/EA/SVB	053110	✓	✓			
			32 A	T3-1-8200/EA/SVB	066576	✓	✓			
			63 A	T5B-1-8200/EA/SVB	094279	✓	✓			
			2	20 A	T0-1-102/EA/SVB	091078	✓	✓		
				32 A	T3-1-102/EA/SVB	014374	✓	✓		
				63 A	T5B-1-102/EA/SVB	094469	✓	✓		
				100 A	T5-1-102/EA/SVB	098808	X	✓		
						3	20 A	T0-2-1/EA/SVB	038873	✓
	25 A	P1-25/EA/SVB	041097				✓	✓		
	30 A	P3-30/EA/SVB-MCS	237892				✓	✓		
	32 A	P1-32/EA/SVB	081438				✓	✓		
	40 A	P1-40/EA/SVB	199894				X	✓		
	63 A	P3-63/EA/SVB	031607				✓	✓		
	80 A	P3-80/EA/SVB	EP-400924				✓	✓		
	100 A	P3-100/EA/SVB	074320				✓	✓		
	125 A	P5-125/EA/SVB	280898				✓	✓		
	160 A	P5-160/EA/SVB	280922				✓	✓		
	250 A	P5-250/EA/SVB	280936				✓	✓		
	315 A	P5-315/EA/SVB	280950				✓	✓		
			3 + N	20 A	T0-2-8900/EA/SVB	207400	✓	✓		
					3 + N	25 A	P1-25/EA/SVB/N	081587	✓	✓
	32 A	P1-32/EA/SVB/N	091079			✓	✓			
	40 A	P1-40/EA/SVB/N	199896			X	✓			
	63 A	P3-63/EA/SVB/N	010398			✓	✓			
80 A	P3-80/EA/SVB/N	EP-400927	✓			✓				
		3 + N	125 A	P5-125/EA/SVB/N	280910	✓	✓			
			160 A	P5-160/EA/SVB/N	280924	✓	✓			
			250 A	P5-250/EA/SVB/N	280938	✓	✓			
			315 A	P5-315/EA/SVB/N	280952	✓	✓			
					6	20 A	T0-3-8342/EA/SVB	029382	✓	✓
32 A	T3-3-8342/EA/SVB	071326				✓	✓			
63 A	T5B-3-8342/EA/SVB	092308				✓	✓			
100 A	T5-3-8342/EA/SVB	096383				X	✓			
		8				20 A	T0-4-8344/EA/SVB	008267	✓	✓
						32 A	T3-4-8344/EA/SVB	008964	✓	✓
			63 A	T5B-4-8344/EA/SVB	092062	✓	✓			
			100 A	T5-4-8344/EA/SVB	095961	X	✓			


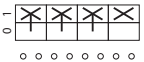
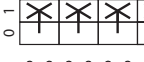

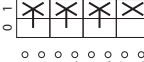
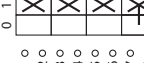


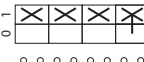



041097

Photo is representative

Flush mounting - Main switch-disconnectors with auxiliary contacts

Without emergency switch off/emergency stop function

Front plate	Contact sequence	Number of poles		Auxiliary contacts		Rated current	Part number	Article number	Pack qty	Suitable for export to North America (US) and Canada	Padlockable handle
		N/O	N/C	N/O	N/C						
 FS 908	 1 0 1 2 3 4 5 6 7 8	3		1	0	20 A	T0-2-15679/EA/SVB-SW	083961	1	✓	✓
	 1 0 1 2 3 4 5 6 7 8 13 14 21 22	3		1	1	25 A	P1-25/EA/SVB-SW/Hi11	070194	1	✓	✓
		32 A	P1-32/EA/SVB-SW/Hi11	012772	1	✓	✓				
		40 A	P1-40/EA/SVB-SW/Hi11	199899	1	X	✓				
		63 A	P3-63/EA/SVB-SW/Hi11	022264	1	✓	✓				
	 1 0 11 12 13 14 17 18 19 20	3		1	0	125 A	P5-125/EA/SVB-SW/Hi10	280912	1	✓	✓
		160 A	P5-160/EA/SVB-SW/Hi10	280926	1	✓	✓				
		250 A	P5-250/EA/SVB-SW/Hi10	280940	1	✓	✓				
		315 A	P5-315/EA/SVB-SW/Hi10	280954	1	✓	✓				
	 1 0 1 2 3 4 5 6 7 8 9 10 11 12	3	2	1		20 A	T0-3-15683/EA/SVB-SW	015600	1	✓	✓
		32 A	T3-3-15683/EA/SVB-SW	042851	1	✓	✓				
	 1 0 1 2 3 4 5 6 7 8 9 10 11 12	3 + N	1	1		20 A	T0-3-15680/EA/SVB-SW	041248	1	✓	✓
		32 A	P1-25/EA/SVB-SW/N/Hi11	050740	1	✓	✓				
		32 A	T3-3-15680/EA/SVB-SW	231946	1	✓	✓				
 1 0 1 2 3 4 5 6 7 8 9 10 11 12 13 14 21 22	3 + N	1	1		32 A	P1-32/EA/SVB-SW/N/Hi11	060232	1	✓	✓	
	40 A	P1-40/EA/SVB-SW/N/Hi11	199901	1	X	✓					
 1 0 1 2 3 4 5 6 7 8 9 10 11 12	3 + N	1	1		20 A	T0-3-8901/EA/SVB-SW	231933	1	✓	✓	
	32 A	T3-3-15680/EA/SVB-SW	014375	1	✓	✓					
	63 A	T5B-3-8901/EA/SVB-SW	207421	1	✓	✓					
	100 A	T5-3-8901/EA/SVB-SW	207409	1	X	✓					
 1 0 1 2 3 4 5 6 7 8 9 10 11 12 13 21 22	3 + N	1	1		63 A	P3-63/EA/SVB-SW/N/Hi11	069724	1	✓	✓	
	80 A	P3-80/EA/SVB-SW/N/Hi11	EP-400931	1	✓	✓					
	100 A	P3-100/EA/SVB-SW/N/Hi11	079216	1	✓	✓					
 1 0 1 2 3 4 5 6 7 8 9 10 11 12 13 14 15 16	6	1	1		20 A	T0-4-15682/EA/SVB-SW	022265	1	✓	✓	
	32 A	T3-4-15682/EA/SVB-SW	057089	1	✓	✓					
	63 A	T5B-4-15682/EA/SVB-SW	207426	1	✓	✓					
	100 A	T5-4-15682/EA/SVB-SW	207414	1	X	✓					


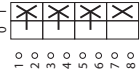
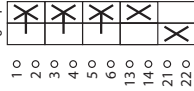
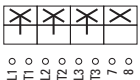
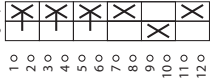
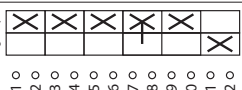
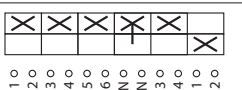
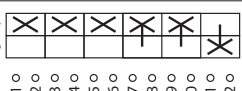
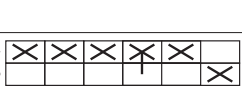

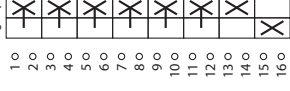


231946

Photo is representative

Flush mounting - Main switch-disconnectors with auxiliary contacts

With emergency switch off/emergency stop function

Front plate	Contact sequence	Number of poles N/O	Auxiliary contacts		Rated current	Part number	Article number	Suitable for export to North America (US) and Canada	Padlockable handle
			N/O	N/C					
 FS 908		3	1	0	20 A	T0-2-15679/EA/SVB	081588	✓	✓
		25 A	P1-25/EA/SVB/HI11	091080	✓	✓			
		32 A	P1-32/EA/SVB/HI11	072567	✓	✓			
		40 A	P1-40/EA/SVB/HI11	199895	X	✓			
		63 A	P3-63/EA/SVB/HI11	019891	✓	✓			
		80 A	P3-80/EA/SVB/HI11	EP-400926	✓	✓			
		100 A	P3-100/EA/SVB/HI11	029383	✓	✓			
		125 A	P5-125/EA/SVB/HI10	280899	✓	✓			
		160 A	P5-160/EA/SVB/HI10	280923	✓	✓			
		250 A	P5-250/EA/SVB/HI10	280937	✓	✓			
315 A		P5-315/EA/SVB/HI10	280951	✓	✓				
20 A		T0-3-15683/EA/SVB	015571	✓	✓				
	32 A	T3-3-15683/EA/SVB	040478	✓	✓				
	20 A	T0-3-15680/EA/SVB	038875	✓	✓				
	32 A	P1-25/EA/SVB/N/HI11	048367	✓	✓				
	32 A	T3-3-15680/EA/SVB	012002	✓	✓				
	32 A	P1-32/EA/SVB/N/HI11	057859	✓	✓				
	40 A	P1-40/EA/SVB/N/HI11	199897	X	✓				
	20 A	T0-3-8901/EA/SVB	231932	✓	✓				
	32 A	T3-3-8901/EA/SVB	231945	✓	✓				
	63 A	T5B-3-8901/EA/SVB	207420	✓	✓				
	100 A	T5-3-8901/EA/SVB	207408	X	✓				
	63 A	P3-63/EA/SVB/N/HI11	067351	✓	✓				
	80 A	P3-80/EA/SVB/N/HI11	EP-400928	✓	✓				
	100 A	P3-100/EA/SVB/N/HI11	076843	✓	✓				
	20 A	T0-4-15682/EA/SVB	019892	✓	✓				
	32 A	T3-4-15682/EA/SVB	054716	✓	✓				
	63 A	T5B-4-15682/EA/SVB	207425	✓	✓				
	100 A	T5-4-15682/EA/SVB	207413	✓	✓				



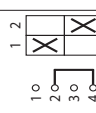

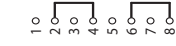
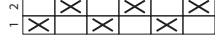
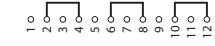
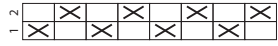
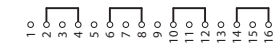
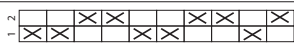
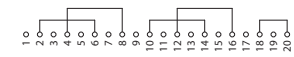
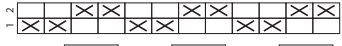
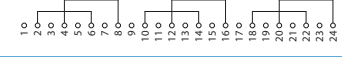


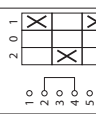

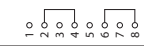
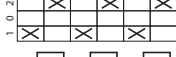


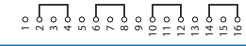

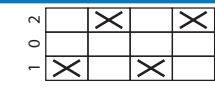
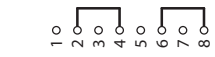

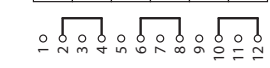


019891

Photo is representative

Flush mounting - Changeover switch-disconnectors

Without emergency switch off/emergency stop function

Front plate	Contact sequence	Number of poles N/O	Rated current	Part number	Article number	Pack qty	Suitable for export to North America (US and Canada)	Padlockable handle
Without 0 (Off) position 60°								
		1	10 A	TM-1-8220/E	081996	1	✓	X
F 072								
		2	10 A	TM-2-8221/E	084369	1	✓	X
								
		3	10 A	TM-3-8222/E	086742	1	✓	X
								
		4	10 A	TM-4-8223/E	089115	1	✓	X
								
		5	10 A	TM-5-8369/E	091488	1	✓	X
								
		6	10 A	TM-6-8370/E	093861	1	✓	X
								
With 0 (Off) position 60°								
		1	10 A	TM-1-8210/E	096234	1	✓	X
F 071								
		2	10 A	TM-2-8211/E	098607	1	✓	X
								
		3	10 A	TM-3-8212/E	010807	1	✓	X
								
		4	10 A	TM-4-8213/E	013180	1	✓	X
								
With 0 (Off) position 90°								
		2	10 A	TM-2-8219/E	017926	1	✓	X
F 057								
		3	10 A	TM-3-8299/E	020299	1	✓	X
F 071								




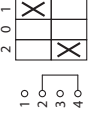

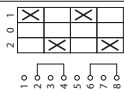

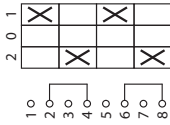

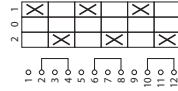

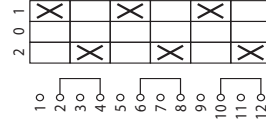

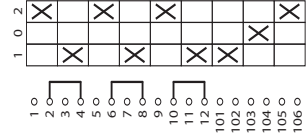

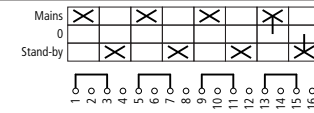

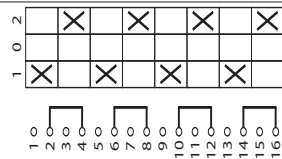

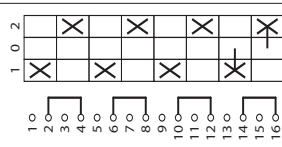


017926

Photo is representative

Flush mounting - Changeover switch-disconnectors

Without emergency switch off/emergency stop function

Front plate	Contact sequence	Number of poles N/O	Rated current	Part number	Article number	Pack qty	Suitable for export to North America (US and Canada)	Padlockable handle
With 0 (OFF) position								
 FS 429		1	20 A	T0-1-15421/E	095806	1	✓	✓
 FS 684		1	20 A	T0-1-8210/E	012742	1	✓	✓
			32 A	T3-1-8210/E	054718	1	✓	✓
			63 A	T5B-1-8210/E	094261	1	✓	✓
 FS 429		2	20 A	T0-2-15422/E	019871	1	✓	✓
 FS 4011		2	20 A	T0-2-8211/E	022234	1	✓	✓
			32 A	T3-2-8211/E	061837	1	✓	✓
			63 A	T5B-2-8211/E	093094	1	✓	✓
 FS 429		3	20 A	T0-3-15423/E	034109	1	✓	✓
 FS 684		3	20 A	T0-3-8212/E	029353	1	✓	✓
			32 A	T3-3-8212/E	068956	1	✓	✓
			63 A	T5B-3-8212/E	092386	1	✓	✓
			100 A	T5-3-8212/E	096466	1	X	✓
 FS 684		3	160 A	T6-3-8212/E/HI12	214781	1	X	✓
			315 A	T8-3-8212/E/HI12	214782	1	X	✓
 FS 161629		4	32 A	T3-4-8902/E	215222	1	✓	✓
			63 A	T5B-4-8902/E	207430	1	✓	✓
			100 A	T5-4-8902/E	207418	1	✓	✓
 FS 684		4	20 A	T0-4-8213/E	031726	1	✓	✓
			32 A	T3-4-8213/E	076075	1	✓	✓
			63 A	T5B-4-8213/E	092112	1	✓	✓
			100 A	T5-4-8213/E	096014	1	✓	✓
 FS 953		4	20 A	T0-4-8294/E	010371	1	✓	✓
			32 A	T3-4-8294/E	002513	1	✓	✓
			63 A	T5B-4-8294/E	092084	1	✓	✓
			100 A	T5-4-8294/E	095986	1	X	✓



029353



019871



Photos are representative

Flush mounting - Changeover switch-disconnectors

Without emergency switch off/emergency stop function

Front plate	Contact sequence	Number of poles N/O	Rated current	Part number	Article number	Pack qty	Suitable for export to North America (US and Canada)	Padlockable handle
With Automatic (spring) return to 0 (OFF) position from both directions, without emergency off/emergency stop function								
FS 4011		1	20 A	T0-1-8214/E	019863	1	✓	X
			32 A	T3-1-8214/E	009632	1	✓	X
		2	20 A	T0-2-8215/E	022236	1	✓	X
			32 A	T3-2-8215/E	016751	1	✓	X
		3	20 A	T0-3-8216/E	024609	1	✓	X
			32 A	T3-3-8216/E	023870	1	✓	X
Mini Cam switch-disconnector with Automatic (spring) return from both directions 30°								
F 025		1	10 A	TM-1-8214/E	032164	1	✓	X
			10 A	TM-2-8215/E	034537	1	✓	X



022236



032164

Photos are representative

Flush mounting - Changeover switch-disconnectors

Without emergency switch off/emergency stop function

Front plate	Contact sequence	Number of poles N/O	Rated current	Part number	Article number	Pack qty	Suitable for export to North America (US and Canada)	Padlockable handle
Two way switch-disconnector without 0 (OFF) position								
FS 943		1	20 A	T0-1-8220/E	031728	1	✓	X
		2	20 A	T0-2-8221/E	038847	1	✓	X
			32 A	T3-2-8221/E	045227	1	✓	X
			63 A	T5B-2-8221/E	093047	1	✓	X
		3	20 A	T0-3-8222/E	048339	1	✓	X
			32 A	T3-3-8222/E	052346	1	✓	X
			63 A	T5B-3-8222/E	092378	1	✓	X
		4	20 A	T0-4-8223/E	050712	1	✓	X
			32 A	T3-4-8223/E	059465	1	✓	X
			63 A	T5B-4-8223/E	092108	1	✓	X
		5	20 A	T0-5-8369/E	060204	1	✓	X
			32 A	T3-5-8369/E	066584	1	✓	X
		6	20 A	T0-6-8370/E	062577	1	✓	X
			32 A	T3-6-8370/E	073703	1	✓	X
		8	20 A	T0-8-8372/E	064950	1	✓	X
			32 A	T3-8-8372/E	080822	1	✓	X


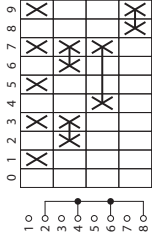

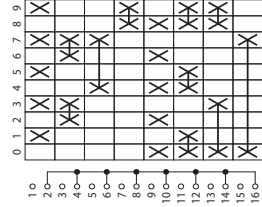

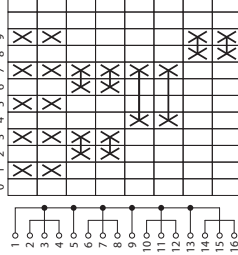


060204

Photo is representative

Flush mounting - Coding switch-disconnectors

Without emergency switch off/emergency stop function

Front plate	Contact sequence	Rated current	Part number	Article number	Pack qty	Suitable for export to North America (US and Canada)	Padlockable handle
BCD Code 0-9 30°							
 F 007		10 A	TM-2-8550/E	020300	1	✓	X
BCD Code 0-9 + complement 30°							
 F 007		10 A	TM-4-8552/E	025046	1	✓	X
BCD Code with complete rotation in both directions							
 FS 312		20 A	T0-4-15602/E	029368	1	✓	X



020300



025046



029368

Photos are representative

Flush mounting - Manual/auto switch-disconnectors

Without emergency switch off/emergency stop function

Front plate	Contact sequence	Number of poles N/O	Rated current	Part number	Article number	Pack qty	Suitable for export to North America (US and Canada)	Padlockable handle
60° Switching angle								
		1	10 A	TM-1-15431/E	025045	1	✓	X
F 085		2	10 A	TM-2-15432/E	027418	1	✓	X
		3	10 A	TM-3-15433/E	029791	1	✓	X
With 0 (Off) position								
		1	20 A	T0-1-15431/E	019872	1	✓	X
FS 1401		2	20 A	T0-2-15432/E	034110	1	✓	X
		3	20 A	T0-3-15433/E	048348	1	✓	X
With Automatic (spring) return from HAND								
		1	20 A	T0-1-15434/E	062586	1	✓	X
FS 1414000		2	20 A	T0-2-15435/E	003191	1	✓	X
With Automatic (spring) return from START								
		2	20 A	T0-2-15907/E	066931	1	✓	X
FS 1413890								
Without 0 (Off) position								
		1	20 A	T0-1-15451/E	076824	1	✓	X
FS 19334		2	20 A	T0-2-15452/E	091062	1	✓	X
		3	20 A	T0-3-15453/E	015127	1	✓	X


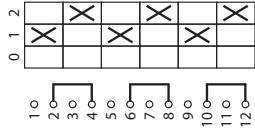

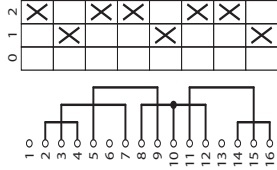

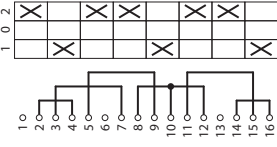


066931

Photo is representative

Flush mounting - Multi speed switch-disconnectors

Without emergency switch off/emergency stop function

Front plate	Contact sequence	Number of poles N/O	Rated current	Part number	Article number	Pack qty	Suitable for export to North America (US and Canada)	Padlockable handle
2 speed, non reversing, for 2 separate windings								
 FS 644		6	20 A	T0-3-8451/E	038849	1	✓	X
			32 A	T3-3-8451/E	028641	1	✓	X
			63 A	T5B-3-8451/E	092288	1	✓	X
2 speed, 2 directions, for one tapped winding								
 FS 644		3	20 A	T0-4-8440/E	041222	1	✓	X
			32 A	T3-4-8440/E	035760	1	✓	X
			63 A	T5B-4-8440/E	092032	1	✓	X
 FS 684		3	20 A	T0-4-8441/E	043595	1	✓	X
			32 A	T3-4-8441/E	042879	1	✓	X
			63 A	T5B-4-8441/E	092028	1	✓	X


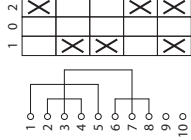

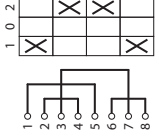
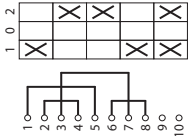
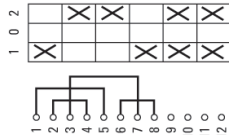

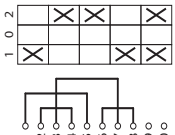


038849

Photo is representative

Flush mounting - Reversing switch-disconnectors

Without emergency switch off/emergency stop function

Front plate	Contact sequence	Number of poles N/O	Rated current	Part number	Article number	Pack qty	Suitable for export to North America (US and Canada)	Padlockable handle	
Reversing switches 60°									
 F 071		3	10 A	TM-3-8401/E	015554	1	✓	X	
Without Automatic (spring) return to 0 (Off) position,									
 FS 684		2	20 A	T0-2-8400/E	053079	1	✓	X	
			32 A	T3-2-8400/E	073695	1	✓	X	
			63 A	T5B-2-8400/E	092918	1	✓	X	
		3	20 A	T0-3-8401/E	091047	1	✓	X	
			32 A	T3-3-8401/E	030992	1	✓	X	
			63 A	T5B-3-8401/E	092296	1	✓	X	
		4	20 A	T0-4-74949GB/E	400000	1	✓	X	
			32 A	T3-4-74949GB/E	400001	1	✓	X	
			63 A	T5B-4-74949GB/E	400002	1	✓	X	
	With Automatic (spring) return from both directions to 0 (Off position)								
	 FS 4011		3	20 A	T0-3-8228/E	015112	1	✓	X
				32 A	T3-3-8228/E	002538	1	✓	X
63 A				T5B-3-8228/E	092374	1	✓	X	


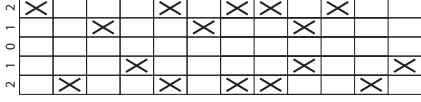
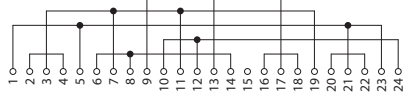

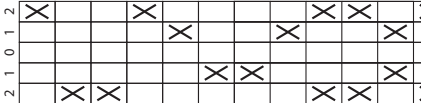
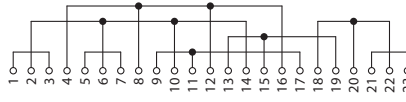

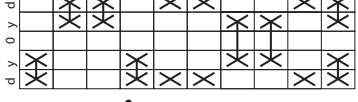
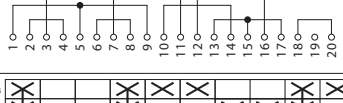


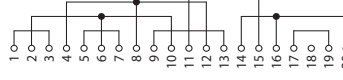


015554

Photo is representative

Flush mounting - Reversing switch-disconnectors

Without emergency switch off/emergency stop function

Front plate	Contact sequence	Number of poles N/O	Rated current	Part number	Article number	Pack qty	Suitable for export to North America (US and Canada)	Padlockable handle
2 speed, 2 directions, for one tapped winding								
			20 A	T0-6-15866/E	055460	1	✓	X
FS 629			32 A	T3-6-15866/E	054744	1	✓	X
			63 A	T5B-7-15866/E	214788	1	✓	X
FS 441								
Star delta, two-way operating direction								
		3	20 A	T0-5-15876/E	000893	1	✓	X
FS 638			32 A	T3-5-15876/E	016776	1	✓	X
		3	63 A	T5B-5-15876/E	214785	1	✓	X
FS 4017								


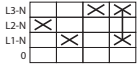


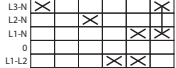
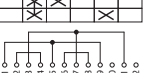

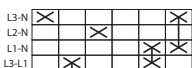
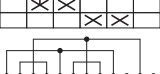


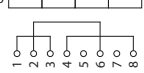


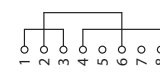


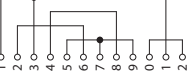


214785

Photo is representative

Flush mounting - Selector switch-disconnectors

Without emergency switch off/emergency stop function

Front plate	Contact sequence	Number of poles	Rated current	Part number	Article number	Pack qty	Suitable for export to North America (US and Canada)	Padlockable handle
Voltmeter								
		3 x phase-N with 0 position	20 A	T0-2-15921/E	067337	1	✓	X
FS 1410757								
		3 x phase-phase 3 x phase-N with 0 position	20 A	T0-3-8007/E	095813	1	✓	X
FS 1410759								
		3 x phase-phase 3 x phase-N without 0 position with complete rotation in both directions	20 A	T0-3-15924/E	019878	1	✓	X
FS 164721								
		3 x phase-phase with 0 position	20 A	T0-2-15920/E	038861	1	✓	X
FS 1410755								
		3 x phase-phase without 0 position	20 A	T0-2-15922/E	053099	1	✓	X
FS 164854								
Ammeter with complete rotation in both directions, measurement via current transformer, with 0 (OFF) position								
		X	20 A	T0-3-8048/E	034116	1	✓	X
FS 9440								


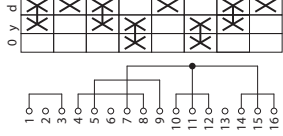


095813

Photo is representative

Flush mounting - Star-delta switch-disconnectors

Without emergency switch off/emergency stop function

Front plate	Contact sequence	Number of poles N/O	Rated current	Part number	Article number	Pack qty	Suitable for export to North America (US and Canada)	Padlockable handle
 FS 635		3	20 A	T0-4-8410/E	024604	1	✓	X
			32 A	T3-4-8410/E	009657	1	✓	X
			63 A	T5B-4-8410/E	092052	1	✓	X



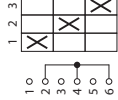


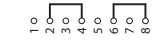

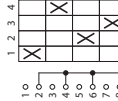
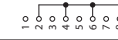
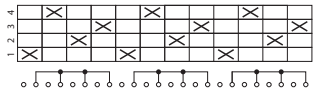
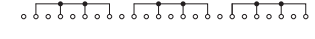

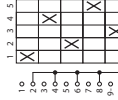
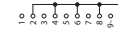
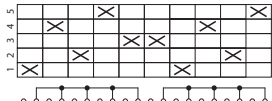
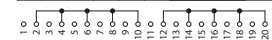

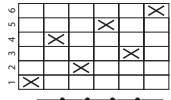

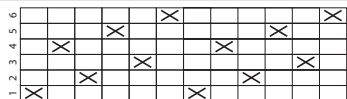


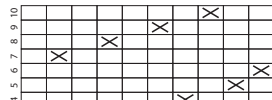

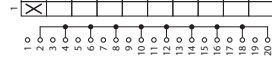



092052

Photo is representative

Flush mounting - Step switch-disconnectors

Without emergency switch off/emergency stop function

Front plate	Contact sequence	N/O 	Number of poles	Rated current	Part number	Article number	Pack qty	Suitable for export to North America (US and Canada)	Padlockable handle
3 steps 60°									
			1	10 A	TM-2-8230/E	039283	1	✓	X
F 076									
			3	10 A	TM-5-8270/E	041656	1	✓	X
									
4 steps 60°									
			1	10 A	TM-2-8231/E	044029	1	✓	X
									
			3	10 A	TM-6-8271/E	046402	1	✓	X
									
5 steps 60°									
			1	10 A	TM-3-8232/E	039298	1	✓	X
F 078									
			2	10 A	TM-5-8252/E	041671	1	✓	X
									
6 steps 60°, no full rotation									
			1	10 A	TM-3-8233/E	053521	1	✓	X
									
			2	10 A	TM-6-8253/E	055894	1	✓	X
									
10 steps 30°									
			1	10 A	TM-5-8237/E	069150	1	✓	X
									
									
									

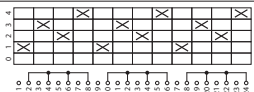
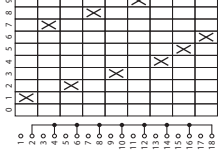


041671

Photo is representative

Flush mounting - Step switch-disconnectors

Without emergency switch off/emergency stop function

Front plate	Contact sequence	Rated current	Number of poles N/0	Part number	Article number	Pack qty	Suitable for export to North America (US and Canada)	Padlockable handle
2 steps 60°								
 F 075		10 A	1	TM-1-8240/E	058267	1	✓	X
		10 A	2	TM-2-8260/E	060640	1	✓	X
3 steps 45°								
 F 109		10 A	1	TM-2-8241/E	065386	1	✓	X
		10 A	2	TM-3-8261/E	067759	1	✓	X
		10 A	3	TM-5-8281/E	070132	1	✓	X
3 steps 60°								
 F 075		10 A	3	TM-3-8280/E	063013	1	✓	X
4 steps 30°								
 F 002		10 A	1	TM-3-8242/E	072505	1	✓	X
		10 A	2	TM-4-8262/E	074878	1	✓	X
		10 A	3	TM-6-8282/E	077251	1	✓	X
5 steps 30°								
 F 003		10 A	1	TM-3-8243/E	079624	1	✓	X
6 steps 30°								
 F 004		10 A	1	TM-3-8244/E	081997	1	✓	X
9 steps 30°								
 F 007		10 A	1	TM-5-8247/E	009741	1	✓	X

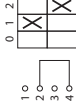



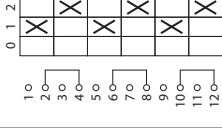




072505

Photo is representative

Flush mounting - Step switch-disconnectors

Without emergency switch off/emergency stop function

Front plate	Contact sequence	Number of poles N/O	Rated current	Part number	Article number	Pack qty	Suitable for export to North America (US and Canada)	Padlockable handle
With O (Off) position								
		1	20 A	T0-1-8240/E	034105	1	✓	X
FS 418								
		1	20 A	T0-2-8241/E	050716	1	✓	X
FS 420								
		1	20 A	T0-2-8242/E	067327	1	✓	X
FS 422								
		1	20 A	T0-3-8243/E	081565	1	✓	X
FS 424								
		1	20 A	T0-3-8244/E	095803	1	✓	X
FS 426								
		3	20 A	T0-3-8280/E	034106	1	✓	X
FS 418								
		3	20 A	T0-5-8281/E	048344	1	✓	X
FS 420								
		3	20 A	T0-6-8282/E	062582	1	✓	X
FS 422								




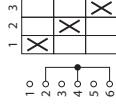

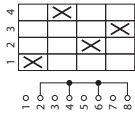

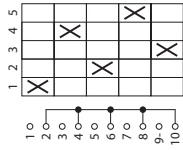

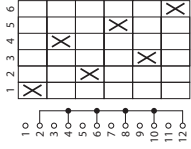

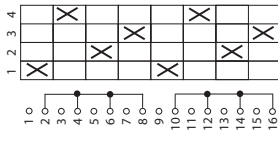

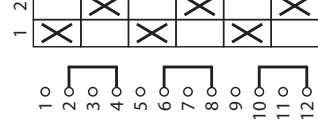

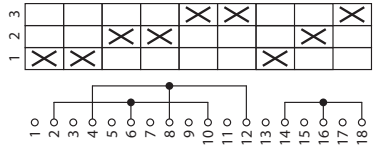

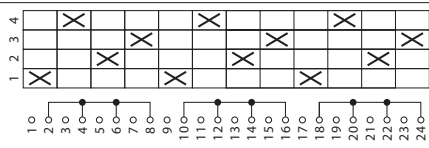


062582

Photo is representative

Flush mounting - Step switch-disconnectors

Without emergency switch off/emergency stop function

Front plate	Contact sequence	Number of poles N/O	Rated current	Part number	Article number	Pack qty	Suitable for export to North America (US and Canada)	Padlockable handle
Without O (Off) position								
		1	20 A	T0-1-8220/E	031728	1	✓	X
FS 943								
		1	20 A	T0-2-8230/E	088685	1	✓	X
FS 404								
		1	20 A	T0-2-8231/E	012750	1	✓	X
FS 606								
		1	20 A	T0-3-8232/E	026988	1	✓	X
FS 408								
		1	20 A	T0-3-8233/E	041226	1	✓	X
FS 410								
		2	20 A	T0-4-8251/E	013971	1	✓	X
FS 406								
		3	20 A	T0-3-8222/E	048339	1	✓	X
FS 943								
		3	20 A	T0-5-8270/E	091059	1	✓	X
FS 404								
		3	20 A	T0-6-8271/E	015124	1	✓	X
FS 406								


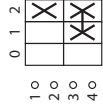


091059

Photo is representative

Flush mounting - Step switch-disconnectors for heating

Without emergency switch off/emergency stop function

Front plate	Contact sequence	Rated current	Number of poles N/O	Part number	Article number	Pack qty	Suitable for export to North America (US and Canada)	Padlockable handle
With O (OFF) position								
		20 A	1	T0-1-91/E	072082	1	✓	X
FS 614								



072082

Photo is representative

Flush mounting - Universal control switch-disconnectors

Without emergency switch off/emergency stop function

Front plate	Contact sequence	Rated current	Part number	Article number	Pack qty	Suitable for export to North America (US and Canada)	Padlockable handle
Maintained switches with 3 positions 1 Contact closed in each position - Additionally 1 contact closed in position 0 and 1 - Additionally 1 contact closed in position 0 and 2 - Additionally 1 contact closed in position 0 and 3							
		20 A	T0-3-15391/E	029365	1	✓	X
FS 429	10 20 30 40 50 60 70 80 90 100 110 120						
Automatic (spring) return from positions 1 and 2							
		20 A	T0-3-15394/E	072079	1	✓	X
FS 458	10 20 30 40 50 60 70 80 90 100 110 120						



072079

Photo is representative

Flush mounting dedicated accessories

Neutral terminal

Early make on switching, late-break off switching.

The N contact always behaves as an early make contact when switching on and as a late break when switching off. N-P1(P3)... switching capacity same as for contacts P1(P3)

Description	Part number	Article number	Std. pack	Suitable for export to North America (US and Canada)*	Suitable for
Neutral terminal - for left or right side mounting	N-P1E	000651	5	✓	P1
Neutral terminal	N-P3E	062432	5	✓	P3



062432

Neutral terminal

Description	Part number	Article number	Std. pack	Suitable for export to North America (US and Canada)*	Suitable for
Front mounting, left	N-P5-125/160E	280969	1	✓	P5-125 (160)/E(EA)
	N-P5-250/315E	280971	1	✓	P5-250/315/E(EA)



280969

Ground terminal

Description	Part number	Article number	Std. pack	Suitable for export to North America (US and Canada)*	Suitable for
Front mounting, left	PE-P5-125/160E	280973	1	✓	P5-125 (160)/E(EA)
	PE-P5-250/315E	280975	1	✓	P5-250/315/E(EA)



280973

Auxiliary contacts - 1 normally open (N/O), 1 normally close (N/C)

- Late break on switching, early-make off switching. The N/O is always connected as a load-shedding contact

Description	Part number	Article number	Std. pack	Suitable for export to North America (US and Canada)	Suitable for	Mounting
For left or right side mounting	HI11-PI/P3E	061813	5	✓	P1	Flush mounting /E or /EA
					P3	Flush mounting /E or /EA

Product standards	UL 60947-4-1, CSA - C22-2 No 14-05 IEC/EN 60947-3, CE Marking
UL File No	E36332
UL CCN	NLRV
CSA File No	12528
CSA Class No	3211-05
NA Certification	UL Listed, CSA Certified



Auxiliary contacts - 2 normally open (N/O), 1 normally close (N/C)

Description	Part number	Article number	Std. pack	Suitable for export to North America (US and Canada)	Suitable for	Mounting
For left or right side mounting	HI21-P5-125/160E	280963	1		P5-125 and 160	Flush mounting /EA or /E
	HI21-P5-250/315E	280965	1		P5-250 and 315	Flush mounting /EA or /E



Photos are representative

Flush mounting dedicated accessories

Flush mounting to centre mounting convertor

- For single hole fitting 22.3 mm
- To convert a Flush mounting switch into a Centre mounting switch

Description	Part number	Article number	Std. pack	Suitable for export to North America (US and Canada)*	Suitable for	Mounting
For cam switches with existing front plate - quick installation with snap fitting system	EZ-T0	081622	1	✓	T0, T3	Flush mounting /E
Mounting diameter 22.3 mm, one man mounting with screw fixing	EZ-P1	091455	1	✓	T0, T3, P1	Flush mounting /E



081622



091455

* UL/CSA certification not required

Shrouds

Description	Part number	Article number	Std. pack	Suitable for export to North America (US and Canada)*	Suitable for	Mounting
For flush mounting switches with up to 4 contact units Cable entries Quantity: 2 x Ø 20 mm + 2 x Ø 15 mm Cross section: 5 x 6 mm ² , 5 x 2.5 mm ²	H3-T0	093828	1	✓	T0, T3	Flush mounting /E



093828

* UL/CSA certification not required

IP65 Insulated enclosures

Description	Number of contact units	Part number	Article number	Std. pack	Suitable for export to North America (US and Canada)	Suitable for	Mounting
IP65 insulated enclosure - With metric knockouts	1-2	CI-K4-T5B-2*	207439	1	✓	T5B	Flush mounting /E

* For converting T5-../Z into T5-../I5 and T5B-../E into T5B-../I4, order AW-T5-... extension terminal additionally. 1 contact unit = 2 contacts

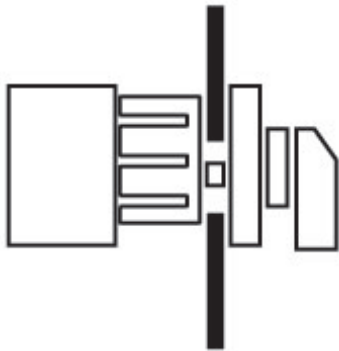
Product standards	UL 60947-4-1 CSA - C22-2 No 14-05, CSA - C22-2 No 94 IEC/EN 60947-3 CE Marking
UL File No	E54120
UL CCN	MITW2
CSA File No	12528
CSA Class No	3211-07
NA Certification	UL Listed, CSA Certified
Degree of protection	IEC: IP65 UL/CSA Type 1, 3R, 4X, 12, 13 - indoor and outdoor use



207439

Photos are representative

Centre mounting switch-disconnectors



Description

Centre mounting switch-disconnectors can be easily installed, using 22.5 mm single-hole mounting, onto doors, panels, lids, enclosures in machinery, switchboard and switchgear.

Standards/Approvals

See details page 178

Technical data

- Voltage: 690 V a.c.
- Current: 10 A to 40 A
- Mounting method: 22.5 mm single-hole mounting

Features

- Available with or without emergency switching off/emergency stop function
- Available with and without auxiliary contacts
- Available with red rotary handle and yellow locking collar and black rotary handle and locking collar
- 1-pole to 8-pole options



TM Center mounting



T0 Center mounting

Photos are representative

Centre mounting - Range overview

Rated current	10 A	20 A	25 A	32 A	40 A	
On-Off switch-disconnectors	TM	T0	P1	P1	T3	P1
Without auxiliary contacts	✓	✓	✓	✓	✓	✓
With auxiliary contacts		✓			✓	
Changeover switch-disconnectors	TM	T0			T3	
Without auxiliary contacts	✓	✓			✓	
Coding switch-disconnectors	TM					
Without auxiliary contacts	✓					
Control switch-disconnectors		T0				
Without auxiliary contacts		✓				
Heater switch-disconnectors		T0				
Without auxiliary contacts		✓				
Group switch-disconnectors	TM					
Without auxiliary contacts	✓					
Manual/auto switch-disconnectors	TM	T0				
Without auxiliary contacts	✓	✓				
Multi speed switch-disconnectors		T0			T3	
Without auxiliary contacts		✓			✓	
Reversing switch-disconnectors		T0			T3	
Without auxiliary contacts		✓			✓	
Reversing star delta switch-disconnectors		T0			T3	
Without auxiliary contacts		✓			✓	
Selector switch-disconnectors		T0				
Without auxiliary contacts		✓				
Step switch-disconnectors	TM	T0				
Without auxiliary contacts	✓	✓				

Centre mounting - On-Off switch-disconnectors without auxiliary contacts

Without emergency switch off/emergency stop function

Front plate	Contact sequence	Number of poles N/O	Rated current	Part number	Article number	Pack qty	Suitable for export to North America (US and Canada)	Padlockable handle
F 056		1	10 A	TM-1-8290/EZ	000693	1	✓	X
		2	10 A	TM-1-8291/EZ	015073	1	✓	X
		3	10 A	TM-2-8292/EZ	015096	1	✓	X
		3+N	10 A	TM-2-8293/EZ	045486	1	✓	X
FS 415		1	20 A	T0-1-15401/EZ	041227	1	✓	X
FS 908		20 A	T0-1-8200/EZ	069725	1	✓	X	
		32 A	T3-1-8200/EZ	066581	1	✓	X	
FS 415		2	20 A	T0-1-15402/EZ	055465	1	✓	X
FS 908		20 A	T0-1-102/EZ	091082	1	✓	X	
		32 A	T3-1-102/EZ	078446	1	✓	X	
FS 415		3	20 A	T0-2-15403/EZ	069703	1	✓	X
FS 908		20 A	T0-2-1/EZ	027012	1	✓	X	
		25 A	P1-25/EZ	041250	1	✓	X	
		32 A	P1-32/EZ	048369	1	✓	X	
		40 A	P1-40/EZ	199903	1	X	X	
		20 A	T0-2-8900/EZ	207402	1	✓	X	
		25 A	P1-25/EZ/N	079218	1	✓	X	
		32 A	P1-32/EZ/N	095829	1	✓	X	
		40 A	P1-40/EZ/N	199904	1	X	X	
		20 A	T0-2-15404/EZ	083941	1	✓	X	
FS 415		4	20 A	T0-2-15404/EZ	083941	1	✓	X
FS 908		20 A	T0-3-8342/EZ	045997	1	✓	X	
		32 A	T3-4-8344/EZ	020595	1	✓	X	
FS 908		20 A	T0-4-8344/EZ	014002	1	✓	X	
		32 A	T3-4-8344/EZ	020595	1	✓	X	


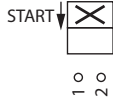

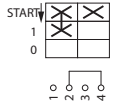

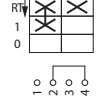
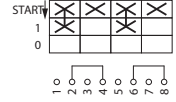
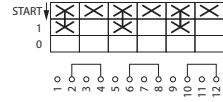

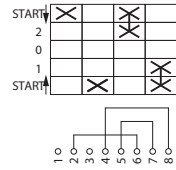

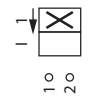
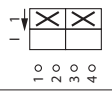
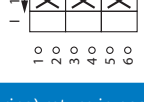

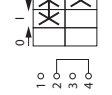


015073

Photo is representative

Centre mounting - On-Off switch-disconnectors without auxiliary contacts

Without emergency switch off/emergency stop function

Front plate	Contact sequence	Poles N/O	Rated current	Part number	Article number	Pack qty	Suitable for export to North America (US and Canada)	Padlockable handle
ON Switch 30°								
 F 023		1	10 A	TM-1-8175/EZ	015690	1	✓	X
ON OFF Switch 90°/30° - With Automatic (spring) return to 1								
 F 119		1	10 A	TM-1-8178/EZ	016786	1	✓	X
ON OFF Switch 90°/30° - With Automatic (spring) return in START position								
 FS 147767		1	20 A	T0-1-15511/EZ	022248	1	✓	X
		2	20 A	T0-2-15512/EZ	036486	1	✓	X
		3	20 A	T0-3-15513/EZ	050724	1	✓	X
 FS 140660		2	20 A	T0-2-8177/EZ	017503	1	✓	X
Automatic (spring) return from position 1								
 FS 4721		1	20 A	T0-1-15321/EZ	088690	1	✓	X
		2	20 A	T0-1-15322/EZ	012755	1	✓	X
		3	20 A	T0-2-15323/EZ	026993	1	✓	X
Automatic (spring) return in position 1 and 0								
 FS 456		1	20 A	T0-1-15366/EZ	083945	1	✓	X



016786



036486


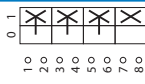
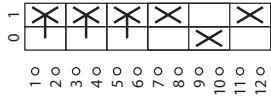
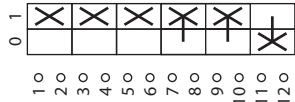
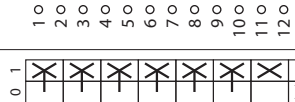
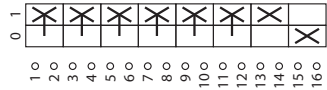


012755

Photos are representative

Centre mounting - On-Off switch-disconnectors with auxiliary contacts

Without emergency switch off/emergency stop function

Front plate	Contact sequence	Number of poles N/O	Auxiliary contacts N/O N/C		Rated current	Part number	Article number	Pack qty	Suitable for export to North America (US and Canada)	Padlockable handle
 FS 908		3	1	0	20 A	T0-2-15679/EZ	031760	1	✓	X
		3	2	1	20 A	T0-2-15683/EZ	016658	1	✓	X
		3+N	1	1	20 A	T0-3-8901/EZ	231939	1	✓	X
					32 A	T3-3-8901/EZ	231950	1	✓	X
		6	1	1	20 A	T0-4-15682/EZ	012778	1	✓	X


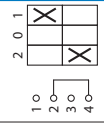

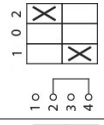

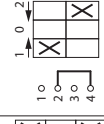

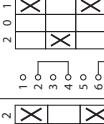

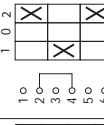

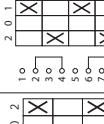

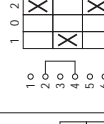

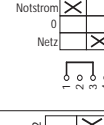

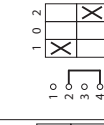

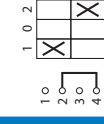

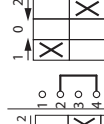


231950

Photo is representative

Centre mounting - Changeover switch-disconnectors

Without emergency switch off/emergency stop function

Front plate	Contact sequence	Number of poles N/O	Rated current	Part number	Article number	Pack qty	Suitable for export to North America (US and Canada)	Padlockable handle
With 0 (OFF) position								
 FS 429		1	20 A	T0-1-15421/EZ	098179	1	✓	X
 FS 684		1	20 A	T0-1-8210/EZ	048337	1	✓	X
			32 A	T3-1-8210/EZ	003072	1	✓	X
 FS 4011		1	20 A	T0-1-8214/EZ	076815	1	✓	X
 FS 429		2	20 A	T0-2-15422/EZ	022244	1	✓	X
 FS 684		2	20 A	T0-2-8211/EZ	053083	1	✓	X
			32 A	T3-2-8211/EZ	003075	1	✓	X
 FS 429		3	20 A	T0-3-15423/EZ	036482	1	✓	X
 FS 684		3	20 A	T0-3-8212/EZ	057829	1	✓	X
			32 A	T3-3-8212/EZ	003080	1	✓	X
 FS 161629		4	32 A	T3-4-8902/EZ	215223	1	✓	X
 FS 684		4	20 A	T0-4-8213/EZ	062575	1	✓	X
			32 A	T3-4-8213/EZ	003079	1	✓	X
 FS 953		4	20 A	T0-4-8294/EZ	072069	1	✓	X
With Automatic (spring) return to the 0 (OFF) position from both directions								
 FS 4011		1	20 A	T0-1-8214/EZ	076815	1	X	X
		2	20 A	T0-2-8215/EZ	081561	1	✓	X
		3	20 A	T0-3-8216/EZ	086307	1	✓	X



215223

Photo is representative

Centre mounting - Changeover switch-disconnectors

Without emergency switch off/emergency stop function

Front plate	Contact sequence	Number of poles N/O	Rated current	Part number	Article number	Pack qty	Suitable for export to North America (US and Canada)	Padlockable handle
Without 0 (OFF) position 60°								
		1	10 A	TM-1-8220/EZ	000692	1	✓	X
F 072		2	10 A	TM-2-8221/EZ	015197	1	✓	X
		3	10 A	TM-3-8222/EZ	045493	1	✓	X
		4	10 A	TM-4-8223/EZ	046119	1	✓	X
		5	10 A	TM-5-8369/EZ	046126	1	✓	X
With 0 (OFF) position 60°								
		1	10 A	TM-1-8210/EZ	015137	1	✓	X
F 071		2	10 A	TM-2-8211/EZ	015166	1	✓	X
		3	10 A	TM-3-8212/EZ	045491	1	✓	X
		4	10 A	TM-4-8213/EZ	045847	1	✓	X




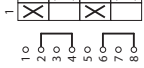
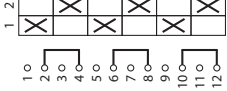
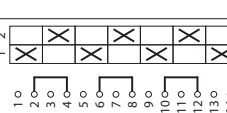
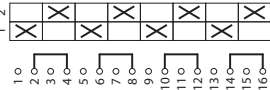
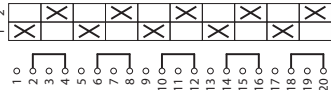
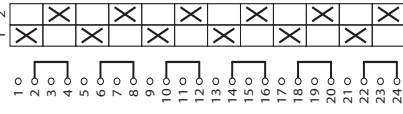
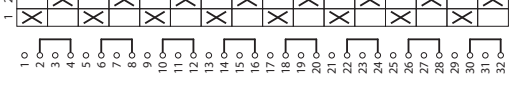


045491

Photo is representative

Centre mounting - Changeover switch-disconnectors

Without emergency switch off/emergency stop function

Front plate	Contact sequence	Number of poles N/O	Rated current	Part number	Article number	Pack qty	Suitable for export to North America (US and Canada)	Padlockable handle
Two way switch, without emergency switching off/emergency stop function								
 FS 943		1	20 A	T0-1-8220/EZ	095799	1	✓	X
		2	20 A	T0-2-8221/EZ	010372	1	✓	X
			32 A	T3-2-8221/EZ	001025	1	✓	X
		3	20 A	T0-3-8222/EZ	015118	1	✓	X
			32 A	T3-3-8222/EZ	001069	1	✓	
		4	20 A	T0-4-8223/EZ	019864	1	✓	X
			5	20 A	T0-5-8369/EZ	024610	1	✓
	6	20 A		T0-6-8370/EZ	029356	1	✓	X
		8	20 A	T0-8-8372/EZ	034102	1	✓	


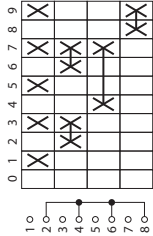

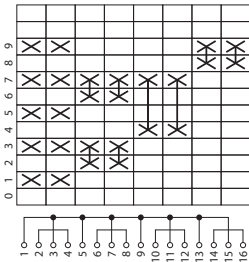


024610

Photo is representative

Centre mounting - Coding switch-disconnectors

Without emergency switch off/emergency stop function

Front plate	Contact sequence	Rated current	Part number	Article number	Pack qty	Suitable for export to North America (US and Canada)	Padlockable handle
BCD Code 0-9 30°							
 <p>F 007</p>		10 A	TM-2-8550/EZ	000699	1	✓	X
BCD Code 0-9 30° with complete rotation in both directions							
 <p>FS 312</p>		20 A	T0-4-15602/EZ	031741	1	✓	X



000699



031741

Photos are representative

Centre mounting - Control switch-disconnectors

Without emergency switch off/emergency stop function







Front plate	Contact sequence	Rated current	Part number	Article number	Pack qty	Suitable for export to North America (US and Canada)	Padlockable handle
Maintained switches with 3 positions 1 Contact closed in each position - Additionally 1 contact closed in position 0 and 1 - Additionally 1 contact closed in position 0 and 2 - Additionally 1 contact closed in position 0 and 3							
		20 A	T0-3-15391/EZ	031738	1	✓	X
FS 429							
Automatic (spring) return from positions 1 and 2							
		20 A	T0-3-15394/EZ	074452	1	✓	X
FS 458							



031738

Centre mounting - Group switch-disconnectors

Without emergency switch off/emergency stop function

Front plate	Contact sequence	Pole N/O	Rated current	Part number	Article number	Pack qty	Suitable for export to North America (US and Canada)	Padlockable handle
2 groups 60°								
		3+N	10 A	TM-1-8310/EZ	045479	1	✓	X
F 075								
3 groups 30°								
		3+N	10 A	TM-1-8311/EZ	045487	1	✓	X
F 001								



045487

Photo is representative

Centre mounting - Manual/auto switch-disconnectors

Front plate	Contact sequence	Number of poles N/O	Rated current	Part number	Article number	Pack qty	Suitable for export to North America (US and Canada)	Padlockable handle
	AUTO HAND	1	10 A	TM-1-8220F88/EZ	016925	1	✓	X
F 288								
	AUTO HAND	1	10 A	TM-1-15431/EZ	000691	1	✓	X
F 085								
	AUTO HAND	2	10 A	TM-2-15432/EZ	016878	1	✓	X
	AUTO HAND	3	10 A	TM-3-15433/EZ	045490	1	✓	X
With 0 (Off) position								
	AUTO HAND	1	20 A	T0-1-15431/EZ	022245	1	✓	X
FS 1401								
	AUTO HAND	2	20 A	T0-2-15432/EZ	036483	1	✓	X
	AUTO HAND	3	20 A	T0-3-15433/EZ	050721	1	✓	X
With Automatic (spring) return from HAND								
	AUTO HAND	1	20 A	T0-1-15434/EZ	018053	1	✓	X
FS 1414000								
	AUTO HAND	2	20 A	T0-2-15435/EZ	003192	1	✓	X
With Automatic (spring) return from START								
	START HAND AUTO	2	20 A	T0-2-15907/EZ	069304	1	✓	X
FS 1413890								
Without 0 (Off) position								
	AUTO HAND	1	20 A	T0-1-15451/EZ	079197	1	✓	X
FS 19334								
	AUTO HAND	2	20 A	T0-2-15452/EZ	093435	1	✓	X
	AUTO HAND	3	20 A	T0-3-15453/EZ	017500	1	✓	X



045490


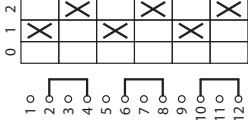

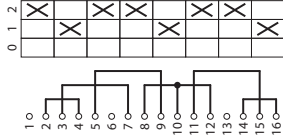

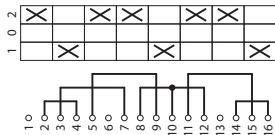


079197

Photos are representative

Centre mounting - Multi speed switch-disconnectors

Without emergency switch off/emergency stop function

Front plate	Contact sequence	Number of poles N/O	Rated current	Part number	Article number	Pack qty	Suitable for export to North America (US and Canada)	Padlockable handle
2 speed, non reversing, for 2 separate windings								
		6	20 A	T0-3-8451/EZ	083936	1	✓	X
FS 644			32 A	T3-3-8451/EZ	000956	1	✓	X
2 speed, 2 directions, for one tapped winding								
		3	20 A	T0-4-8440/EZ	088682	1	✓	X
FS 644			32 A	T3-4-8440/EZ	000959	1	✓	X
		3	20 A	T0-4-8441/EZ	093428	1	✓	X
FS 684								


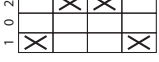


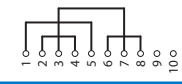


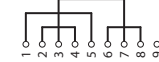


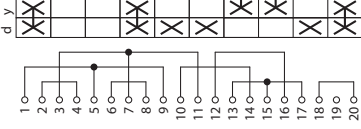

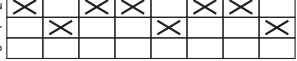


000956

Photo is representative

Centre mounting - Reversing switch-disconnectors

Without emergency switch off/emergency stop function

Front plate	Contact sequence	Number of poles N/O	Rated current	Part number	Article number	Pack qty	Suitable for export to North America (US and Canada)	Padlockable handle
Reversing switch, without Automatic (spring) return to 0 (Off) position								
 FS 684		2	20 A	T0-2-8400/EZ	055452	1	✓	X
			32 A	T3-2-8400/EZ	000687	1	✓	X
		3	20 A	T0-3-8401/EZ	093420	1	✓	X
			32 A	T3-3-8401/EZ	000694	1	✓	X
Reversing switch, with Automatic (spring) return from both directions to 0 (Off) position								
 FS 4011		3	20 A	T0-3-8228/EZ	048334	1	✓	X
			32 A	T3-3-8228/EZ	000695	1	✓	X
Reversing star delta switch, two-way operating direction								
 FS 638		3	20 A	T0-5-15876/EZ	000900	1	✓	X
			32 A	T3-5-15876/EZ	000797	1	✓	X
Reversing multi speed switch 2 speed, 2 directions, for one tapped winding								
 FS 629			20 A	T0-6-15866/EZ	012747	1	✓	X



000694





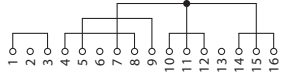
012747




Photos are representative

Centre mounting - Reversing star delta switch-disconnectors

Without emergency switch off/emergency stop function

Front plate	Contact sequence	Number of poles N/O	Rated current	Part number	Article number	Pack qty	Suitable for export to North America (US and Canada)	Padlockable handle
		3	20 A	T0-4-8410/EZ	053080	1	✓	X
FS 635			32 A	T3-4-8410/EZ	000721	1	✓	X


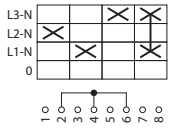
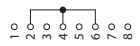

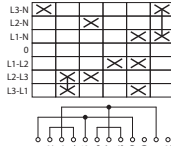
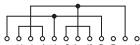

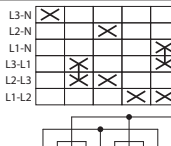


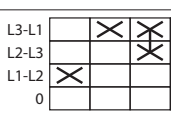


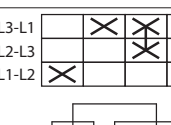



000721

Photo is representative

Centre mounting - Selector switch-disconnectors

Without emergency switch off/emergency stop function

Front plate	Contact sequence	Number of poles	Rated current	Part number	Article number	Pack qty	Suitable for export to North America (US and Canada)	Padlockable handle
Voltmeter								
		3 x phase-N with 0 position	20 A	T0-2-15921/EZ	069710	1	✓	X
FS 1410757								
		3 x phase-phase 3 x phase-N with 0 position	20 A	T0-3-8007/EZ	098186	1	✓	X
FS 1410759								
		3 x phase-phase 3 x phase-N with 0 position with complete rotation in both directions	20 A	T0-3-15924/EZ	022251	1	✓	X
FS 164721								
		3 x phase-phase with 0 position	20 A	T0-2-15920/EZ	041234	1	✓	X
FS 1410755								
		3 x phase-phase without 0 position	20 A	T0-2-15922/EZ	055472	1	✓	X
FS 164854								



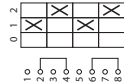
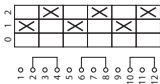

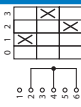
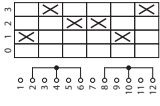
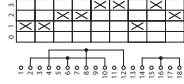

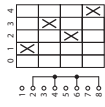
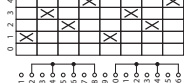

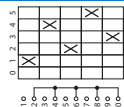

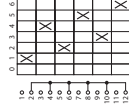

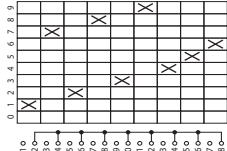


098186

Photo is representative

Centre mounting - Step switch-disconnectors

Without emergency switch off/emergency stop function

Front plate	Contact sequence	Rated current	Number of poles N/O	Part number	Article number	Pack qty	Suitable for export to North America (US and Canada)	Padlockable handle
2 steps 60°								
 F 075		10 A	1	TM-1-8240/EZ	015226	1	✓	X
		10 A	2	TM-2-8260/EZ	045483	1	✓	X
		10 A	3	TM-3-8280/EZ	045496	1	✓	X
3 steps 45°								
 F 109		10 A	1	TM-2-8241/EZ	015256	1	✓	X
		10 A	2	TM-3-8261/EZ	000698	1	✓	X
		10 A	3	TM-5-8281/EZ	046125	1	✓	X
4 steps 30°								
 F 002		10 A	1	TM-3-8242/EZ	015506	1	✓	X
		10 A	2	TM-4-8262/EZ	046120	1	✓	X
5 steps 30°								
 F 003		10 A	1	TM-3-8243/EZ	015537	1	✓	X
6 steps 30°								
 F 004		10 A	1	TM-3-8244/EZ	045495	1	✓	X
9 steps 30°								
 F 007		10 A	1	TM-5-8247/EZ	015565	1	✓	X


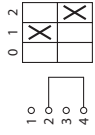

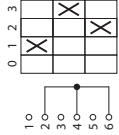

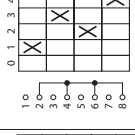

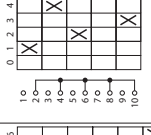

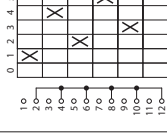

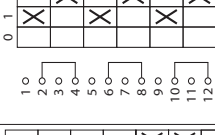

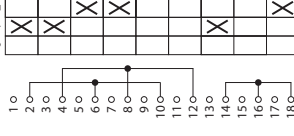



015537

Photo is representative

Centre mounting - Step switch-disconnectors

Without emergency switch off/emergency stop function

Front plate	Contact sequence	Number of poles N/O	Rated current	Part number	Article number	Pack qty	Suitable for export to North America (US and Canada)	Padlockable handle
With O (Off) position								
 FS 418		1	20 A	T0-1-8240/EZ	043597	1	✓	X
 FS 420		1	20 A	T0-2-8241/EZ	053089	1	✓	X
 FS 422		1	20 A	T0-2-8242/EZ	069700	1	✓	X
 FS 424		1	20 A	T0-3-8243/EZ	083938	1	✓	X
 FS 426		1	20 A	T0-3-8244/EZ	098176	1	✓	X
 FS 418		3	20 A	T0-3-8280/EZ	036479	1	✓	X
 FS 420		3	20 A	T0-5-8281/EZ	050717	1	✓	X
 FS 422		3	20 A	T0-6-8282/EZ	064955	1	✓	X



043597

Photo is representative

Centre mounting - Step switch-disconnectors

Without emergency switch off/emergency stop function

Front plate	Contact sequence	Number of poles N/O	Rated current	Part number	Article number	Pack qty	Suitable for export to North America (US and Canada)	Padlockable handle
Without O (Off) position								
		1	20 A	T0-1-8220/EZ	095799	1	✓	X
FS 943								
		1	20 A	T0-2-8230/EZ	091058	1	✓	X
FS 404								
		1	20 A	T0-2-8231/EZ	015123	1	✓	X
FS 606								
		1	20 A	T0-3-8232/EZ	029361	1	✓	X
FS 408								
		1	20 A	T0-3-8233/EZ	043599	1	✓	X
FS 410								
		2	20 A	T0-3-8251/EZ	013972	1	✓	X
FS 406								
		3	20 A	T0-3-8222/EZ	015118	1	✓	X
FS 943								
		3	20 A	T0-5-8270/EZ	093432	1	✓	X
FS 404								
		3	20 A	T0-6-8271/EZ	017497	1	✓	X
FS 406								



017497

Photo is representative

Centre mounting - Step switch-disconnectors

Without emergency switch off/emergency stop function

Front plate	Contact sequence	Number of poles N/O	Rated current	Part number	Article number	Pack qty	Suitable for export to North America (US and Canada)	Padlockable handle
3 steps 60°								
 F 076		1	10 A	TM-2-8230/EZ	000701	1	✓	X
		3	10 A	TM-5-8270/EZ	046124	1	✓	X
4 steps, 60°								
 F 077		1	10 A	TM-2-8231/EZ	000700	1	✓	X
		3	10 A	TM-6-8271/EZ	046128	1	✓	X
5 steps 60°								
 F 078		1	10 A	TM-3-8232/EZ	015592	1	✓	X
		2	10 A	TM-5-8252/EZ	046123	1	✓	X
6 steps 60°, no full rotation								
 F 079		1	10 A	TM-3-8233/EZ	015630	1	✓	X
		2	10 A	TM-6-8253/E	046127	1	✓	X
10 steps 30°								
 F 011		1	10 A	TM-5-8237/EZ	015661	1	✓	X


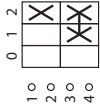


015630

Photo is representative

Centre mounting - Step switch-disconnectors for heating

Without emergency switch off/emergency stop function

Front plate	Contact sequence	Rated current	Number of poles N/O	Part number	Article number	Pack qty	Suitable for export to North America (US and Canada)	Padlockable handle
With 0 (OFF) position								
		20 A	1	T0-1-91/EZ	074455	1	✓	X
FS 614	1 0 2 0 3 0 4 0							



074455

Centre mounting dedicated accessories

Key operated lock mechanism

For ordering with base switch unit		For ordering as a standalone unit		Key withdrawable in position
Part number	Article number	Part number	Article number	
Micromec lock 90° switch angle				
+EZ/S-A	045458	EZ/S-A-TM	046991	0°
+EZ/S-B	045459	EZ/S-B-TM	046992	270°
+EZ/S-E	045462	EZ/S-E-TM	046995	0° + 90°
+EZ/S-F	045463	EZ/S-F-TM	046996	270° & 0°
+EZ/S-G	045464	EZ/S-G-TM	046997	270° + 0° + 90° + 180°
+EZ/S-R	045471	EZ/S-R-TM	047004	270° + 0° + 90°
Ronis lock 60° switch angle				
+EZ/S-D	045461	X	X	270° + 90°
+EZ/S-H	045465	X	X	300° + 0° + 60° + 120° + 180° + 240°
+EZ/S-J	045466	X	X	270° + 330° + 30° + 90° + 150° + 210°
+EZ/S-N	045468	X	X	270° + 330° + 90° + 150°

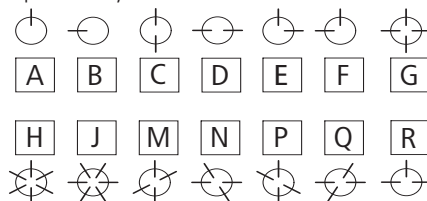


Key operation lock mechanism, including: 2 keys.

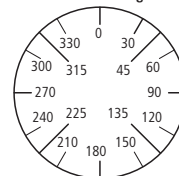
The key can only be removed in certain positions; see diagram. The MICROMECC lock for 90° can be used for other switching angles as well if the key withdrawability characteristics match the type of switch.

Example: +EZ/S-B can be used with a step switch with a switching angle of 30° if the key is only to be withdrawable in the 0 position at 270°.

Options for key withdrawal

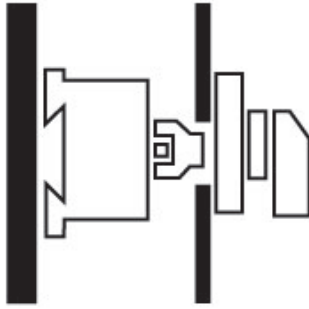


Position marking as in example



Photos are representative

Rear mounting switch-disconnectors



Description

Rear mounting switch-disconnectors can be easily installed, either using screw fixings or directly onto a DIN-Rail, on the rear of a panel, control board, enclosures in machinery, switchboard and switchgear.

Standards/Approvals

See details page 178

Technical data

- Voltage: 690 V a.c.
- Current: 20 A to 315 A
- Mounting method: Screw fixings or directly onto a DIN-Rail

Features

- Available with or without emergency switching off/emergency stop function
- Available with and without auxiliary contacts
- Available with red rotary handle and yellow locking collar and black rotary handle and locking collar
- 1-pole to 8-pole options
-



T3 Rear mounting



P1 Rear mounting




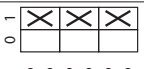
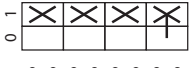
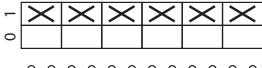
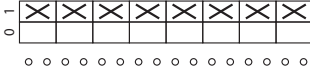
Photos are representative

Rear mounting - Range overview

Rated current	20 A	25 A	32 A	40 A	63 A	100 A	125 A	160 A	250 A	275 A	315 A
On-Off switch-disconnectors	T0	P1	P1 T3	P1	P3 T5B	P3 T5	P5	P5 T6	P5		P5
Without auxiliary contacts	✓	✓	✓	✓	✓	✓	✓	✓	✓		✓
With auxiliary contacts	✓			✓		✓		✓			
Main switch-disconnectors	T0	P1	P1 T3	P1	P3 T5B	P3 T5	P5	P5 T6	P5	T8	P5
Without auxiliary contacts	✓	✓	✓	✓	✓	✓	✓	✓	✓		✓
With auxiliary contacts	✓	✓	✓	✓	✓	✓	✓	✓	✓	✓	✓
Main switch-disconnectors with 400 mm metal shaft extension		P1	P1 T3	P1	P3	P3					
Without auxiliary contacts		✓	✓	✓	✓	✓					
With auxiliary contacts		✓	✓	✓	✓	✓					
Changeover switch-disconnectors	T0		T3		T5B	T5					
Without auxiliary contacts	✓		✓		✓	✓					
Manual/auto switch-disconnectors	T0										
Without auxiliary contacts	✓										
Multi speed switch-disconnectors	T0		T3		T5B						
Without auxiliary contacts	✓		✓		✓						
Reversing speed switch-disconnectors	T0		T3		T5B						
Without auxiliary contacts	✓		✓		✓						
Selector switch-disconnectors	T0										
Without auxiliary contacts	✓										
Star-delta switch-disconnectors	T0		T3		T5B						
Without auxiliary contacts	✓		✓		✓						
Step switch-disconnectors	T0										
Without auxiliary contacts	✓										
Universal switch-disconnectors	T0										
Without auxiliary contacts	✓										

Rear mounting - On-Off switch-disconnectors without auxiliary contacts

Without emergency switch off/emergency stop function

Front plate	Contact sequence	Number of poles N/O	Rated current	Part number	Article number	Pack qty	Suitable for export to North America (US and Canada)	Padlockable handle	
 FS 908	 1 0 1 0 2 0	1	20 A	T0-1-8200/Z	076844	1	✓	X	
			20 A	T0-1-15401/Z	048346	1	✓	X	
			32 A	T3-1-8200/Z	071327	1	✓	X	
		 1 0 1 0 2 0 3 0 4 0	2	20 A	T0-1-102/Z	095828	1	✓	X
				20 A	T0-1-15402/Z	062584	1	✓	X
				32 A	T3-1-102/Z	083192	1	✓	X
		 1 0 1 0 2 0 3 0 4 0 5 0 6 0	3	20 A	T0-2-1/Z	036504	1	✓	X
				20 A	T0-2-15403/Z	076822	1	✓	X
				25 A	P1-25/Z	057708	1	✓	X
				32 A	P1-32/Z	098049	1	✓	X
				40 A	P1-40/Z	199964	1	X	X
				63 A	P3-63/Z	050591	1	✓	X
80 A				P3-80/Z	EP-400975	1	✓	X	
100 A				P3-100/Z	090931	1	✓	X	
125 A				P5-125/Z	280920	1	✓	X	
160 A				P5-160/Z	280934	1	✓	X	
250 A				P5-250/Z	280948	1	✓	X	
				 1 0 1 0 2 0 3 0 4 0 5 0 6 0 7 0 8 0	3 + N	20 A	T0-2-8900/Z	207407	1
	25 A	P1-25/Z/N	088710			1	✓	X	
	32 A	P1-32/Z/N	015148			1	✓	X	
	40 A	P1-40/Z/N	199966			1	X	X	
	63 A	P3-63/Z/N	027013			1	✓	X	
	80 A	P3-80/Z/N	EP-400978			1	✓	X	
	100 A	P3-100/Z/N	038878			1	✓	X	
	20 A	T0-2-15404/Z	091060			1	✓	X	
	 1 0 1 0 2 0 3 0 4 0 5 0 6 0 7 0 8 0 9 0 10 0 11 0 12 0	6	20 A	T0-3-8342/Z	055489	1	✓	X	
			32 A	T3-3-8342/Z	052344	1	✓	X	
			63 A	T5B-3-8342/Z	092297	1	✓	X	
	 1 0 1 0 2 0 3 0 4 0 5 0 6 0 7 0 8 0 9 0 10 0 11 0 12 0 13 0 14 0 15 0 16 0	8	20 A	T0-4-8344/Z	014009	1	✓	X	
			32 A	T3-4-8344/Z	020600	1	✓	X	



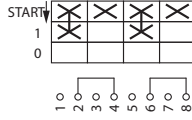

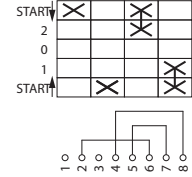

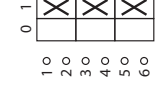
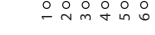

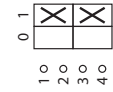

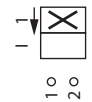


015148

Photo is representative

Rear mounting - On-Off switch-disconnectors without auxiliary contacts

Without emergency switch off/emergency stop function

Front plate	Contact sequence	Number of poles N/O	Rated current	Part number	Article number	Pack qty	Suitable for export to North America (US and Canada)	Padlockable handle
ON - OFF Switch - With Automatic (spring) return in START position								
 FS 147767		1	20 A	T0-1-15511/Z	029367	1	✓	X
		2	20 A	T0-2-15512/Z	043605	1	✓	X
 FS 140660		2	20 A	T0-2-8177/Z	024622	1	✓	X
ON-OFF Panic switch - Key can only be withdrawn in position 0 (Pos A)								
 FS 908		3	20 A	T0-2-1/Z/SVA(A)	050978	1	✓	✓
		3	25 A	P1-25/Z/SVA(A)	050969	1	✓	✓
ON-OFF Panic switch - Key operation lock mechanism ST-0 Key can only be withdrawn in position 0 (Pos A)								
 FS 908		2	20 A	T0-1-102/Z/S	014971	1	✓	X
ON Switch - With Automatic (spring) return from position 1								
 FS 4721		1	20 A	T0-1-15321/Z	095809	1	✓	X



024622



050978







014971

Photos are representative

Rear mounting - On-Off switch-disconnectors with auxiliary contacts

Without emergency switch off/emergency stop function

Front plate	Contact sequence	Number of poles N/O	Auxiliary contacts N/O N/C	Rated current	Part number	Article number	Pack qty	Suitable for export to North America (US and Canada)	Padlockable handle
 FS 908	 1 2 3 4 5 6 7 8	3	1 0	20 A	T0-2-15679/Z	041252	1	✓	X
	 0 0 0 0 0 0 0 0 0 0 0 0 1 2 3 4 5 6 7 8 9 10 11 12	3-N	1 1	32 A	T3-3-8901/Z	231952	1	✓	X
	 1 2 3 4 5 6 7 8 9 10 11 12 13 14 15 16	6	1 1	20 A	T0-4-15682/Z	022270	1	✓	X
				32 A	T3-4-15682/Z	030988	1	✓	X
				63 A	T5B-4-15682/Z	207429	1	✓	X
				100 A	T5-4-15682/Z	207417	1	✓	X




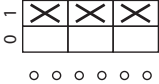
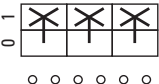
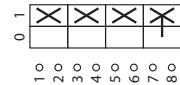
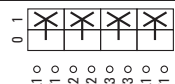
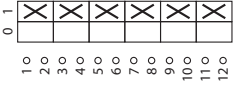
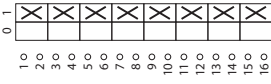


231952

Photo is representative

Rear mounting - Main switch-disconnectors without auxiliary contacts

Without emergency switch off/emergency stop function

Front plate	Contact sequence	Number of poles N/O	Rated current	Part number	Article number	Pack qty	Suitable for export to North America (US) and Canada	Padlockable handle			
FS 908 		1	20 A	T0-1-8200/V/SVB-SW	060229	1	✓	✓			
			32 A	T3-1-8200/V/SVB-SW	004882	1	✓	✓			
		2	20 A	T0-1-102/V/SVB-SW	022330	1	✓	✓			
			32 A	T3-1-102/V/SVB-SW	021493	1	✓	✓			
			63 A	T5B-1-102/V/SVB-SW	094462	1	✓	✓			
			100 A	T5B-1-102/V/SVB-SW	094462	1	✓	✓			
		3	20 A	T0-2-1/V/SVB-SW	045992	1	✓	✓			
			25 A	P1-25/V/SVB-SW	050738	1	✓	✓			
			30 A	P3-30/V/SVB-SW-MCS	237895	1	✓	✓			
			32 A	P1-32/V/SVB-SW	055484	1	✓	✓			
			40 A	P1-40/V/SVB-SW	199958	1	X	✓			
			63 A	P3-63/V/SVB-SW	060230	1	✓	✓			
			80 A	P3-800/V/SVB-SW	EP-400969	1	✓	✓			
			100 A	P3-100/V/SVB-SW	064976	1	✓	✓			
					3	125 A	P5-125/V/SVB-SW	280917	1	✓	✓
						160 A	P5-160/V/SVB-SW	280931	1	✓	✓
250 A	P5-250/V/SVB-SW	280945				1	✓	✓			
315 A	P5-315/V/SVB-SW	280959				1	✓	✓			
400 A	P5-400/V/SVB-SW	280973				1	✓	✓			
		3 + N	20 A	T0-2-8900/V/SVB-SW	207406	1	✓	✓			
			25 A	P1-25/V/SVB-SW/N	088706	1	✓	✓			
			32 A	P1-32/V/SVB-SW/N	098198	1	✓	✓			
			40 A	P1-40/V/SVB-SW/N	199961	1	X	✓			
			63 A	P3-63/V/SVB-SW/N	017517	1	✓	✓			
			80 A	P3-80/V/SVB-SW/N	EP-400971	1	✓	✓			
			100 A	P3-100/V/SVB-SW/N	027009	1	✓	✓			
		3 + N	125 A	P5-125/V/SVB-SW/N	280919	1	✓	✓			
			160 A	P5-160/V/SVB-SW/N	280933	1	✓	✓			
			250 A	P5-250/V/SVB-SW/N	280947	1	✓	✓			
			315 A	P5-315/V/SVB-SW/N	280961	1	✓	✓			
			400 A	P5-400/V/SVB-SW/N	280975	1	✓	✓			
		6	20 A	T0-3-8342/V/SVB-SW	036501	1	✓	✓			
			32 A	T3-3-8342/V/SVB-SW	078445	1	✓	✓			
			63 A	T5B-3-8342/V/SVB-SW	092299	1	✓	✓			
			100 A	T5-3-8342/V/SVB-SW	096380	1	X	✓			
		8	20 A	T0-4-8344/V/SVB-SW	008272	1	✓	✓			
			32 A	T3-4-8344/V/SVB-SW	008967	1	✓	✓			
			63 A	T5B-4-8344/V/SVB-SW	092055	1	✓	✓			
			100 A	T5-4-8344/V/SVB-SW	095958	1	X	✓			



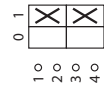
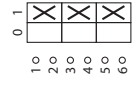
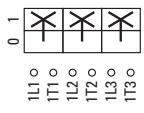
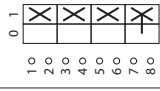
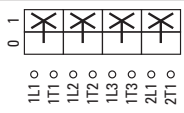
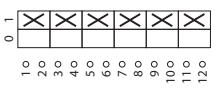
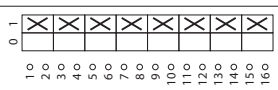


021493

Photo is representative

Rear mounting - Main switch-disconnectors without auxiliary contacts

With emergency switch off/emergency stop function

Front plate	Contact sequence	Number of poles	Rated current	Part number	Article number	Pack qty	Suitable for export to North America (US) and Canada	Padlockable handle	
 FS 908		1	20 A	T0-1-8200/V/SVB	057856	1	✓	✓	
			32 A	T3-1-8200/V/SVB	007255	1	✓	✓	
			63 A	T5B-1-8200/V/SVB	094273	1	✓	✓	
		2	20 A	T0-1-102/V/SVB	095824	1	✓	✓	
			32 A	T3-1-102/V/SVB	019120	1	✓	✓	
			63 A	T5B-1-102/V/SVB	094463	1	✓	✓	
		3	20 A	T0-2-1/V/SVB	043619	1	✓	✓	
			25 A	P1-25/V/SVB	055335	1	✓	✓	
			30 A	P3-30/V/SVB-MCS	237894	1	✓	✓	
			32 A	P1-32/V/SVB	095676	1	✓	✓	
			40 A	P1-40/V/SVB	199952	1	X	✓	
			63 A	P3-63/V/SVB	048218	1	✓	✓	
80 A			P3-80/V/SVB	EP-400963	1	✓	✓		
100 A			P3-100/V/SVB	088558	1	✓	✓		
	3	125 A	P5-125/V/SVB	280914	1	✓	✓		
		160 A	P5-160/V/SVB	280928	1	✓	✓		
		250 A	P5-250/V/SVB	280942	1	✓	✓		
		315 A	P5-315 kW/V/SVB	280956	1	✓	✓		
	3 + N	20 A	T0-2-8900/V/SVB	207405	1	✓	✓		
		25 A	P1-25/V/SVB/N	086333	1	✓	✓		
		32 A	P1-32/V/SVB/N	095825	1	✓	✓		
		40 A	P1-40/V/SVB/N	199955	1	X	✓		
		63 A	P3-63/V/SVB/N	015144	1	✓	✓		
		80 A	P3-80/V/SVB/N	EP-400966	1	✓	✓		
		100 A	P3-100/V/SVB/N	024636	1	✓	✓		
			3 + N	125 A	P5-125/V/SVB/N	280916	1	✓	✓
				160 A	P5-160/V/SVB/N	280930	1	✓	✓
				250 A	P5-250/V/SVB/N	280944	1	✓	✓
				315	P5-315 kW/V/SVB/N	280958	1	✓	✓
			6	20 A	T0-3-8342/V/SVB	034128	1	✓	✓
32 A	T3-3-8342/V/SVB			076072	1	✓	✓		
63 A	T5B-3-8342/V/SVB			092300	1	✓	✓		
100 A	T5-3-8342/V/SVB			096381	1	X	✓		
	8	20 A	T0-4-8344/V/SVB	014007	1	✓	✓		
		32 A	T3-4-8344/V/SVB	020598	1	✓	✓		
		63 A	T5B-4-8344/V/SVB	092056	1	✓	✓		
		100 A	T5-4-8344/V/SVB	095959	1	X	✓		





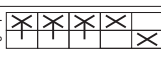









280958

Photo is representative

Rear mounting - Main switch-disconnectors with auxiliary contacts

Without emergency switch off/emergency stop function

Front plate	Contact sequence	Number of poles			Rated current	Part number	Article number	Pack qty	Suitable for export to North America (US) and Canada	Padlockable handle
		N/O	N/O	N/C						
 FS 908	 10 20 30 40 50 60 70 80	3	1	0	20 A	T0-2-15679/V/SVB-SW	088707	1	✓	✓
	 10 20 30 40 50 60 70 80 90 100 110 120	3	1	1	25 A	P1-25/V/SVB-SW/HI11	098199	1	✓	✓
					32 A	P1-32/V/SVB-SW/HI11	017518	1	✓	✓
					40 A	P1-40/V/SVB-SW/HI11	199959	1	X	✓
					63 A	P3-63/V/SVB-SW/HI11	027010	1	✓	✓
					80 A	P3-80/V/SVB-SW/HI11	EP-400970	1	✓	✓
					100 A	P3-100/V/SVB-SW/HI11	036502	1	✓	✓
	 1L10 1T10 1L20 1T20 1L30 1T30 70 80	3	1	0	125 A	P5-125/V/SVB-SW/HI10	280918	1	✓	✓
					160 A	P5-160/V/SVB-SW/HI10	280932	1	✓	✓
					250 A	P5-250/V/SVB-SW/HI10	280946	1	✓	✓
				315 A	P5-315/V/SVB-SW/HI10	280960	1	✓	✓	
 10 20 30 40 50 60 70 80 90 100 110 120	3	2	1	20 A	T0-3-15683/V/SVB-SW	015664	1	✓	✓	
 10 20 30 40 50 60 70 80 90 100 110 120	3 + N	1	1	20 A	T0-3-15680/V/SVB-SW	045994	1	✓	✓	
				32 A	T3-3-15680/V/SVB-SW	019121	1	✓	✓	
 10 20 30 40 50 60 70 80 90 100 110 120 210 220	3 + N	1	1	32 A	P1-32/V/SVB-SW/N/HI11	064978	1	✓	✓	
				40 A	P1-40/V/SVB-SW/N/HI11	199962	1	X	✓	
 10 20 30 40 50 60 70 80 90 100 110 120	3 + N	1	1	32 A	P1-25/V/SVB-SW/N/HI11	055486	1	✓	✓	
				63 A	T5B-3-8901/V/SVB-SW	207423	1	✓	✓	
 10 20 30 40 50 60 70 80 90 100 110 120 130 140 210 220	3 + N	1	1	63 A	P3-63/V/SVB-SW/N/HI11	074470	1	✓	✓	
				80 A	P3-80/V/SVB-SW/N/HI11	EP-400972	1	✓	✓	
				100 A	P3-100/V/SVB-SW/N/HI11	083962	1	✓	✓	
 10 20 30 40 50 60 70 80 90 100 110 120 130 140 150 160	6	1	1	20 A	T0-4-15682/V/SVB-SW	027011	1	✓	✓	
				32 A	T3-4-15682/V/SVB-SW	061835	1	✓	✓	
				63 A	T5B-4-15682/V/SVB-SW	207428	1	✓	✓	
				100 A	T5-4-15682/V/SVB-SW	207416	1	X	✓	
 1L10 1T10 1L20 1T20 1L30 1T30 2L10 2T10 2L20 2T20 2L30 2T30 130 140 210 220	6	1	1	160 A	T6-160-15682/V/SVB-SW/HI11	200127	1	X	✓	
 1L10 1T10 1L20 1T20 1L30 1T30 2L10 2T10 2L20 2T20 2L30 2T30 1030 1040 1010 1020	6	1	1	275 A	T8-3-8342/V/SVB-SW/HI11	200128	1	X	✓	


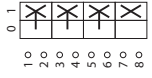
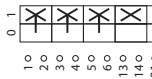
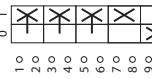
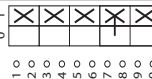
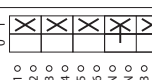
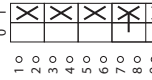
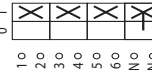
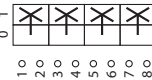
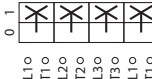
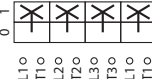


199959

Photo is representative

Rear mounting - Main switch-disconnectors with auxiliary contacts

With emergency switch off/emergency stop function

Front plate	Contact sequence	Number of poles			Auxiliary contacts			Rated current	Part number	Article number	Pack qty	Suitable for export to North America (US) and Canada	Padlockable handle
		N/O	N/O	N/C	N/O	N/O	N/C						
 FS 908		3	1	0	20 A	T0-2-15679/V/SVB	086334	1	✓	✓			
		3	1	1	25 A	P1-25/V/SVB/HI11	095826	1	✓	✓			
					32 A	P1-32/V/SVB/HI11	015145	1	✓	✓			
					40 A	P1-40/V/SVB/HI11	199953	1	X	✓			
					63 A	P3-63/V/SVB/HI11	024637	1	✓	✓			
					80 A	P3-80/V/SVB/HI11	EP-400965	1	✓	✓			
					100 A	P3-100/V/SVB/HI11	034129	1	✓	✓			
					125 A	P5-125/V/SVB/HI10	280915	1	✓	✓			
					160 A	P5-160/V/SVB/HI10	280929	1	✓	✓			
					250 A	P5-250/V/SVB/HI10	280943	1	✓	✓			
				315 A	P5-315/V/SVB/HI10	280957	1	✓	✓				
		3	2	1	20 A	T0-3-15683/V/SVB	015634	1	✓	✓			
				32 A	T3-3-15683/V/SVB	045224	1	✓	✓				
		3 + N	1	1	20 A	T0-3-15680/V/SVB	043621	1	✓	✓			
				32 A	P1-25/V/SVB/N/HI11	053113	1	✓	✓				
				32 A	T3-3-15680/V/SVB	016748		✓	✓				
		3 + N	1	1	32 A	P1-32/V/SVB/N/HI11	062605	1	✓	✓			
				40 A	P1-40/V/SVB/N/HI11	199956	1	X	✓				
		3 + N	1	1	63 A	T5B-3-8901/V/SVB	207422	1	✓	✓			
		3 + N	1	1	63 A	P3-63/V/SVB/N/HI11	072097	1	✓	✓			
				80 A	P3-80/V/SVB/N/HI11	EP-400967	1	✓	✓				
				100 A	P3-100/V/SVB/N/HI11	081589	1	✓	✓				
		6	1	1	20 A	T0-4-15682/V/SVB	024638	1	✓	✓			
				32 A	T3-4-15682/V/SVB	059462	1	✓	✓				
				63 A	T5B-4-15682/V/SVB	207427	1	✓	✓				
				100 A	T5-4-15682/V/SVB	207415	1	X	✓				
		6	1	1	160 A	T6-160-15682/V/SVB/HI11	200619	1	X	✓			
		6	1	1	275 A	T8-3-8342/V/SVB/HI11	200620	1	X	✓			


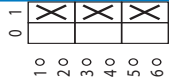
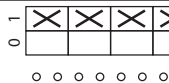
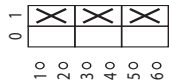
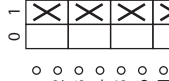
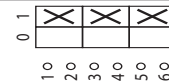
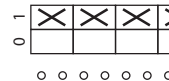


199956

Photo is representative

Rear mounting - Main switch-disconnectors with 400 mm metal extension shaft without auxiliary contacts

Without emergency switch off/emergency stop function

Front plate	Handle type	Contact sequence	Number of poles N/O	Rated current	Part number	Article number	Pack qty	Suitable for export to North America (US) and Canada	Padlockable handle
 FS 908	Padlockable main switch handle		3	25 A	P1-25/M4/SVB-SW	172876	1	✓	✓
			3	32 A	P1-32/M4/SVB-SW	172866	1	✓	✓
			3	40 A	P1-40/M4/SVB-SW	199940	1	✓	✓
			3	63 A	P3-63/M4/SVB-SW	172785	1	✓	✓
			3	80 A	P3-80/M4/SVB-SW	EP-400951	1	✓	✓
			3	100 A	P3-100/M4/SVB-SW	172819	1	✓	✓
	K-Line K1 Knob		3 + N	32 A	P1-32/M4/SVB-SW/N	172868	1	✓	✓
			3 + N	25 A	P1-25/M4/SVB-SW/N	172878	1	✓	✓
			3 + N	40 A	P1-40/M4/SVB-SW/N	199942	1	✓	✓
			3	25 A	P1-25/M4/K1-PG	172772	1	✓	✓
			3	32 A	P1-32/M4/K1-PG	172874	1	✓	✓
			3 + N	25 A	P1-25/M4/K1-PG/N	172774	1	✓	✓
	K-Line K2 Knob		3 + N	32 A	P1-32/M4/K1-PG/N	172779	1	✓	✓
			3	63 A	P3-63/M4/K2-PG	172811	1	✓	✓
3			80 A	P3-80/M4/K2-PG	EP-400940	1	✓	✓	
3			100 A	P3-100/M4/K2-PG	172827	1	✓	✓	
		3 + N	63 A	P3-63/M4/K2-PG/N	172813	1	✓	✓	
		3 + N	80 A	P3-80/M4/K2-PG/N	EP-400942	1	✓	✓	
	3 + N	100 A	P3-100/M4/K2-PG/N	172829	1	✓	✓		


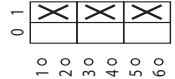
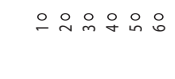




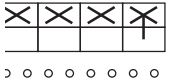
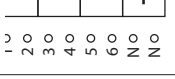
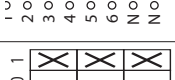
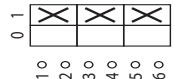
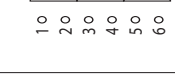

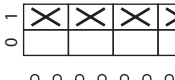

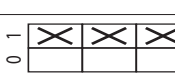
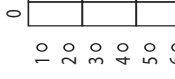
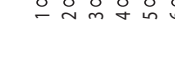




172772

Photo is representative

Rear mounting - Main switch-disconnectors with 400 mm metal extension shaft without auxiliary contacts

With emergency switch off/emergency stop function

Front plate	Handle type	Contact sequence	Number of poles N/O	Rated current	Part number	Article number	Pack qty	Suitable for export to North America (US) and Canada	Padlockable handle		
 FS 908	Padlockable main switch handle		3	25 A	P1-25/M4/SVB	172875	1	✓	✓		
			3	32 A	P1-32/M4/SVB	172865	1	✓	✓		
			3	40 A	P1-40/M4/SVB	199936	1	✓	✓		
			3	63 A	P3-63/M4/SVB	172784	1	✓	✓		
			3	80 A	P3-80/M4/SVB	EP-400948	1	✓	✓		
			3	100 A	P3-100/M4/SVB	172818	1	✓	✓		
			3 + N	25 A	P1-25/M4/SVB/N	172877	1	✓	✓		
			3 + N	32 A	P1-32/M4/SVB/N	172867	1	✓	✓		
			3 + N	40 A	P1-40/M4/SVB/N	199938	1	✓	✓		
		K-Line K1 Knob		3	25 A	P1-25/M4/K1-PR	172771	1	✓	✓	
				3	32 A	P1-32/M4/K1-PR	172873	1	✓	✓	
				3 + N	25 A	P1-25/M4/K1-PR/N	172773	1	✓	✓	
				3 + N	32 A	P1-32/M4/K1-PR/N	172778	1	✓	✓	
			K-Line K2 Knob		3	63 A	P3-63/M4/K2-PR	172810	1	✓	✓
					3	80 A	P3-80/M4/K2-PR	EP-400944	1	✓	✓
	3	100 A		P3-100/M4/K2-PR	172826	1	✓	✓			
	3 + N	63 A		P3-63/M4/K2-PR/N	172812	1	✓	✓			
	3 + N	80 A		P3-80/M4/K2-PR/N	EP-400946	1	✓	✓			
	3 + N	100 A	P3-100/M4/K2-PR/N	172828	1	✓	✓				




172875

Photo is representative

Rear mounting - Main switch-disconnectors with 400 mm metal extension shaft with auxiliary contacts

Without emergency switch off/emergency stop function

Front plate	Handle type	Contact sequence	Number of poles			Rated current	Part number	Article number	Pack qty	Suitable for export to North America (US) and Canada
			N/O	N/O	N/C					
 FS 908	Padlockable main switch handle		3	1	1	25 A	P1-25/M4/SVB-SW/Hi11	172768	1	✓
			3	1	1	32 A	P1-32/M4/SVB-SW/Hi11	172870	1	✓
			3	1	1	40 A	P1-40/M4/SVB-SW/Hi11	199941	1	✓
			3	1	1	63 A	P3-63/M4/SVB-SW/Hi11	172807	1	✓
			3 + N	1	1	25 A	P1-25/M4/SVB-SW/N/Hi11	172770	1	✓
			3 + N	1	1	32 A	P1-32/M4/SVB-SW/N/Hi11	172872	1	✓
	Padlockable K-Line K1 Knob		3 + N	1	1	40 A	P1-40/M4/SVB-SW/N/Hi11	199943	1	✓
			3 + N	1	1	63 A	P3-63/M4/SVB-SW/N/Hi11	172809	1	✓
			3 + N	1	1	80 A	P3-80/M4/SVB-SW/N/Hi11	EP-400954	1	✓
			3 + N	1	1	100 A	P3-100/M4/SVB-SW/N/Hi11	172825	1	✓
			3	1	1	25 A	P1-25/M4/K1-PG/Hi11	172781	1	✓
			3	1	1	32 A	P1-32/M4/K1-PG/Hi11	172776	1	✓
Padlockable K-Line K2 Knob		3 + N	1	1	25 A	P1-25/M4/K1-PG/N/Hi11	172864	1	✓	
		3 + N	1	1	32 A	P1-32/M4/K1-PG/N/Hi11	172783	1	✓	
		3	1	1	63 A	P3-63/M4/K1-PG/N/Hi11	172815	1	✓	
		3	1	1	80 A	P3-80/M4/K1-PG/N/Hi11	EP-400941	1	✓	
		3	1	1	100 A	P3-100/M4/K1-PG/N/Hi11	172831	1	✓	
		3 + N	1	1	63 A	P3-63/M4/K1-PG/N/Hi11	172817	1	✓	
			3 + N	1	1	80 A	P3-80/M4/K1-PG/N/Hi11	EP-400943	1	✓
			3 + N	1	1	100 A	P3-100/M4/K1-PG/N/Hi11	172833	1	✓




172870

Photo is representative

Rear mounting - Main switch-disconnectors with 400 mm metal extension shaft with auxiliary contacts

With emergency switch off/emergency stop function

Front plate	Handle type	Contact sequence	Number of poles			Rated current	Part number	Article number	Pack qty	Suitable for export to North America (US) and Canada	
			N/O	N/O	N/C						
 FS 908	Padlockable main switch handle		3	1	1	25 A	P1-25/M4/SVB/HI11	172767	1	✓	
			3	1	1	32 A	P1-32/M4/SVB/HI11	172869	1	✓	
			3	1	1	40 A	P1-40/M4/SVB/HI11	199937	1	✓	
			3	1	1	63 A	P3-63/M4/SVB/HI11	172788	1	✓	
			3	1	1	80 A	P3-80/M4/SVB/HI11	EP-400949	1	✓	
			3	1	1	100 A	P3-100/M4/SVB/HI11	172822	1	✓	
	Padlockable K-Line K1 Knob		3 + N	1	1	25 A	P1-25/M4/SVB/N/HI11	172769	1	✓	
			3 + N	1	1	32 A	P1-32/M4/SVB/N/HI11	172871	1	✓	
			3 + N	1	1	40 A	P1-40/M4/SVB/N/HI11	199939	1	✓	
			3 + N	1	1	80 A	P3-80/M4/SVB/N/HI11	EP-400950	1	✓	
			3 + N	1	1	100 A	P3-100/M4/SVB/N/HI11	172824	1	✓	
		Padlockable K-Line K2 Knob		3	1	1	25 A	P1-25/M4/K1-PR/HI11	172775	1	✓
			3	1	1	32 A	P1-32/M4/K1-PR/HI11	172780	1	✓	
			3 + N	1	1	25 A	P1-25/M4/K1-PR/N/HI11	172777	1	✓	
			3 + N	1	1	32 A	P1-32/M4/K1-PR/N/HI11	172782	1	✓	
	Padlockable K-Line K2 Knob			3	1	1	63 A	P3-63/M4/K2-PR/HI11	172814	1	✓
				3	1	1	80 A	P3-80/M4/K2-PR/HI11	EP-400945	1	✓
			3	1	1	100 A	P3-100/M4/K2-PR/HI11	172830	1	✓	
		3 + N	1	1	63 A	P3-63/M4/K2-PR/N/HI11	172816	1	✓		
			3 + N	1	1	80 A	P3-80/M4/K2-PR/N/HI11	EP-400947	1	✓	
			3 + N	1	1	100 A	P3-100/M4/K2-PR/N/HI11	172832	1	✓	


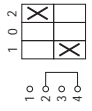

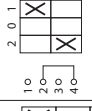

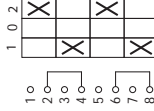

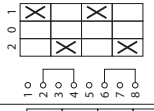

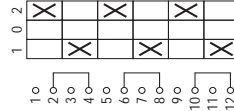

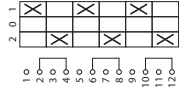

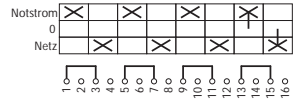

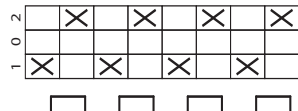

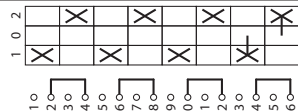


199939

Photo is representative

Rear mounting - Changeover switch-disconnectors

Without emergency switch off/emergency stop function

Front plate	Contact sequence	Number of poles N/O	Rated current	Part number	Article number	Pack qty	Suitable for export to North America (US and Canada)	Padlockable handle
 FS 684		1	20 A	T0-1-8210/Z	019862	1	✓	X
			32 A	T3-1-8210/Z	057091	1	✓	X
			63 A	T5B-1-8210/Z	094258	1	✓	X
 FS 429		1	20 A	T0-1-15421/Z	015125	1	✓	X
 FS 684		2	20 A	T0-2-8211/Z	029354	1	✓	X
			32 A	T3-2-8211/Z	064210	1	✓	X
			63 A	T5B-2-8211/Z	093082	1	✓	X
 FS 429		2	20 A	T0-2-15422/Z	029363	1	✓	X
 FS 684		3	20 A	T0-3-8212/Z	036473	1	✓	X
			32 A	T3-3-8212/Z	071329	1	✓	X
			63 A	T5B-3-8212/Z	092383	1	✓	X
			100 A	T5-3-8212/Z	096464	1	X	X
 FS 429		3	20 A	T0-3-15423/Z	043601	1	✓	X
 FS 161629		4	32 A	T3-4-8902/Z	215225	1	✓	X
			63 A	T5B-4-8902/Z	207431	1	✓	X
			100 A	T5-4-8902/Z	207419	1	X	X
 FS 684		4	20 A	T0-4-8213/Z	043592	1	✓	X
			32 A	T3-4-8213/Z	078448	1	✓	X
			63 A	T5B-4-8213/Z	092109	1	✓	X
			100 A	T5-4-8213/Z	096012	1	X	X
 FS 953		4	32 A	T3-4-8294/Z	004886	1	✓	X
			63 A	T5B-4-8294/Z	092081	1	✓	X
			100 A	T5-4-8294/Z	095984	1	X	X


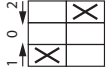

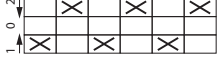





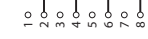
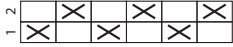
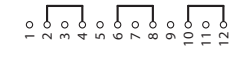
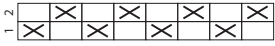
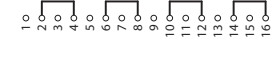
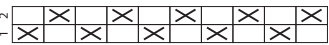
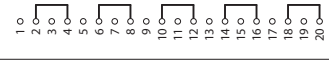
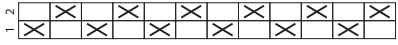
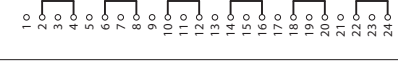
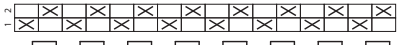



092383

Photo is representative

Rear mounting - Changeover switch-disconnectors

Without emergency switch off/emergency stop function

Front plate	Contact sequence	Number of poles N/O	Rated current	Part number	Article number	Pack qty	Suitable for export to North America (US and Canada)	Padlockable handle
With Automatic (spring) return from both directions								
		1	20 A	T0-1-8214/Z	050720	1	X	X
FS 4011								
		3	20 A	T0-3-8216/Z	055466	1	✓	X
								
Two way switch-disconnector - Without O (OFF) position								
		1	20 A	T0-1-8220/Z	086312	1	✓	X
FS 943								
		2	20 A	T0-2-8221/Z	074450	1	✓	X
								
			32 A	T3-2-8221/Z	047600	1	✓	X
			63 A	T5B-2-8221/Z	093044	1	✓	X
		3	20 A	T0-3-8222/Z	088686	1	✓	X
								
			32 A	T3-3-8222/Z	057092	1	✓	X
			63 A	T5B-3-8222/Z	092375	1	✓	X
		4	20 A	T0-4-8223/Z	086315	1	✓	X
								
			32 A	T3-4-8223/Z	061838	1	✓	X
			63 A	T5B-4-8223/Z	092105	1	✓	X
		5	32 A	T3-5-8369/Z	068957	1	✓	X
								
		6	20 A	T0-6-8370/Z	010380	1	✓	X
								
		8	20 A	T0-8-8372/Z	012753	1	✓	X
								
			32 A	T3-8-8372/Z	083195	1	✓	X



010380







050720

Photos are representative

Rear mounting - Manual/auto switch-disconnectors

Without emergency switch off/emergency stop function

Front plate	Contact sequence	Number of poles N/O	Rated current	Part number	Article number	Pack qty	Suitable for export to North America (US and Canada)	Padlockable handle
With 0 (Off) position								
 FS 1401	AUTO 0 HAND	1	20 A	T0-1-15431/Z	029364	1	✓	X
	AUTO 0 HAND	2	20 A	T0-2-15432/Z	043602	1	✓	X
	AUTO 0 HAND	3	20 A	T0-3-15433/Z	057840	1	✓	X
With Automatic (spring) return from HAND								
 FS 1414000	AUTO 0 HAND	1	20 A	T0-1-15434/Z	072078	1	✓	X
	AUTO 0 HAND	2	20 A	T0-2-15435/Z	003196	1	✓	X
With Automatic (spring) return from START								
 FS 1413890	START HAND 0 AUTO	2	20 A	T0-2-15907/Z	078796	1	✓	X
Without 0 (Off) position								
 FS 19334	AUTO HAND	1	20 A	T0-1-15451/Z	086316	1	✓	X
	AUTO HAND	2	20 A	T0-2-15452/Z	010381	1	✓	X
	AUTO HAND	3	20 A	T0-3-15453/Z	024619	1	✓	X


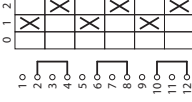

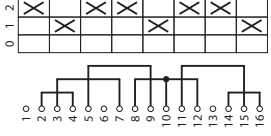

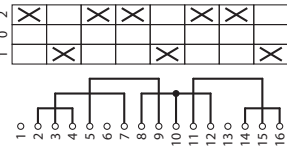


010381

Photo is representative

Rear mounting - Multi speed switch-disconnectors

Without emergency switch off/emergency stop function

Front plate	Contact sequence	Number of poles N/O	Rated current	Part number	Article number	Pack qty	Suitable for export to North America (US and Canada)	Padlockable handle
2 speed, non reversing, for 2 separate windings								
 FS 644		6	20 A	T0-3-8451/Z	043596	1	✓	X
			32 A	T3-3-8451/Z	031014	1	✓	X
2 speed, 2 directions, for one tapped winding								
 FS 644		3	20 A	T0-4-8440/Z	048342	1	✓	X
			32 A	T3-4-8440/Z	038133	1	✓	X
			63 A	T5B-4-8440/Z	092029	1	✓	X
 FS 684		3	20 A	T0-4-8441/Z	053088	1	✓	X
			32 A	T3-4-8441/Z	045252	1	✓	X
			63 A	T5B-4-8441/Z	092025	1	✓	X


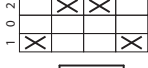
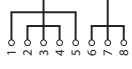

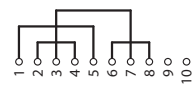


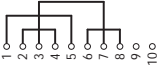

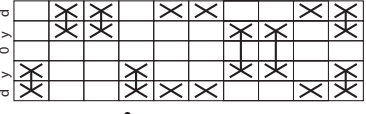
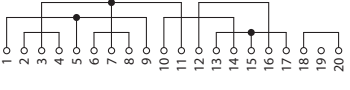

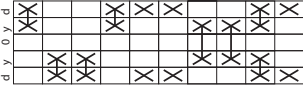
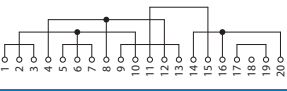


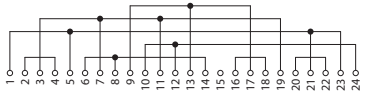


043596

Photo is representative

Rear mounting - Reversing switch-disconnectors

Without emergency switch off/emergency stop function

Front plate	Contact sequence	Number of poles N/O	Rated current	Part number	Article number	Pack qty	Suitable for export to North America (US and Canada)	Padlockable handle
Reversing switch-disconnector - Without Automatic (spring) return to 0 (Off) position								
		2	20 A	T0-2-8400/Z	062571	1	✓	X
FS 684			32 A	T3-2-8400/Z	095060	1	✓	X
		3	20 A	T0-3-8401/Z	010366	1	✓	X
			32 A	T3-3-8401/Z	035739	1	✓	X
			63 A	T5B-3-8401/Z	092293	1	✓	X
Reversing switch-disconnector - With Automatic (spring) return from both directions to 0 (Off) position								
		3	20 A	T0-3-8228/Z	074437	1	✓	X
FS 4011			32 A	T3-3-8228/Z	004911	1	✓	X
Reversing star delta switch-disconnector - Two-way operating direction								
		3	20 A	T0-5-15876/Z	000942	1	✓	X
FS 638			32 A	T3-5-15876/Z	019149	1	✓	X
		3	63 A	T5B-5-15876/Z	214786	1	✓	X
FS 4017								
Reversing multi speed, switch-disconnector 2 speed, 2 directions, for one tapped winding								
			20 A	T0-6-15866/Z	067326	1	✓	X
FS 629			32 A	T3-6-15866/Z	057117	1	✓	X



074437


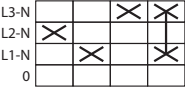


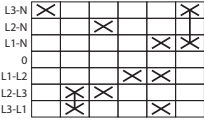
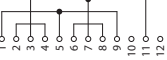

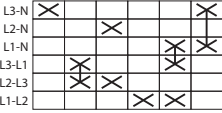
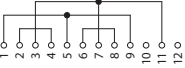

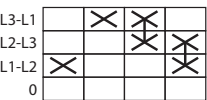
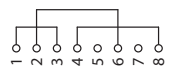

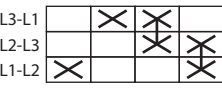
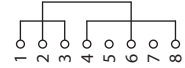


214786

Photos are representative

Rear mounting - Selector switch-disconnectors

Without emergency switch off/emergency stop function

Front plate	Contact sequence	Number of poles	Pole N/O	Rated current	Part number	Article number	Pack qty	Suitable for export to North America (US and Canada)	Padlockable handle
Voltmeter									
	 	3 x phase-N with 0 position	3+N	20 A	T0-2-15921/Z	076829	1	✓	X
	 	3 x phase-phase 3 x phase-N with 0 position	3+N	20 A	T0-3-8007/Z	015132	1	✓	X
	 	3 x phase-phase 3 x phase-N without 0 position with complete rotation in both directions	3+N	20 A	T0-3-15924/Z	029370	1	✓	X
	 	3 x phase-phase with 0 position	3+N	20 A	T0-2-15920/Z	048353	1	✓	X
	 	3 x phase-phase without 0 position	3+N	20 A	T0-2-15922/Z	062591	1	✓	X


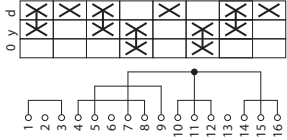


015132

Photo is representative

Rear mounting - Star delta switch-disconnectors

Without emergency switch off/emergency stop function

Front plate	Contact sequence	Number of poles N/O	Rated current	Part number	Article number	Pack qty	Suitable for export to North America (US and Canada)	Padlockable handle
 FS 635		3	20 A	T0-4-8410/Z	083929	1	X	X
			32 A	T3-4-8410/Z	012030	1	✓	X
			63 A	T5B-4-8410/Z	092049	1	✓	X


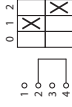


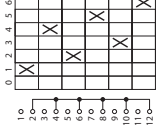

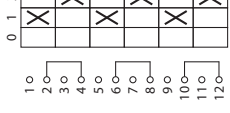
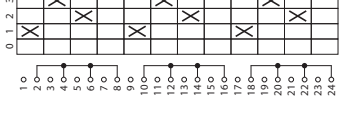


012030

Photo is representative

Rear mounting - Step switch-disconnectors

Without emergency switch off/emergency stop function

Front plate	Contact sequence	Number of poles N/O	Rated current	Part number	Article number	Pack qty	Suitable for export to North America (US and Canada)	Padlockable handle
With O (Off) position								
 FS 418		1	20 A	T0-1-8240/Z	060208	1	✓	X
 FS 420		1	20 A	T0-2-8241/Z	062581	1	✓	X
 FS 422		1	20 A	T0-2-8242/Z	076819	1	✓	X
 FS 424		1	20 A	T0-3-8243/Z	091057	1	✓	X
 FS 426		1	20 A	T0-3-8244/Z	015122	1	✓	X
 FS 418		3	20 A	T0-3-8280/Z	043598	1	✓	X
 FS 420		3	20 A	T0-5-8281/Z	057836	1	✓	X
 FS 422		3	20 A	T0-6-8282/Z	072074	1	✓	X


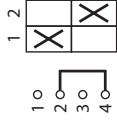

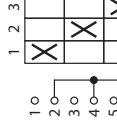

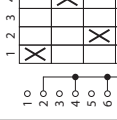

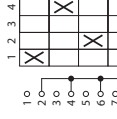

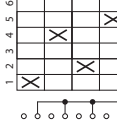

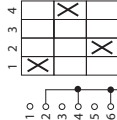

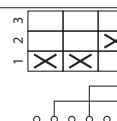

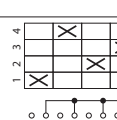


057836

Photo is representative

Rear mounting - Step switch-disconnectors

Without emergency switch off/emergency stop function

Front plate	Contact sequence	Number of poles N/O	Rated current	Part number	Article number	Pack qty	Suitable for export to North America (US and Canada)	Padlockable handle
Without O (Off) position								
 FS 943		1	20 A	T0-1-8220/Z	086312	1	✓	X
 FS 404		1	20 A	T0-2-8230/Z	098177	1	✓	X
 FS 606		1	20 A	T0-2-8231/Z	022242	1	✓	X
 FS 408		1	20 A	T0-3-8232/Z	036480	1	✓	X
 FS 410		1	20 A	T0-3-8233/Z	050718	1	✓	X
 FS 406		2	20 A	T0-3-8251/Z	013976	1	✓	X
 FS 404		3	20 A	T0-5-8270/Z	010378	1	✓	X
 FS 406		3	20 A	T0-6-8271/Z	024616	1	✓	X


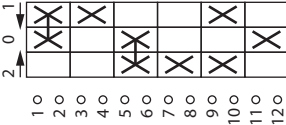


098177

Photo is representative

Rear mounting - Universal control switch-disconnectors

Without emergency switch off/emergency stop function

Front plate	Contact sequence	Rated current	Part number	Article number	Pack qty	Suitable for export to North America (US and Canada)	Padlockable handle
Automatic (spring) return from positions 1 and 2							
 FS 458	 1 0 2 0 3 0 4 0 5 0 6 0 7 0 8 0 9 0 10 0 11 0 12 0	20 A	T0-3-15394/Z	081571	1	✓	X



081571

Photo is representative

Rear mounting dedicated accessories

Neutral conductor

- Early make on switching, late-break off switching
- The N contact always behaves as an early-make contact when switching on and as a late-break contact for when switching off.
- N-P1(P3)...switching capacity same as for contacts P1(P3)

Description	Part number	Article number	Std. pack	Suitable for export to North America (US and Canada)	Suitable for	Mounting
Neutral conductor	N-P1Z	000652	5	✓	P1	Rear mounting /Z
	N-P3Z	064805	5	✓	P3	Rear mounting /Z



Neutral terminal

- Front mounting, left
- Service distribution board mounting right

Description	Part number	Article number	Std. pack	Suitable for export to North America (US and Canada)	Suitable for	Mounting
Neutral terminal	N-P5-125/160Z	280970	1	X	P5-125 and 160	Rear mounting /V
	N-P5-250/315Z	280972	1	X	P5-250 and 315	Rear mounting /V



Ground terminal

- Front mounting, right
- Service distribution board mounting left

Description	Part number	Article number	Std. pack	Suitable for export to North America (US and Canada)	Suitable for	Mounting
Ground terminal	PE-P5-125/160Z	280974	1	X	P5-125 and 160	Rear mounting /V
	PE-P5-250/315Z	280976	1	X	P5-250 and 315	Rear mounting /V



Auxiliary contacts - 1 normally open (N/O), 1 normally close (N/C)

- Late break on switching, early-make off switching. The N/O is always connected as a load-shedding contact

Description	Part number	Article number	Std. pack	Suitable for export to North America (US and Canada)	Suitable for	Mounting
Auxiliary contacts	HI11-P1/P3Z	062031		✓	P1	Rear mounting /V or /Z
				✓	P3-63	Rear mounting /V or /Z
				✓	P3-100	Rear mounting /V or /Z

Product standards	UL 60947-4-1, CSA - C22-2 No 14-05 IEC/EN 60947-3, CE Marking
UL File No	E36332
UL CCN	NLRV
CSA File No	12528
CSA Class No	3211-05
NA Certification	UL Listed, CSA Certified



Photos are representative

Rear mounting dedicated accessories

Auxiliary contacts - 2 normally open (N/O), 1 normally close (N/C)

Description	Part number	Article number	Std. pack	Suitable for export to North America (US and Canada)	Suitable for	Mounting
Auxiliary contact for left and/or right side mounting	HI21-P5-125/160Z	280964	1	X	P5-125 and 160	Rear mounting /V or Z
	HI21-P5-250/315Z	280966	1	X	P5-250 and 315	Rear mounting /V or Z



Maintenance key for interlocked main switches

Special devices for electricians: interlocked main switches can be switched on and off for repairs with the maintenance key while the door is open (as per IEC/EN 60204-1, Section 5.1.1.1)

Description	Part number	Article number	Std. pack	Suitable for export to North America (US and Canada)	Suitable for	Mounting
Maintenance key for interlocked main switches	KNK-T0	000650	5	✓	T0, T3, P1	Rear mounting /Z
	KNK-P3	000649	5	✓	P3, T5, T5B	Rear mounting /Z



Interlock extensions

A maximum of 4 units can be plugged on the interlock section every 25 mm (an equal number of shaft extensions is required for this)

Description	Part number	Article number	Std. pack	Suitable for export to North America (US and Canada)*	Suitable for	Mounting
Interlock extension	ZVV-T0	022298	10	✓	T0, T3	Rear mounting /Z
	ZVV-P3	024671	10	✓	T5B, T5	Rear mounting /Z



* UL/CSA certification not required

Shaft

Description	Part number	Article number	Std. pack	Suitable for export to North America (US and Canada)	Suitable for	Mounting
Aluminium shaft, 480 mm length	ZAV-P5	280979	1	✓	P5	Rear mounting /V



Shaft extensions

A maximum of 4 units can be put on the switch shaft every 25 mm

Description	Part number	Article number	Std. pack	Suitable for export to North America (US and Canada)	Suitable for	Mounting
Shaft extension	ZAV-T0	027044	10	✓	T0, T3, P1	Rear mounting /V or /Z
	ZAV-P3	029417	10	✓	P3	Rear mounting /V or /Z



Interlock extensions and shaft extensions

Description	Part number	Article number	Std. pack	Suitable for export to North America (US and Canada)	Suitable for	Mounting
Extension to 25 mm when ordering with basic unit	+ZAV(X1)+ZVV(X1)-T0/P3	254546	1	✓	P5	Rear mounting /Z


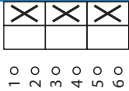


Photos are representative

Rear mounting dedicated accessories

Main switches accessories

Basic switches, Type P/XM

Front plate	Contact sequence	Number of poles	Rated current	Part number	Article number	Pack qty
 FS 908	 1 2 3 4 5 6	3	25 A	P1-25/XM	172834	1
		3	32 A	P1-32/XM	172835	1
		3	40 A	P1-40/XM	199888	1
		3	63 A	P3-63/XM	172836	1
		3	80 A	P3-80/XM	EP-400973	
		3	100 A	P3-100/XM	172837	1



172836

Accessories for P/XM Switch-disconnectors

K-Line handles

Description	Suitable for	Colour	Locking mechanism	Part number	Article number	Pack qty	Feature
Knob	P1	Blue	Padlockable	K1DB/P	1818029	1	Knobs and handles provide door interlock when in the ON position and also when locked in the OFF position.
Knob	P1	Red/Yellow	Padlockable	K1DR/P	1818030	1	
Knob	P1	Grey	Padlockable	K1DG/P	1818031	1	
Knob	P3	Blue	Padlockable	K2SDB/P	1818032	1	The door interlock can also be defeated in the ON position by using a special tool.
Knob	P3	Red/Yellow	Padlockable	K2SDR/P	1818033	1	
Knob	P3	Grey	Padlockable	K2SDG/P	1818034	1	Lockable with up to 2 x 6 mm padlocks or cylinder locks
Knob	P3	Blue	Cylinder lock/key	K2SDB/C	1818038	1	
Knob	P3	Red/Yellow	Cylinder lock/key	K2SDR/C	1818039	1	
Knob	P3	Grey	Cylinder lock/key	K2SDG/C	1818040	1	



1818029



1818033

Black knobs and lockable main switch handles

Description	Suitable for	Colour	Part number	Article number	Pack qty	Feature
Knob	P1	Black	KNB-P1/M	172838	1	Door interlocked when in the ON position
Knob	P3	Black	KNB-P3/M	172839	1	
Lockable main switch handle	P1	Red/Yellow	SVB-P1/M	172840	1	Can be locked in the OFF position with up to 3 x 8 mm padlocks
Lockable main switch handle	P3	Red/Yellow	SVB-P3/M	172841	1	
Lockable main switch handle	P1	Black	SVB-SW-P1/M	172842	1	
Lockable main switch handle	P3	Black	SVB-SW-P3/M	172843	1	



172839

Metal shafts

Length	Part number	Article number	Pack qty
400 mm	P1/P3-M400	172844	10
600 mm	P1/P3-M600	172845	10



172844

Photos are representative

Rear mounting dedicated accessories

IP65 Insulated enclosures

Description	Number of contact units	Part number	Article number	Std. pack	Suitable for export to North America (US and Canada)	Suitable for	Mounting
IP65 insulated enclosure - With push-through cable entry diaphragm*	1-2	CI-K1-T0-2	207435	1	X	T0	Rear mounting /Z
	3-4	CI-K1-T0-4	207436	1	X		
	1-2	CI-K2-T3-2	207437	1	✓	T3	Rear mounting /Z
	3-4	CI-K2-T3-4	225325	1	✓		
	5	CI-K2-T3-5	207438	1	✓		
IP65 insulated enclosure - With metric knockouts	1-2	CI-K1H-T0-2	105854	1	X	T0	Rear mounting /Z
	3-4	CI-K1H-T0-4	105855	1	X		
	1-2	CI-K2H-T3-2	269462	1	X	T3	Rear mounting /Z
	3-4	CI-K2H-T3-4	105859	1	X		
	5	CI-K2H-T3-5	105860	1	X		
	3-4	CI-K4-T5B-4**	207440	1	✓	T5B	Rear mounting /Z
	1-2	CI-K5-T5-2**	207441	1	✓	T5	Rear mounting /Z
	3-4	CI-K5-T5-4**	207442	1	✓		

* The diaphragm can be pierced with the cable. 1 contact unit = 2 contacts.

** For converting T5-../Z into T5-../I5 and T5B-../E into T5B-../I4, order AW-T5-... extension terminal additionally. 1 contact unit = 2 contacts



207435 / 207436
105855 /

207437 / 269462
105859 / 105860

225325

207438

105854

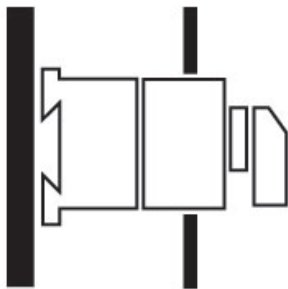
207440

207441

Product standards	UL 60947-4-1, CSA - C22-2 No 14-05, CSA - C22-2 No 94 IEC/EN 60947-3, CE Marking
UL File No	E54120
UL CCN	MITW2
CSA File No	12528
CSA Class No	3211-07
NA Certification	UL Listed, CSA Certified
Degree of protection	IEC: IP65 UL/CSA Type 1, 3R, 4X, 12, 13 - indoor and outdoor use

Photos are representative

Service distribution board mounting switch-disconnectors



Description

Service distribution board switch-disconnectors can be easily installed directly onto the DIN-Rail inside the distribution board enclosure.

Standards/Approvals

See details page 178

Technical data

- Voltage: 690 V a.c.
- Current: 10 A to 100 A

Features

- Available with or without emergency switching off/emergency stop function
- Available with and without auxiliary contacts
- Available with red rotary handle and yellow locking collar and black rotary handle and locking collar
- 1-pole to 8-pole options



T0 Service distribution board mounting



T0 Service distribution board mounting


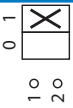

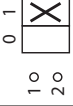

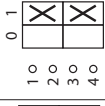

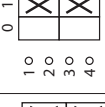

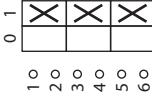


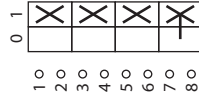
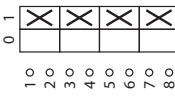
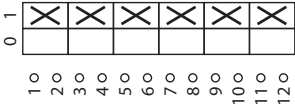
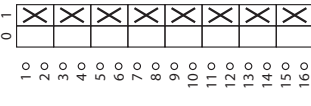
Photos are representative

Service distribution board mounting - Range overview

Rated current	10 A	20 A	25 A	32 A	40 A	63 A	100 A
On-Off switch-disconnectors		T0	P1	P1	P1	P3	P3
Without auxiliary contacts		✓	✓	✓	✓	✓	✓
With auxiliary contacts		✓					
Changeover switch-disconnectors		T0					
Without auxiliary contacts		✓					
Coding switch-disconnectors		T0					
Without auxiliary contacts		✓					
Heater switch-disconnectors		T0					
Without auxiliary contacts		✓					
Manual/auto switch-disconnectors	TM	T0					
Without auxiliary contacts	✓	✓					
Multi speed switch-disconnectors		T0					
Without auxiliary contacts		✓					
Reversing switch-disconnectors		T0					
Without auxiliary contacts		✓					
Selector switch-disconnectors		T0					
Without auxiliary contacts		✓					
Star delta switch-disconnectors		T0					
Without auxiliary contacts		✓					
Step switch-disconnectors		T0					
Without auxiliary contacts		✓					
Universal switch-disconnectors		T0					
Without auxiliary contacts		✓					

Service distribution board mounting - On-Off switch-disconnectors without auxiliary contacts

Without emergency switch off/emergency stop function

Front plate	Contact sequence	Number of poles N/O	Rated current	Part number	Article number	Pack qty	Suitable for export to North America (US and Canada)	Padlockable handle
 FS 908		1	20 A	T0-1-8200/IVS	074471	1	✓	X
 FS 415		1	20 A	T0-1-15401/IVS	045973	1	✓	X
 FS 908		2	20 A	T0-1-102/IVS	015147	1	✓	X
 FS 415		2	20 A	T0-1-15402/IVS	060211	1	✓	X
 FS 908		3	20 A	T0-2-1/IVS	031758	1	✓	X
			25 A	P1-25/IVS	052962	1	✓	X
			32 A	P1-32/IVS	093303	1	✓	X
			40 A	P1-40/IVS	199931	1	X	X
			63 A	P3-63/IVS	041099	1	✓	X
			80 A	P3-80/IVS	EP-400934	1	✓	X
			100 A	P3-100/IVS	081439	1	✓	X
 FS 415		3	20 A	T0-2-15403/IVS	074449	1	✓	X
 FS 908		3 + N	20 A	T0-2-8900/IVS	207403	1	✓	X
			25 A	P1-25/IVS/N	083964	1	✓	X
			32 A	P1-32/IVS/N	010402	1	✓	X
			40 A	P1-40/IVS/N	199933	1	X	X
			63 A	P3-63/IVS/N	022267	1	✓	X
			80 A	P3-80/IVS/N	EP-400936	1	✓	X
			100 A	P3-100/IVS/N	034132	1	✓	X
	4	20 A	T0-2-1540/IVS	088687	1	✓	X	
	6	20 A	T0-3-8342/IVS	050743	1	✓	X	
	8	20 A	T0-4-8344/IVS	014006	1	✓	X	


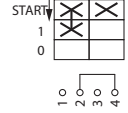


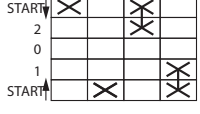
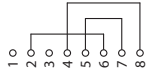

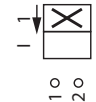

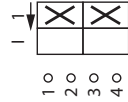

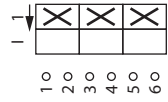
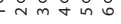


050743

Photo is representative

Service distribution board mounting - On-Off switch-disconnectors without auxiliary contacts

Without emergency switch off/emergency stop function

Front plate	Contact sequence	Number of poles N/O	Rated current	Part number	Article number	Pack qty	Suitable for export to North America (US and Canada)	Padlockable handle
With Automatic (spring) return in START position								
		1	20 A	T0-1-15511/IVS	026994	1	✓	X
FS 147767								
		2	20 A	T0-2-8177/IVS	022249	1	✓	X
FS 140660								
Automatic (spring) return from position 1								
		1	20 A	T0-1-15321/IVS	093436	1	✓	X
FS 4721								
		2	20 A	T0-1-15322/IVS	017501	1	✓	X
								
		3	20 A	T0-2-15323/IVS	031739	1	✓	X
								




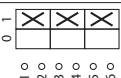
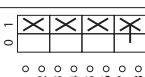


026994

Photo is representative

Service distribution board mounting - On-Off switch-disconnectors without auxiliary contacts

With emergency switch off/emergency stop function

Front plate	Contact sequence	Number of poles N/O	Rated current	Part number	Article number	Pack qty	Suitable for export to North America (US and Canada)	Padlockable handle
 FS 908		1	20 A	T0-1-8200/IVS-RT	081956	1	✓	X
		2	20 A	T0-1-102/IVS-RT	079583	1	✓	X
		20 A	T0-2-1/IVS-RT	084329	1	✓	X	
		25 A	P1-25/IVS-RT	013140	1	✓	X	
		32 A	P1-32/IVS-RT	022632	1	✓	X	
		40 A	P1-40/IVS-RT	199935	1	X	X	
		63 A	P3-63/IVS-RT	045845	1	✓	X	
		80 A	P3-80/IVS-RT	EP-400938	1	✓	X	
		20 A	T0-2-8900/IVS-RT	086185	1	✓	X	
		20 A	T0-2-8900/IVS-RT	207404	1	✓	X	



084329

Photo is representative

Service distribution board mounting - On-Off switch-disconnectors with auxiliary contacts

Without emergency switch off/emergency stop function

Front plate	Contact sequence	Number of poles N/O	Auxiliary contacts N/O	Auxiliary contacts N/C	Rated current	Part number	Article number	Pack qty	Suitable for export to North America (US and Canada)	Padlockable handle
FS 908	<p>1 2 3 4 5 6 7 8</p>	3	1	0	20 A	T0-2-15679/IVS	036506	1	✓	X
	<p>1 2 3 4 5 6 7 8 9 10 11 12</p>	3	2	1	20 A	T0-3-15683/IVS	016722	1	✓	X
	<p>1 2 3 4 5 6 7 8 9 10 11 12</p>	3+N	1	1	20 A	T0-3-8901/IVS	231940	1	✓	X
	<p>1 2 3 4 5 6 7 8 9 10 11 12 13 14 15 16</p>	6	1	1	20 A	T0-4-15682/IVS	017524	1	✓	X










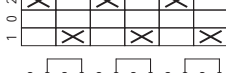

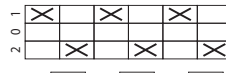

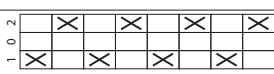

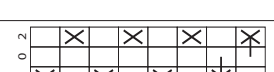


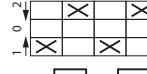



231940

Photo is representative

Service distribution board mounting - Changeover switch-disconnectors

Without emergency switch off/emergency stop function

Front plate	Contact sequence	Number of poles N/O	Rated current	Part number	Article number	Pack qty	Suitable for export to North America (US and Canada)	Padlockable handle
 FS 684		1	20 A	T0-1-8210/IVS	074440	1	✓	X
 FS 429		1	20 A	T0-1-15421/IVS	012752	1	✓	X
 FS 684		2	20 A	T0-2-8211/IVS	076813	1	✓	X
 FS 429		2	20 A	T0-2-15422/IVS	026990	1	✓	X
 FS 684		3	20 A	T0-3-8212/IVS	079186	1	✓	X
 FS 429		3	20 A	T0-3-15423/IVS	041228	1	✓	X
 FS 684		4	20 A	T0-4-8213/IVS	081559	1	✓	X
 FS 953		4	20 A	T0-4-8294/IVS	043594	1	✓	X
 FS 4011		1	20 A	T0-1-8214/IVS	045967	1	✓	X
		2	20 A	T0-2-8215/IVS	048340	1	✓	X
		3	20 A	T0-3-8216/IVS	050713	1	✓	X



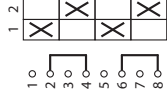
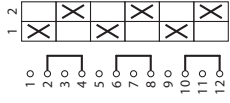
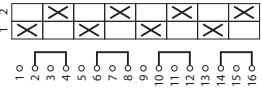
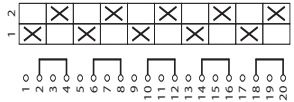
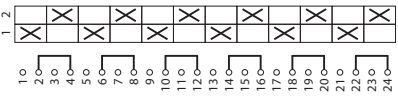
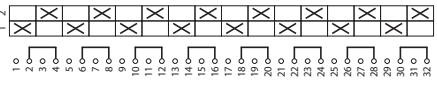


079186

Photo is representative

Service distribution board mounting - Changeover switch-disconnectors

Without emergency switch off/emergency stop function

Front plate	Contact sequence	Number of poles N/O	Rated current	Part number	Article number	Pack qty	Suitable for export to North America (US and Canada)	Padlockable handle
Two way switch-disconnector without the O (OFF) position								
 FS 943		1	20 A	T0-1-8220/IVS	055459	1	✓	X
		2	20 A	T0-2-8221/IVS	057832	1	✓	X
		3	20 A	T0-3-8222/IVS	060205	1	✓	X
		4	20 A	T0-4-8223/IVS	062578	1	✓	X
		5	20 A	T0-5-8369/IVS	064951	1	✓	X
		6	20 A	T0-6-8370/IVS	067324	1	✓	X
		8	20 A	T0-8-8372/IVS	069697	1	✓	X


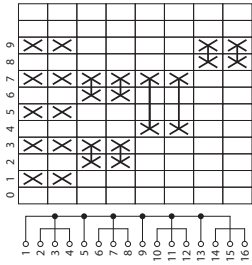


064951

Photo is representative

Service distribution board mounting - Coding switch-disconnectors

Without emergency switch off/emergency stop function

Front plate	Contact sequence	Rated current	Part number	Article number	Pack qty	Suitable for export to North America (US and Canada)	Padlockable handle
With complete rotation in both directions - Binary BCD Code							
 FS 312		20 A	T0-4-15602/IVS	036487	1	✓	X


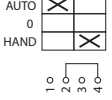


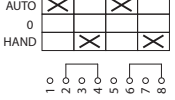


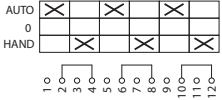


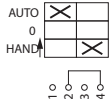


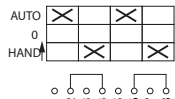


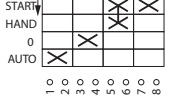


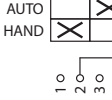


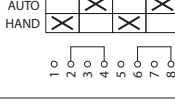
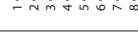

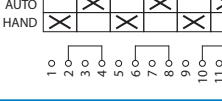


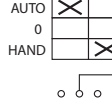



036487

Photo is representative

Service distribution board mounting - Manual/auto switch-disconnectors

Without emergency switch off/emergency stop function

Front plate	Contact sequence	Number of poles N/O	Rated current	Part number	Article number	Pack qty	Suitable for export to North America (US and Canada)	Padlockable handle
With 0 (Off) position								
		1	20 A	T0-1-15431/IVS	026991	1	✓	X
FS 1401								
		2	20 A	T0-2-15432/IVS	041229	1	✓	X
								
		3	20 A	T0-3-15433/IVS	055467	1	✓	X
								
With Automatic (spring) return from HAND								
		1	20 A	T0-1-15434/IVS	069705	1	✓	X
FS 1414000								
		2	20 A	T0-2-15435/IVS	003195	1	✓	X
								
With Automatic (spring) return from START								
		2	20 A	T0-2-15907/IVS	076423	1	✓	X
FS 1413890								
Without 0 (Off) position								
		1	20 A	T0-1-15451/IVS	083943	1	✓	X
FS 19334								
		2	20 A	T0-2-15452/IVS	098181	1	✓	X
								
		3	20 A	T0-3-15453/IVS	022246	1	✓	X
								
60° with a white thumb grip and front plate								
		1	10 A	TM-1-15431/IVS	225342	1	✓	X
F 085								



022246




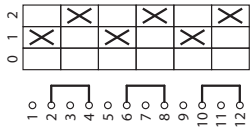

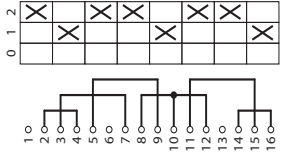

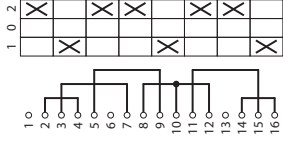
225342



Photos are representative

Service distribution board mounting - Multi speed switch-disconnectors

Without emergency switch off/emergency stop function

Front plate	Contact sequence	Number of poles N/O	Rated current	Part number	Article number	Pack qty	Suitable for export to North America (US and Canada)	Padlockable handle
2 speed, non reversing, for 2 separate windings								
		6	20 A	T0-3-8451/IVS	026985	1	✓	X
FS 644								
2 speed, 2 directions, for one tapped winding								
		3	20 A	T0-4-8440/IVS	029358	1	✓	X
FS 644								
		3	20 A	T0-4-8441/IVS	031731	1	✓	X
FS 684								




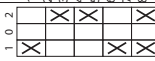
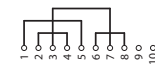




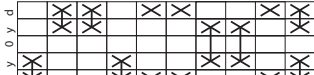
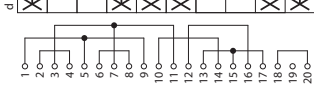


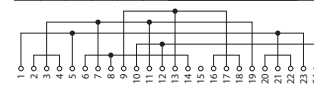


031731

Photo is representative

Service distribution board mounting - Reversing switch-disconnectors

Without emergency switch off/emergency stop function

Front plate	Contact sequence	Number of poles N/O	Rated current	Part number	Article number	Pack qty	Suitable for export to North America (US and Canada)	Padlockable handle
Reversing switch-disconnectors - Without Automatic (spring) return to 0 (Off) position								
 FS 684	 	2	20 A	T0-2-8400/IVS	060198	1	✓	X
	 	3	20 A	T0-3-8401/IVS	098166	1	✓	X
Reversing switch-disconnectors - With Automatic (spring) return from both directions to 0 (Off) position								
 FS 4011	 	3	20 A	T0-3-8228/IVS	062572	1	✓	X
Reversing star delta - Two-way operating direction								
 FS 638	 	3	20 A	T0-5-15876/IVS	000902	1	✓	X
Reversing switch-disconnectors - 2 speed, 2 directions, for one tapped winding								
 FS 629	 	3	20 A	T0-6-15866/IVS	036477	1	✓	X



036477


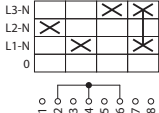
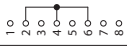

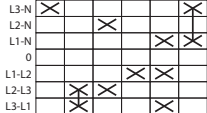
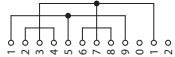

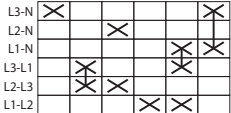
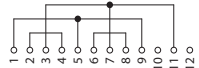

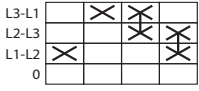



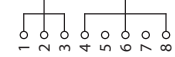


000902

Photos are representative

Service distribution board mounting - Selector switch-disconnectors

Without emergency switch off/emergency stop function

Front plate	Contact sequence	Number of poles	N/O	Rated current	Part number	Article number	Pack qty	Suitable for export to North America (US and Canada)	Padlockable handle
Voltmeter									
		3 x phase-N with 0 position	3+N	20 A	T0-2-15921/IVS	074456	1	✓	X
FS 1410757									
		3 x phase-phase 3 x phase-N with 0 position	3+N	20 A	T0-3-8007/IVS	012759	1	✓	X
FS 1410759									
		3 x phase-phase 3 x phase-N without 0 position with complete rotation in both directions	3+N	20 A	T0-3-15924/IVS	026997	1	✓	X
FS 164721									
		3 x phase-phase with 0 position	3+N	20 A	T0-2-15920/IVS	029452	1	✓	X
FS 1410755									
		3 x phase-phase without 0 position	3+N	20 A	T0-2-15922/IVS	060218	1	✓	X
FS 164854									


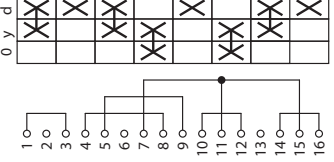


029452

Photo is representative

Service distribution board mounting - Star delta switch-disconnectors

Without emergency switch off/emergency stop function

Front plate	Contact sequence	Number of poles N/O	Rated current	Part number	Article number	Pack qty	Suitable for export to North America (US and Canada)	Padlockable handle
 FS 635		3	20 A	T0-4-8410/IVS	064945	1	✓	X


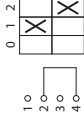

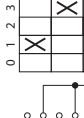

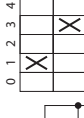

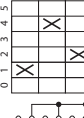

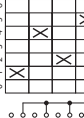

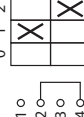

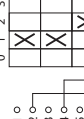

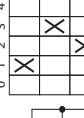


064945

Photo is representative

Service distribution board mounting - Step switch-disconnectors

Without emergency switch off/emergency stop function

Front plate	Contact sequence	Number of poles N/O	Rated current	Part number	Article number	Pack qty	Suitable for export to North America (US and Canada)	Padlockable handle
With O (Off) position								
 FS 418		1	20 A	T0-1-8240/IVS	027076	1	✓	X
 FS 420		1	20 A	T0-2-8241/IVS	057835	1	✓	X
 FS 422		1	20 A	T0-2-8242/IVS	074446	1	✓	X
 FS 424		1	20 A	T0-3-8243/IVS	088684	1	✓	X
 FS 426		1	20 A	T0-3-8244/IVS	012749	1	✓	X
 FS 418		3	20 A	T0-3-8280/IVS	041225	1	✓	X
 FS 420		3	20 A	T0-5-8281/IVS	055463	1	✓	X
 FS 422		3	20 A	T0-6-8282/IVS	069701	1	✓	X


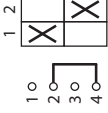

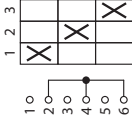

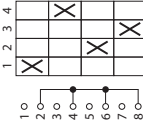

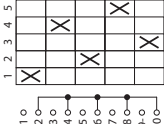

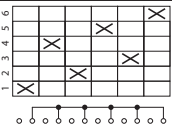

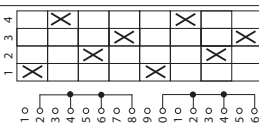

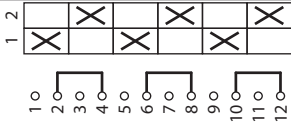

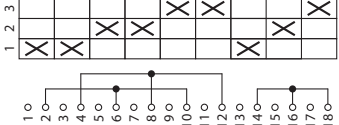

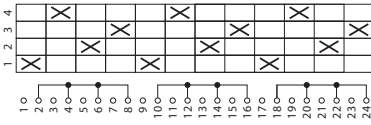


041225

Photo is representative

Service distribution board mounting - Step switch-disconnectors

Without emergency switch off/emergency stop function

Front plate	Contact sequence	Number of poles N/O	Rated current	Part number	Article number	Pack qty	Suitable for export to North America (US and Canada)	Padlockable handle
Without O (Off) position								
 FS 943		1	20 A	T0-1-8220/IVS	055459	1	✓	X
 FS 404		1	20 A	T0-2-8230/IVS	095804	1	✓	X
 FS 606		1	20 A	T0-2-8231/IVS	019869	1	✓	X
 FS 408		1	20 A	T0-3-8232/IVS	034107	1	✓	X
 FS 410		1	20 A	T0-3-8233/IVS	048345	1	✓	X
 FS 406		2	20 A	T0-3-8251/IVS	013974	1	✓	X
 FS 943		3	20 A	T0-3-8222/IVS	060205	1	✓	X
 FS 404		3	20 A	T0-5-8270/IVS	098178	1	✓	X
 FS 406		3	20 A	T0-6-8271/IVS	022243	1	✓	X


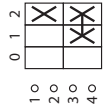


022243

Photo is representative

Service distribution board mounting - Step switch-disconnectors for heating

Without emergency switch off/emergency stop function

Front plate	Contact sequence	Rated current	Number of poles N/O	Part number	Article number	Pack qty	Suitable for export to North America (US and Canada)	Padlockable handle
With 0 (OFF) position								
 FS 614		20 A	1	T0-1-91/IVS	079201	1	✓	X


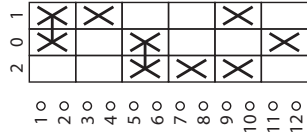

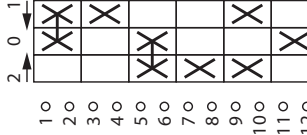


079201

Photo is representative

Service distribution board mounting - Universal control switch-disconnectors

Without emergency switch off/emergency stop function

Front plate	Contact sequence	Rated current	Part number	Article number	Pack qty	Suitable for export to North America (US and Canada)	Padlockable handle
Maintained switches with 3 positions 1 Contact closed in each position - Additionally 1 contact closed in position 0 and 1 - Additionally 1 contact closed in position 0 and 2 - Additionally 1 contact closed in position 0 and 3							
	 <p>1 0 1 2 0 1</p> <p>1 0 2 0 3 0 4 0 5 0 6 0 7 0 8 0 9 0 10 0 11 0 12 0</p>	20 A	T0-3-15391/IVS	036484	1	✓	X
FS 429							
Automatic (spring) return from positions 1 and 2							
	 <p>1 0 1 2 0 1</p> <p>1 0 2 0 3 0 4 0 5 0 6 0 7 0 8 0 9 0 10 0 11 0 12 0</p>	20 A	T0-3-15394/IVS	079198	1	✓	X
FS 458							



079198

Photo is representative

Service distribution board mounting dedicated accessories

Retrofitting front plate

- For retrofitting Service distribution board mounting T0../IVS design. Use the basic switch's front plate
- Including push-in shaft

Description	Part number	Article number	Std. pack	Suitable for export to North America (US and Canada)*	Suitable for	Mounting
Service distribution board mounting accessory	IVS-T0	091114	1	✓	T0	Service distribution board /IVS



Neutral terminal

- Early-make on switching, late-break off switching
- The N contact always behaves as an early-make contact when switching on and as a late-break contact when switching off.
- N-P1(P3)... switching capacity same as for contacts P1(P3)

Description	Part number	Article number	Std. pack	Suitable for export to North America (US and Canada)*	Suitable for	Mounting
Switched neutral	N-P1Z	000652	5	✓	P1	Service distribution board /IVS
	N-P3Z	064805	5	✓	P3	Service distribution board /IVS



000652

Auxiliary contacts

- 1 normally open (N/O), 1 normally close contact (N/C)
- Late-break contact on switching, early-make off switching. The N/O is always connected as a load-shedding contact

Description	Part number	Article number	Std. pack	Suitable for export to North America (US and Canada)*	Suitable for	Mounting
Auxiliary contacts	H111-P1/P3Z	062031	5	✓	P1	Service distribution board /IVS
					P3-63 and P3-100	Service distribution board /IVS



062031

Key operated lock mechanism

For ordering with base switch unit	+IVS/S-R	232042	270° + 0° + 90°
------------------------------------	----------	--------	-----------------

Part number	Article number	Key withdrawable in position
Micromec lock 90° switch angle		
+IVS/S-A	232034	0°
+IVS/S-B	232036	270°
+IVS/S-E	232040	0° + 90°
+IVS/S-F	232038	270° & 0°
+IVS/S-G	232043	270° + 0° + 90° + 180°

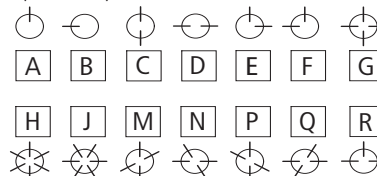


Key operation lock mechanism, including 2 keys.

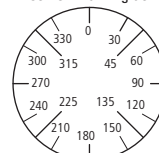
The key can only be removed in certain positions; see diagram. The MICROMECC lock for 90° can be used for other switching angles as well if the key withdrawability characteristics match the type of switch.

Example: +IVS/S-B can be used with a step switch with a switching angle of 30° if the key is only to be withdrawable in the 0 position at 270°.

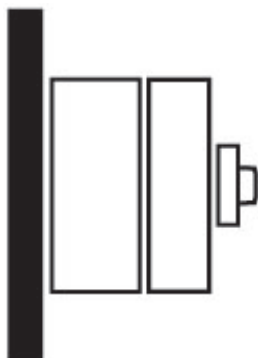
Options for key withdrawal



Position marking as in example



Photos are representative



P1 Switch-disconnector
fitted in a Ci-K
Polycarbonate enclosure



T3 Switch-disconnector
fitted in a steel
enclosure

Description

Enclosed switch-disconnectors can be installed alongside traditional panels and assemblies, or as a standalone unit for external applications (such as HVAC systems) with robust ingress protection.

Standards/Approvals

See details page 178

Technical data

- Voltage: 690 V a.c.
- Current: 20 A to 275 A

Features

- Available with or without emergency switching off/emergency stop function
- Available with and without auxiliary contacts
- Available with red rotary handle and yellow locking collar and black rotary handle and locking collar
- 1-pole to 8-pole options
- Ci-K enclosed units can be optionally ordered with a North American style variant, see details page 152

Soft and hard knockouts

Standard Ci-K enclosure have “soft knockouts” which utilises a soft puncturable cable membrane for connection of supply and load lines while maintaining ingress protection.

Hard knockouts are also referred to as metric knockouts, and are made of a solid plastic where the central retainer is “knocked out” from the enclosure, and a metric cable gland is used to secure the ingress of supply and load lines

An option of “hard knockouts” are available for some products as a standard selection, these can be identified within the part number by the inclusion of the letter ‘H’ after the enclosure size, e.g. I1H or I2H. They can be requested, if the option is not stated in the catalogue, for enclosure sizes I1 and I2




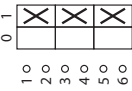
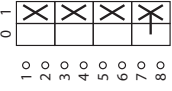
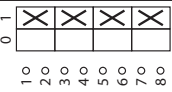
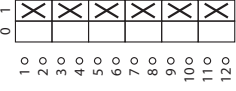
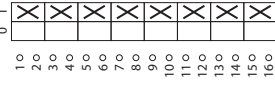
Parts numbers for ordering the optional hard knockouts and associated cable glands can be found on page 151.

Enclosed switch-disconnectors - Range overview

Rated current	20 A	25 A	32 A	40 A	63 A	95 A	100 A	160 A	275 A
On-Off switch-disconnectors	T0	P1	P1 T3	P1	P3 T5B		P3 T5		
Without auxiliary contacts	✓	✓	✓	✓	✓	✓	✓	✓	
With auxiliary contacts	✓	✓	✓	✓		✓		✓	
Main switch-disconnectors	T0	P1	P1 T3	P1	P3 T5B	T5	P3 T5	T6	T8
Without auxiliary contacts	✓	✓	✓	✓	✓	✓	✓		
With auxiliary contacts	✓	✓	✓	✓	✓	✓	✓	✓	✓
Changeover switch-disconnectors	T0		T3		T5B		T5		
Without auxiliary contacts	✓		✓		✓		✓		
Coding switch-disconnectors	T0								
Without auxiliary contacts	✓								
Heater switch-disconnectors	T0								
Without auxiliary contacts	✓								
Manual/auto switch-disconnectors	T0								
Without auxiliary contacts	✓								
Multi speed switch-disconnectors	T0		T3		T5B				
Without auxiliary contacts	✓		✓		✓				
Reversing switch-disconnectors	T0		T3		T5B				
Without auxiliary contacts	✓		✓		✓				
Safety switch-disconnectors		P1	P1	P1	P3 T5B		P3 T5		
With auxiliary contacts		✓	✓	✓	✓		✓	✓	
Selector switch-disconnectors	T0								
Without auxiliary contacts	✓								
Star delta switch-disconnectors	T0		T3		T5B				
Without auxiliary contacts	✓		✓		✓				
Step switch-disconnectors	T0								
Without auxiliary contacts	✓								
Universal switch-disconnectors	T0								
Without auxiliary contacts	✓								

Enclosed - On-Off switch-disconnectors without auxiliary contacts

Switch-disconnector fitted in Ci-K Polycarbonate enclosure, without emergency switch off/emergency stop function

Front plate	Contact sequence	Number of poles N/O	Rated current	Part number	Article number	Pack qty	Suitable for export to North America (US and Canada)	Padlockable handle
 FS 908		1	20 A	T0-1-8200/I1	207074	1	X	X
			32 A	T3-1-8200/I2	207167	1	✓	X
		2	20 A	T0-1-102/I1	207061	1	X	X
			32 A	T3-1-102/I2	207165	1	✓	X
			63 A	T5B-1-102/I4	207215	1	✓	X
		3	20 A	T0-2-1/I1	207081	1	X	X
			20 A	T0-2-15403/I1	207088	1	X	X
			25 A	P1-25/I2	207299	1	✓	X
			25 A	P1-25/I2H	226898	1	X	X
			32 A	P1-32/I2	207320	1	✓	X
			32 A	P1-32/I2H	227866	1	X	X
			40 A	P1-40/I2	199906	1	X	X
			40 A	P1-40/I2H	199915	1	X	X
			63 A	P3-63/I4	207356	1	✓	X
			80 A	P3-80/I5	EP-400979	1	✓	X
	3 + N	20 A	T0-2-8900/I1	207109	1	X	X	
		25 A	P1-25/I2/N	207303	1	✓	X	
		25 A	P1-25/I2H/N	226901	1	X	X	
		32 A	P1-32/I2/N	207324	1	✓	X	
		32 A	P1-32/I2H/N	227869	1	X	X	
		40 A	P1-40/N	199908	1	X	X	
		40 A	P1-40/I2H/N	199921	1	X	X	
		63 A	P3-63/I4/N	207360	1	✓	X	
		80 A	P3-80/I5/N	EP-400981	1	✓	X	
		100 A	P3-100/I5/N	207385	1	✓	X	
	4	20 A	T0-2-1540-11	207089	1	X	X	
	6	20 A	T0-3-8342/I1	207131	1	X	X	
		32 A	T3-3-8342/I2	207187	1	✓	X	
		63 A	T5B-3-8342/I4	207226	1	✓	X	
	8	20 A	T0-4-8344/I1	207139	1	X	X	
		32 A	T3-4-8344/I2	207194	1	✓	X	
		63 A	T5B-3-8344/I4	207233	1	✓	X	



226898

Photo is representative

Enclosed - On-Off switch-disconnectors without auxiliary contacts

Switch-disconnector fitted in steel enclosure, without emergency switch off/emergency stop function

Front plate	Contact sequence	Number of poles N/O	Rated current	Steel enclosures specifications		Part number	Article number	Pack qty	Padlockable handle
				Size	Handle colour				
 FS 908		1	20 A	SE1	Black	T0-1-8200/SE1	197383	1	X
		2	20 A	SE1	Black	T0-1-102/SE1	197379	1	X
		20 A	SE1	Black	T0-2-1/SE1	197376	1	X	
		25 A	SE1	Black	P1-25/SE1	197344	1	X	
		32 A	SE1	Black	P1-32/SE1	197352	1	X	
		40 A	SE1	Black	P1-40/SE1	199944	1	X	
		63 A	SE3	Black	P3-63/SE3	197360	1	X	
		80 A	SE3	Black	P3-80/SE3	EP-400955	1	X	
		20 A	SE1	Black	T0-2-8900/SE1	197420	1	X	
		3 + N	25 A	SE1	Black	P1-25/SE1/N	197345	1	X
32 A			SE1	Black	P1-32/SE1/N	197353	1	X	
40 A			SE1	Black	P1-40/SE1/N	199945	1	X	
	63 A	SE3	Black	P3-63/SE3/N	197361	1	X		
	80 A	SE3	Black	P3-80/SE3/N	EP-400956	1	X		
	100 A	SE3	Black	P3-100/SE3/N	197369	1	X		
	20 A	SE1	Black	T0-3-8342/SE1	197408	1	X		
	32 A	SE2	Black	T3-3-8342/SE1	197456	1	X		
	20 A	SE2	Black	T0-4-8344/SE2	197411	1	X		
	8	32 A	SE2	Black	T3-4-8344/SE2	197459	1	X	


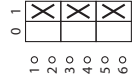

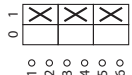

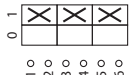


197379

Photo is representative

Enclosed - On-Off switch-disconnectors without auxiliary contacts

Switch-disconnector fitted in Ci-K Polycarbonate enclosure, without emergency switch off/emergency stop function

Front plate	Contact sequence	Pole N/O	Rated current	Part number	Article number	Pack qty	Suitable for export to North America (US and Canada)	Padlockable handle
Key operation lock mechanism ST-0 Key can only be withdrawn in position 0 (Pos A)								
		2	20 A	T0-1-102/I1/S	207063	1	✓	X
FS 908								
With SVA Padlocking feature and two keys If the key is withdrawn in position 1 the switch can be switched off but not on again without the key Key can only be withdrawn in position 0 (Pos A)								
		3	20 A	T0-2-1/I1/SVA(A)	207083	1	X	✓
FS 908		3	25 A	P1-25/I2/SVA(A)	207304	1	X	✓
		3	32 A	P1-32/I2/SVA(A)	207325	1	X	✓
	Panic switch-disconnectors fitted with a SVA Cylinder lock Supplied with two keys If the key is withdrawn in position 1 the switch can be switched off but not on again without the key							
		3	20 A	T0-2-1/I1/SVA(S)	207084	1	X	✓
FS 908		3	25 A	P1-25/I2/SVA(S)	207305	1	X	✓
		3	32 A	P1-32/I2/SVA(S)	207326	1	X	✓



207063



207304


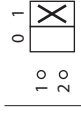
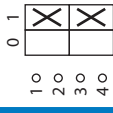


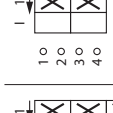
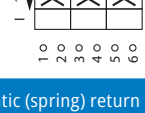

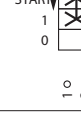
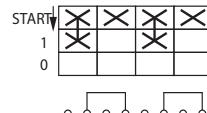
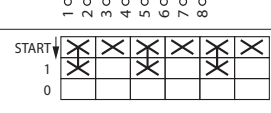

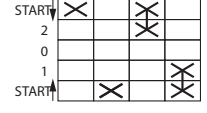


207326

Photos are representative

Enclosed - On-Off switch-disconnectors without auxiliary contacts

Switch-disconnector fitted in Ci-K Polycarbonate enclosure, without emergency switch off/emergency stop function

Front plate	Contact sequence	Number of poles N/O	Rated current	Part number	Article number	Pack qty	Suitable for export to North America (US and Canada)	Padlockable handle
 FS 415		1	20 A	T0-1-15401/I1	207067	1	X	X
		2	20 A	T0-1-15402/I1	207068	1	X	X
With Automatic (spring) return from position 1								
 FS 4721		1	20 A	T0-1-15321/I1	207064	1	✓	X
		2	20 A	T0-1-15322/I1	207065	1	✓	X
		3	20 A	T0-2-15323/I1	207087	1	✓	X
With Automatic (spring) return in START position								
 FS 147767		1	20 A	T0-1-15511/I1	207073	1	✓	X
		2	20 A	T0-2-15512/I1	207093	1	✓	X
		3	20 A	T0-3-15513/I1	207117	1	✓	X
 FS 140660		2	20 A	T0-2-8177/I1	207101	1	✓	X



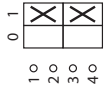
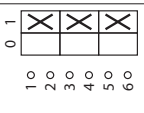
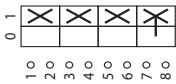


207087


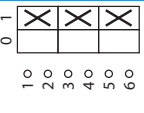
Photo is representative

Enclosed - On-Off switch-disconnectors without auxiliary contacts


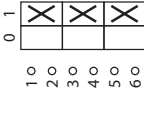
Switch-disconnector fitted in Ci-K Polycarbonate enclosure, with emergency switch off/emergency stop function

Front plate	Contact sequence	Number of poles N/O	Rated current	Part number	Article number	Pack qty	Suitable for export to North America (US and Canada)	Padlockable handle
 FS 908		1	20 A	T0-1-8200/I1-RT	207075	1	✓	X
		2	20 A	T0-1-102/I1-RT	207062	1	X	X
			32 A	T3-1-102/I2-RT	207166	1	✓	X
		3	20 A	T0-2-1/I1-RT	207082	1	X	X
			25 A	P1-25/I2-RT	207300	1	✓	X
			32 A	P1-32/I2-RT	207321	1	✓	X
			40 A	P1-40/I2-RT	199930	1	X	X
			63 A	P3-63/I4-RT	207357	1	✓	X
			80 A	P3-80/I5-RT	EP-400991	1	✓	X
		3-N	20 A	T0-2-8900/I1-RT	207110	1	✓	X

Panic switch-disconnector fitted with SVC Padlocking feature Supplied with two keys*

 FS 908 GE		3	20 A	T0-2-1/I1/SVC(S)-RT	207086	1	X	✓
			25 A	P1-25/I2/SVC(S)-RT	207307	1	X	✓
			32 A	P1-32/I2/SVC(S)-RT	207328	1	X	✓

Panic switch-disconnector fitted with a SVA Cylinder lock Supplied with two keys

 FS 908 GE		3	20 A	T0-2-1/I1/SVA(S)-RT	207085	1	X	✓
			25 A	P1-25/I2/SVA(S)-RT	207306	1	X	✓


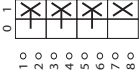
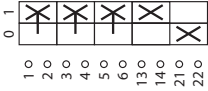
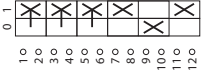
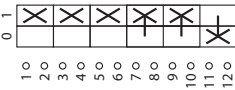
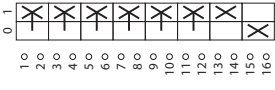
*Note: If the locking device is padlocked in position 1 the switch can be switched off but not on again without removing the padlock.
Lockable with max 3 padlocks



Photos are representative

Enclosed - On-Off switch-disconnectors with auxiliary contacts

Switch-disconnector fitted in Ci-K Polycarbonate enclosure, without emergency switch off/emergency stop function

Front plate	Contact sequence	Number of poles			Rated current	Part number	Article number	Pack qty	Suitable for export to North America (US and Canada)	Padlockable handle
		N/O	N/O	N/C						
 FS 908		3	1	0	20 A	T0-2-15679/I1	207094	1	X	X
		3	1	1	25 A	P1-25-I2H/HI11	226899	1	X	X
		32 A	P1-32-I2H/HI11	227867	1	X	X			
		40 A	P1-40-I2H/HI11	199916	1	X	X			
		3	2	1	20 A	T0-3-15683/I1	207118	1	X	X
		32 A	T3-3-15683/I2	207182	1	✓	X			
		3-N	1	1	20 A	T0-3-8901/I1	231941	1	X	X
		32 A	T3-3-8901/I2	231951	1	✓	X			
		6	1	1	20 A	T0-4-15682/I1	207135	1	X	X
		32 A	T3-4-15682/I2	207190	1	✓	X			
		63 A	T5B-4-15682/I4	207229	1	✓	X			
		100 A	T5-4-15682/I5	207269	1	X	X			


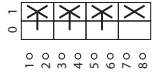
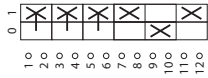
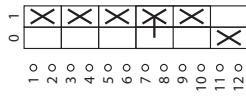
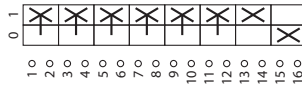


207190

Photo is representative

Enclosed - On-Off switch-disconnectors with auxiliary contacts

Switch-disconnector fitted in steel enclosure, without emergency switch off/emergency stop function

Front plate	Contact sequence	Number of poles N/O	Auxiliary contacts		Rated current	Steel enclosures specifications			Part number	Article number	Pack qty	Padlockable handle
			N/O	N/C		Size	Handle colour					
 FS 908		3	1	0	20 A	SE1	Black	T0-2-15679/SE1	197440	1	X	
		3	2	1	20 A	SE1	Black	T0-3-15683/SE1	197449	1	X	
					32 A	SE2	Black	T3-3-15683/SE2	197475	1	X	
		4	1	1	20 A	SE1	Black	T0-3-15680/SE1	197443	1	X	
		6	1	1	20 A	SE2	Black	T0-4-15682/SE2	197446	1	X	
					32 A	SE2	Black	T3-4-15682/SE2	197472	1	X	



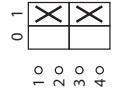
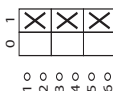
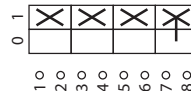
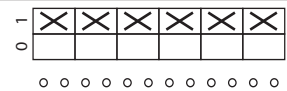
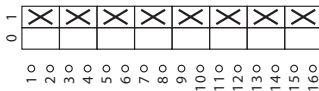


197446

Photo is representative

Enclosed - Main switch-disconnectors without auxiliary contacts

Switch-disconnector fitted in Ci-K Polycarbonate enclosure, without emergency switch off/emergency stop function

Front plate	Contact sequence	Number of poles N/O	Rated current	Part number	Article number	Pack qty	Suitable for export to North America (US) and Canada	Padlockable handle		
 FS 908	 1 0 2 0	1	20 A	T0-1-8200/I1/SVB-SW	207146	1	X	✓		
			32 A	T3-1-8200/I2/SVB-SW	207201	1	✓	✓		
			63 A	T5B-1-8200/I4/SVB-SW	207241	1	✓	✓		
	 1 0 1 2 0 2 3 0 3 4 0 4	2	20 A	T0-1-102/I1/SVB-SW	207144	1	X	✓		
			32 A	T3-1-102/I2/SVB-SW	207199	1	✓	✓		
			63 A	T5B-1-102/I4/SVB-SW	207239	1	✓	✓		
			 1 0 1 2 0 2 3 0 3 4 0 4 5 0 5 6 0 6	3	20 A	T0-2-1/I1/SVB-SW	207148	1	X	✓
					25 A	P1-25/I2/SVB-SW	207294	1	✓	✓
					25 A	P1-25/I2H/SVB-SW	227861	1	X	✓
32 A	P1-32/I2/SVB-SW	207315			1	✓	✓			
 1 0 1 2 0 2 3 0 3 4 0 4 5 0 5 6 0 6 7 0 7 8 0 8	3 + N	32 A	P1-32/I2H/SVB-SW	227872	1	X	✓			
		40 A	P1-40/I2/SVB-SW	199912	1	X	✓			
		40 A	P1-40/I2H/SVB-SW	199925	1	X	✓			
		63 A	P3-63/I4/SVB-SW	207344	1	✓	✓			
		80 A	P3-80/I5/SVB-SW	EP-400987	1	✓	✓			
		100 A	P3-100/I5/SVB-SW	207374	1	✓	✓			
		20 A	T0-2-8900/I1/SVB-SW	207152		X	✓			
		25 A	P1-25/I2/SVB-SW/N	207296	1	✓	✓			
		25 A	P1-25/I2H/SVB-SW/N	227863	1	X	✓			
		32 A	P1-32/I2/SVB-SW/N	207317	1	✓	✓			
 1 0 1 2 0 2 3 0 3 4 0 4 5 0 5 6 0 6 7 0 7 8 0 8 9 0 9 10 0 10 11 0 11 12 0 12	6	32 A	P1-32/I2H/SVB-SW/N	227874	1	X	✓			
		32 A	P1-32/I2H/N	227869	1	X	✓			
		40 A	P1-40/I2/SVB-SW/N	199914	1	X	✓			
		40 A	P1-40/I2H/SVB-SW/N	199927	1	X	✓			
		63 A	P3-63/I4/SVB-SW/N	207346	1	✓	✓			
		80 A	P3-80/I5/SVB-SW/N	EP-400989	1	✓	✓			
		100 A	P3-100/I5/SVB-SW/N	207376	1	✓	✓			
		20 A	T0-3-8342/I1/SVB-SW	207160	1	X	✓			
 1 0 1 2 0 2 3 0 3 4 0 4 5 0 5 6 0 6 7 0 7 8 0 8 9 0 9 10 0 10 11 0 11 12 0 12 13 0 13 14 0 14 15 0 15 16 0 16	8	32 A	T3-3-8342/I2/SVB-SW	207209	1	✓	✓			
		63 A	T5B-3-8342/I4/SVB-SW	207243	1	✓	✓			
		100 A	T5-3-8342/I5/SVB-SW	207280	1	X	✓			
		20 A	T0-4-8344/I1/SVB-SW	207164	1	X	✓			
		32 A	T3-4-8344/I2/SVB-SW	207213	1	✓	✓			
63 A	T5B-4-8344/I4/SVB-SW	207249	1	✓	✓					
95 A	T5-4-8344/I5/SVB-SW	207284	1	X	✓					


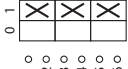

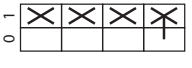
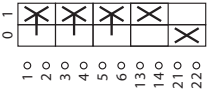


207239

Photo is representative

Enclosed - Main switch-disconnectors without auxiliary contacts

Switch-disconnectors fitted in polycarbonate Ci-K Enclosures with pre-assembled EMC screen, Without emergency switch off/emergency stop function

Front plate	Contact sequence	Number of poles N/0	Rated current	Part number	Article number	Padlockable handle
 FS 908		3	20 A	T0-2-1/12H/MBS/SVB-SW	182426	✓
			63 A	P3-63/14/MBS/SVB-SW	182422	✓
		3 + N	20 A	T0-2-8900/12H/MBS/SVB-SW	182428	✓
		3	25 A	P1-25/12H/MBS/SVB-SW	182414	✓
			32 A	P1-32/12H/MBS/SVB-SW	182418	✓
			40 A	P1-40/12H/MBS/SVB-SW	199919	✓



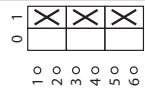
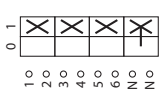

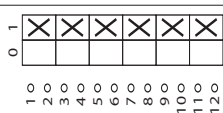
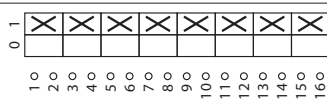
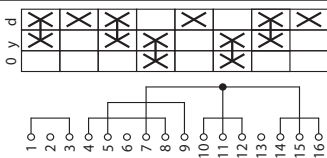


182428

Photo is representative

Enclosed - Main switch-disconnectors without auxiliary contacts

Switch-disconnector fitted in steel enclosure, without emergency switch off/emergency stop function

Front plate	Contact sequence	Number of poles N/O	Rated current	Steel enclosures specifications		Part number	Article number	Pack qty	Suitable for export to North America and Canada
				Size	Handle colour				
 FS 908		1	20 A	SE1	Black	T0-1-8200/SE1/SVB-SW	197385	1	X
		2	20 A	SE1	Black	T0-1-102/SE1/SVB-SW	197381	1	X
		3	20 A	SE1	Black	T0-2-1/SE1/SVB-SW	197378	1	X
		25 A	SE1	Black	P1-25/SE1/SVB-SW	197349	1	X	
		32 A	SE1	Black	P1-32/SE1/SVB-SW	197357	1	X	
		40 A	SE1	Black	P1-40/SE1/SVB-SW	199949	1	X	
		63 A	SE3	Black	P3-63/SE3/SVB-SW	197365	1	X	
		80 A	SE3	Black	P3-80/SE3/SVB-SW	EP-400960	1	X	
		4	20 A	SE1	Black	T0-2-8900/SE1/SVB-SW	197422	1	X
			3 + N	25 A	SE1	Black	P1-25/SE1/SVB-SW/N	197351	1
32 A			SE1	Black	P1-32/SE1/SVB-SW/N	197359	1	X	
40 A			SE1	Black	P1-40/SE1/SVB-SW/N	199951	1	X	
		4	63 A	SE3	Black	P3-63/SE3/SVB-SW/N	197367	1	X
		80 A	SE3	Black	P3-80/SE3/SVB-SW/N	EP-400962	1	X	
		100 A	SE3	Black	P3-100/SE3/SVB-SW/N	197375	1	X	
		6	20 A	SE1	Black	T0-3-8342/SE1/SVB-SW	197410	1	X
		32 A	SE2	Black	T3-3-8342/SE1/SVB-SW	197458	1	X	
		8	20 A	SE2	Black	T0-4-8344/SE2/SVB-SW	197413	1	X
		8	32 A	SE2	Black	T3-4-8344/SE2/SVB-SW	197461	1	X

Note: All the SVB-SW handles are padlockable




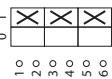
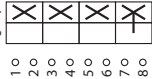
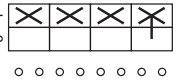
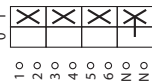
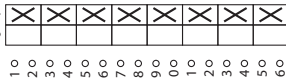


197422

Photo is representative

Enclosed - Main switch-disconnectors without auxiliary contacts

Switch-disconnectors fitted in polycarbonate Ci-K Enclosures With emergency switch off/emergency stop function

Front plate	Contact sequence	Number of poles N/O	Rated current	Part number	Article number	Pack qty	Suitable for export to North America (US) and Canada	Padlockable handle
 FS 908		1	20 A	T0-1-8200/I1/SVB	207145	1	X	✓
			32 A	T3-1-8200/I2/SVB	207200	1	✓	✓
			63 A	T5B-1-8200/I4/SVB	207240	1	✓	✓
		2	20 A	T0-1-102/I1/SVB	207143	1	X	✓
			32 A	T3-1-102/I2/SVB	207198	1	X	✓
			63 A	T5B-1-102/I4/SVB	207238	1	✓	✓
			100 A	T5-1-102/I5/SVB	207273	1	X	✓
			20 A	T0-2-1/I1/SVB	207147	1	X	✓
		3	25 A	P1-25/I2/SVB	207293	1	✓	✓
			25 A	P1-25/I2H/SVB	226900	1	X	✓
			32 A	P1-32/I2/SVB	207314	1	✓	✓
			32 A	P1-32/I2H/SVB	227868	1	✓	✓
40 A			P1-40/I2/SVB	199909	1	X	✓	
40 A			P1-40/I2H/SVB	199922	1	X	✓	
63 A			P3-63/I4/SVB	207343	1	✓	✓	
80 A			P3-80/I5/SVB	EP-400982	1	✓	✓	
100 A			P3-100/I5/SVB	207373	1	✓	✓	
			3 + N	20 A	T0-2-8900/I1/SVB	207151	1	X
	25 A	P1-25/I2/SVB/N		207298	1	✓	✓	
	3 + N	25 A	P1-25/I2H/SVB/N	227860	1	X	✓	
		32 A	P1-32/I2/SVB/N	207319	1	✓	✓	
		32 A	P1-32/I2H/SVB/N	227871	1	X	✓	
		40 A	P1-40/I2/SVB/N	199911	1	X	✓	
		40 A	P1-40/I2H/SVB/N	199924	1	X	✓	
		63 A	P3-63/I4/SVB/N	207349	1	✓	✓	
		80 A	P3-80/I5/SVB/N	EP-400985	1	✓	✓	
		100 A	P3-100/I5/SVB/N	207379	1	✓	✓	
	6	20 A	T0-3-8342/I1/SVB	207159	1	X	✓	
		32 A	T3-3-8342/I2/SVB	207208	1	✓	✓	
		63 A	T5B-3-8342/I4/SVB	207242	1	✓	✓	
		100 A	T5-3-8342/I5/SVB	207279	1	X	✓	
	8	20 A	T0-4-8344/I1/SVB	207163	1	X	✓	
		32 A	T3-4-8344/I2/SVB	207212	1	✓	✓	
		63 A	T5B-4-8344/I4/SVB	207248	1	✓	✓	
		95 A	T5-4-8344/I5/SVB	207283	1	X	✓	


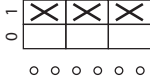
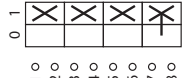
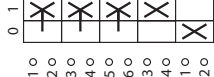
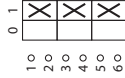


207283

Photo is representative

Enclosed - Main switch-disconnectors without auxiliary contacts

Switch-disconnectors fitted in polycarbonate Ci-K Enclosures with pre-assembled EMC screen, With emergency switch off/ emergency stop function

Front plate	Contact sequence	Number of poles N/O	Rated current	Part number	Article number	Pack quantity	Suitable for export to North America (US) and Canada	Padlockable handle
 FS 908	 1 2 3 4 5 6 0	3	20 A	T0-2-1/I2H/MBS/SVB	182425	1	X	✓
	 1 2 3 4 5 6 7 8 0	3 + N	20 A	T0-2-8900/I2H/MBS/SVB	182427	1	X	✓
	 1 2 3 4 5 6 13 14 21 22 0	3	25 A	P1-25/I2H/MBS/SVB	182413	1	X	✓
			32 A	P1-32/I2H/MBS/SVB	182417	1	X	✓
			40 A	P1-40/I2H/MBS/SVB	199917	1	X	✓
	 1 2 3 4 5 6 0	3	63 A	P3-63/I4/MBS/SVB	182421	1	X	✓



182421

Photo is representative

Enclosed - Main switch-disconnectors without auxiliary contacts

Switch-disconnectors fitted in steel enclosure With emergency switch off/emergency stop function

Front plate	Contact sequence	Number of poles N/O	Rated current	Steel enclosure specification	Size	Handle colour	Part number	Article number	Pack qty	Suitable for export to North America (US) and Canada																			
FS 908		1	20 A	SE1	Red	T0-1-8200/SE1/SVB	197384	1	X																				
		2	20 A	SE1	Red	T0-1-102/SE1/SVB	197380	1	X																				
		3	20 A	SE1	Red	T0-2-1/SE1/SVB	197377	1	X																				
			25 A							P1-25/SE1/SVB	197346	1	X																
			32 A											P1-32/SE1/SVB	197354	1	X												
			40 A															P1-40/SE1/SVB	199946	1	X								
			63 A																			P3-63/SE3/SVB	197362	1	X				
			80 A																							P3-80/SE3/SVB	EP-400957	1	X
			100 A																										
		4	20 A	SE1	Red	T0-2-8900/SE1/SVB	197421	1	X																				
			3 + N							25 A	SE1	Red	P1-25/SE1/SVB/N	197348	1	X													
										32 A							P1-32/SE1/SVB/N	197356	1	X									
										40 A											P1-40/SE1/SVB/N	199948	1	X					
			4							63 A	SE3	Red	P3-63/SE3/SVB/N	197364	1	X													
										80 A							P3-80/SE3/SVB/N	EP-400959	1	X									
										100 A											P3-100/SE3/SVB/N	197372	1	X					
										6	20 A	SE1	Red	T0-3-8342-SE1/SVB	197409	1	X												
											32 A							T3-3-8342/SE2/SVB	197457	1	X								
										8	20 A	SE2	Red	T0-4-8344/SE2/SVB	197412	1	X												
	32 A	T3-4-8344/SE2/SVB		197460	1	X																							

Note: All the SVB handles are padlockable


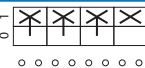


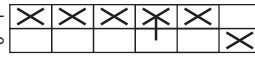

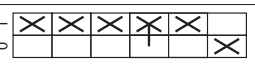
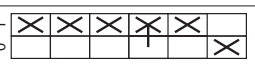
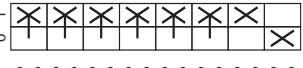



197460

Photo is representative

Enclosed - Main switch-disconnectors with auxiliary contacts

Switch-disconnector fitted in Ci-K Polycarbonate enclosure, without emergency switch off/emergency stop function

Front plate	Contact sequence	Number of poles			Rated current	Part number	Article number	Pack qty	Suitable for export to North America (US) and Canada
		N/O	N/O	N/C					
 FS 908	 1 0 1 0 2 0 3 0 4 0 5 0 6 0 7 0 8 0	3	1	0	20 A	T0-2-15679/11/SVB-SW	207150	1	X
	 1 0 2 0 3 0 4 0 5 0 6 0 13 0 14 0 21 0 22 0	3	1	1	25 A	P1-25/12/SVB-SW/HI11	207295	1	✓
					25 A	P1-25/12H/SVB-SW/HI11	227862	1	X
					25 A	P1-25/12H/SVB/HI11	226902	1	X
					32 A	P1-32/12/SVB-SW/HI11	207316	1	✓
					32 A	P1-32/12H/SVB-SW/HI11	227873	1	X
					40 A	P1-40/12/SVB-SW/HI11	199913	1	X
					40 A	P1-40/12H/SVB-SW/HI11	199926	1	X
					63 A	P3-63/14/SVB-SW/HI11	207345	1	✓
					80 A	P3-80/15/SVB-SW/HI11	EP-400988	1	✓
					100 A	P3-100/15/SVB-SW/HI11	207375	1	✓
	 1 0 2 0 3 0 4 0 5 0 6 0 7 0 8 0 10 0 11 0 12 0	3	2	1	20 A	T0-3-15683/11/SVB-SW	207158	1	X
					32 A	T3-3-15683/12/SVB-SW	207207	1	✓
	 1 0 2 0 3 0 4 0 5 0 6 0 7 0 8 0 10 0 11 0 12 0	3 + N	1	1	20 A	T0-3-15680/11/SVB-SW	207154	1	X
					32 A	T3-3-15680/12/SVB-SW	207203	1	✓
	 1 0 2 0 3 0 4 0 5 0 6 0 7 0 8 0 9 0 10 0 11 0 12 0	3 + N	1	1	20 A	T0-3-8901/11/SVB-SW	231935	1	X
					32 A	T3-3-8901/12/SVB-SW	218988	1	✓
					63 A	T5B-3-8901/14/SVB-SW	207245	1	✓
					100 A	T5-3-8901/15/SVB-SW	207278	1	X
	 1 0 2 0 3 0 4 0 5 0 6 0 N 0 N 0 13 0 14 0 21 0 22 0	3 + N	1	1	63 A	P3-63/14/SVB-SW/N/HI11	207347	1	✓
					80 A	P3-80/15/SVB-SW/N/HI11	EP-400990	1	✓
					100 A	P3-100/15/SVB-SW/N/HI11	207377	1	✓
	 1 0 2 0 3 0 4 0 5 0 6 0 N 0 N 0 13 0 14 0 21 0 22 0	6	1	1	20 A	T0-4-15682/11/SVB-SW	207162	1	X
					32 A	T3-4-15682/12/SVB-SW	207211	1	✓
					63 A	T5B-4-15682/14/SVB-SW	207247	1	✓
					100 A	T5-4-15682/15/SVB-SW	207282	1	X
	 1L1 0 1T1 0 1L2 0 1T2 0 1L3 0 1T3 0 2L1 0 2L2 0 2L3 0 2T3 0 13 0 14 0 21 0 22 0	6	1	1	160 A	T6-160-6/145/SVB-SW/HI11*	201447	1	X
	 1L1 0 1T1 0 1L2 0 1T2 0 1L3 0 1T3 0 2L1 0 2L2 0 2L3 0 2T3 0 103 0 104 0 101 0 102 0	6	1	1	275 A	T8-3-8342/148/SVB-SW/HI11*	201449	1	X

* Enclosure without flanges with K95/1N*BR

Note: All the SVB-SW handles are padlockable


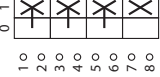
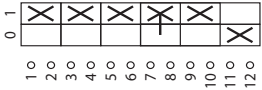
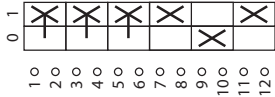
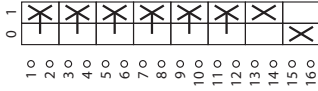
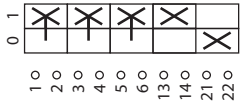
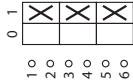


207211

Photo is representative

Enclosed - Main switch-disconnectors with auxiliary contacts

Switch-disconnectors fitted in polycarbonate Ci-K Enclosures with pre-assembled EMC screen, Without emergency switch off/ emergency stop function

Front plate	Contact sequence	Number of poles			Auxiliary contacts			Rated current	Part number	Article number	Padlokable handle
		N/O	N/O	N/C	N/O	N/O	N/C				
 FS 908		1			1			20 A	T0-2-15679/I2H/MBS/SVB-SW	182430	✓
		1			1	1		20 A	T0-3-15680/I2H/MBS/SVB-SW	182432	✓
		2			2	1		20 A	T0-3-15683/I2H/MBS/SVB-SW	182434	✓
		1			1	1		20 A	T0-4-15682/I2H/MBS/SVB-SW	182436	✓
		1			1	1		25 A	P1-25/I2H/MBS/SVB-SW/HI11	182416	✓
								32 A	P1-32/I2H/MBS/SVB-SW/HI11	182420	✓
								40 A	P1-40/I2H/MBS/SVB-SW/HI11	199920	✓
		1			1	1		63 A	P3-63/I4/MBS/SVB-SW/HI11	182424	✓


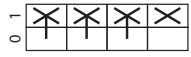
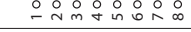

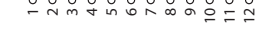



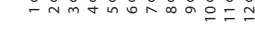




182432

Photo is representative

Enclosed - Main switch-disconnectors with auxiliary contacts

Switch-disconnector fitted in steel enclosure, without emergency switch off/emergency stop function

Front plate	Contact sequence	Number of poles	Auxiliary contacts			Rated current	Steel enclosures specifications			Article number	Pack qty	Suitable for export to North America and Canada
			N/O	N/O	N/C		Size	Handle colour	Part number			
 FS 908		3	1	0	20 A	SE1	Black	T0-2-15679/SE1/SVB-SW	197442	1	X	
												
		3	2	1	20 A	SE1	Black	T0-3-15683/SE1/SVB-SW	197451	1	X	
					32 A	SE2	Black	T3-3-15683/SE2/SVB-SW	197477	1	X	
		3	1	1	25 A	SE1	Black	P1-25/SE1/SVB-SW/HI11	197350	1	X	
					32 A	SE1	Black	P1-32/SE1/SVB-SW/HI11	197358	1	X	
					40 A	SE1	Black	P1-40/SE1/SVB-SW/HI11	199950	1	X	
					63 A	SE3	Black	P3-63/SE3/SVB-SW/HI11	197366	1	X	
					80 A	SE3	Black	P3-80/SE3/SVB-SW/HI11	EP-400961	1	X	
					100 A	SE3	Black	P3-100/SE3/SVB-SW/HI11	197374	1	X	
		4	1	1	20 A	SE1	Black	T0-3-15680/SE1/SVB-SW	197445	1	X	
												
		6	1	1	20 A	SE2	Black	T0-4-15682/SE2/SVB-SW	197448	1	X	
					32 A	SE2	Black	T3-4-15682/SE2/SVB-SW	197474	1	X	

Note: All the SVB-SW handles are padlockable





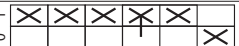
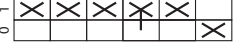
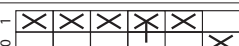





197448

Photo is representative

Enclosed - Main switch-disconnectors with auxiliary contacts

Switch-disconnectors fitted in polycarbonate Ci-K Enclosures With emergency switch off/emergency stop function

Front plate	Contact sequence	Number of poles			Rated current	Part number	Article number	Suitable for export to North America (US) and Canada
		N/O	N/O	N/C				
 FS 908	 1 0 1 0 0 0 0 0 0 0 0 0 0 0	3	1	0	20 A	T0-2-15679/11/SVB	207149	X
	 1 0 1 0 0 0 0 0 0 0 0 0 0 0	3	1	1	25 A	P1-25/I2/SVB/HI11	207297	✓
					25 A	P1-25/I2H/SVB/HI11	226902	X
					32 A	P1-32/I2/SVB/HI11	207318	✓
					32 A	P1-32/I2H/SVB/HI11	227870	X
					40 A	P1-40/I2/SVB/HI11	199910	X
					40 A	P1-40/I2H/SVB/HI11	199923	X
					63 A	P3-63/I4/SVB/HI11	207348	✓
					80 A	P3-80/I5/SVB/HI11	EP-400984	✓
					100 A	P3-100/I5/SVB/HI11	207378	✓
	 1 0 1 0 0 0 0 0 0 0 0 0 0 0	3	2	1	20 A	T0-3-15683/11/SVB	207157	X
				32 A	T3-3-15683/I2/SVB	207206	✓	
	 1 0 1 0 0 0 0 0 0 0 0 0 0 0	3 + N	1	1	20 A	T0-3-15680/11/SVB	207153	X
				32 A	T3-3-15680/I2/SVB	207202	✓	
	 1 0 1 0 0 0 0 0 0 0 0 0 0 0	3 + N	1	1	20 A	T0-3-8901/11/SVB	231934	X
				32 A	T3-3-8901/I2/SVB	218987	✓	
				63 A	T5B-3-8901/I4/SVB	207244	✓	
				100 A	T5-3-8901/I5/SVB	207277	X	
	 1 0 1 0 0 0 0 0 0 0 0 0 0 0	3 + N	1	1	63 A	P3-63/I4/SVB/N/HI11	207350	✓
				80 A	P3-80/I5/SVB/N/HI11	EP-400986	✓	
				100 A	P3-100/I5/SVB/N/HI11	207380	✓	
	 1 0 1 0 0 0 0 0 0 0 0 0 0 0	6	1	1	20 A	T0-4-15682/11/SVB	207161	X
				32 A	T3-4-15682/I2/SVB	207210	X	
				63 A	T5B-4-15682/I4/SVB	207246	✓	
				100 A	T5-4-15682/I5/SVB	207281	X	
	 1 0 1 1 1 0 1 1 1 0 1 1 1 0	6	1	1	160 A	T6-160-6/I45/SVB/HI11*	201448	X
	 1 0 1 1 1 0 1 1 1 0 1 1 1 0	6	1	1	275 A	T8-3-8342/I48/SVB/HI11**	201450	X



207246


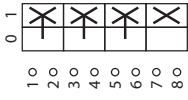
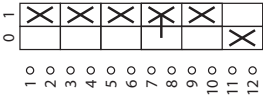
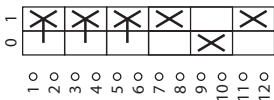
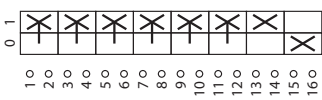
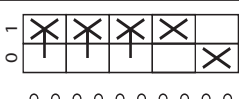
Note: All the SVB handles are padlockable

* Enclosure without flanges with K95/1N*BR
 ** With KS4-CI and K150/1-BR; Ingress protection IP64

Photo is representative

Enclosed - Main switch-disconnectors with auxiliary contacts

Switch-disconnectors fitted in polycarbonate Ci-K Enclosures with pre-assembled EMC screen, With emergency switch off/ emergency stop function

Front plate	Contact sequence	Auxiliary contacts			Rated current	Part number	Article number	Pack quantity	Suitable for export to North America (US) and Canada
		Number of poles	N/O	N/C					
 FS 908	 1 0 1 0 2 0 3 0 4 0 5 0 6 0 7 0 8 0	3	1		20 A	T0-2-15679/I2H/MBS/SVB	182429	1	X
	 1 0 2 0 3 0 4 0 5 0 6 0 7 0 8 0 9 0 10 0 11 0 12 0	3 + N	1	1	20 A	T0-3-15680/I2H/MBS/SVB	182431	1	X
	 1 0 2 0 3 0 4 0 5 0 6 0 7 0 8 0 9 0 10 0 11 0 12 0	3	2	1	20 A	T0-3-15683/I2H/MBS/SVB	182433	1	X
	 1 0 2 0 3 0 4 0 5 0 6 0 7 0 8 0 9 0 10 0 11 0 12 0 13 0 14 0 15 0 16 0	6	1	1	20 A	T0-4-15682/I2H/MBS/SVB	182435	1	X
	 1 0 2 0 3 0 4 0 5 0 6 0 13 0 14 0 21 0 22 0	3	1	1	25 A	P1-25/I2H/MBS/SVB/HI11	182415	1	X
				32 A	P1-32/I2H/MBS/SVB/HI11	182419	1	X	
				40 A	P1-40/I2H/MBS/SVB/HI11	199918	1	X	
				63 A	P3-63/I4/MBS/SVB/HI11	182423	1	X	

Note: All the SVB handles are padlockable






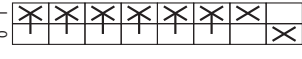


182419

Photo is representative

Enclosed - Main switch-disconnectors with auxiliary contacts

Switch-disconnectors fitted in steel enclosure With emergency switch off/emergency stop function

Front plate	Contact sequence	Number of poles			Auxiliary contacts			Rated current	Part number	Article number	Pack qty	Suitable for export to North America (US) and Canada	Padlockable handle
		N/O	N/O	N/C	N/O	N/O	N/C						
 FS 908	 1 0 2 0 3 0 4 0 5 0 6 0 13 0 21 0 22 0	3	1	0	20 A	T0-2-15679/SE1/SVB	197441	1	X	✓			
	 1 0 2 0 3 0 4 0 5 0 6 0 13 0 21 0 22 0	3	1	1	25 A	P1-25/SE1/SVB/HI11	197347	1	X	✓			
					32 A	P1-32/SE1/SVB/HI11	197355	1	X	✓			
					40 A	P1-40/SE1/SVB/HI11	199947	1	X	✓			
					63 A	P3-63/SE1/SVB/HI11	197363	1	X	✓			
					80 A	P3-80/SE1/SVB/HI11	EP-400958	1	X	✓			
					100 A	P3-100/SE1/SVB/HI11	197371	1	X	✓			
	 1 0 2 0 3 0 4 0 5 0 6 0 7 0 8 0 9 0 10 0 11 0 12 0	3	2	1	20 A	T0-3-15683/SE1/SVB	197450	1	X	✓			
					32 A	T3-3-15683/SE2/SVB	197476	1	X	✓			
	 1 0 2 0 3 0 4 0 5 0 6 0 7 0 8 0 9 0 10 0 11 0 12 0	4	1	0	20 A	T0-3-15680/SE1/SVB	197444	1	X	✓			
 1 0 2 0 3 0 4 0 5 0 6 0 7 0 8 0 9 0 10 0 11 0 12 0 13 0 14 0 15 0 16 0	6	1	1	20 A	T0-4-15682/SE2/SVB	197447	1	X	✓				
				32 A	T3-4-15682/SE2-SVB	197473	1	X	✓				



197355

Photo is representative

Enclosed - Changeover switch-disconnectors

Switch-disconnectors fitted in polycarbonate Ci-K Enclosures Without emergency switch off/emergency stop function

Front plate	Contact sequence	Number of poles N/0	Rated current	Part number	Article number	Pack qty	Suitable for export to North America (US and Canada)	Padlockable handle
FS 684		1	20 A	T0-1-8210/I1	207076	1	X	X
			32 A	T3-1-8210/I2	207169	1	✓	X
			63 A	T5B-1-8210/I4	207432	1	✓	X
FS 429		1	20 A	T0-1-15421/I1	207069	1	✓	X
			32 A	T3-1-15421/I2	207118	1	✓	X
			63 A	T5B-1-15421/I4	207220	1	✓	X
FS 684		2	20 A	T0-2-8211/I1	207102	1	X	X
			32 A	T3-2-8211/I2	207178	1	✓	X
			63 A	T5B-2-8211/I4	207220	1	✓	X
FS 429		2	20 A	T0-2-15422/I1	207090	1	✓	X
			32 A	T3-2-15422/I2	207183	1	✓	X
			63 A	T5B-2-15422/I4	207223	1	✓	X
FS 684		3	20 A	T0-3-8212/I1	207123	1	X	X
			32 A	T3-3-8212/I2	207183	1	✓	X
			63 A	T5B-3-8212/I4	207223	1	✓	X
FS 429		3	20 A	T0-3-15423/I1	207114	1	✓	X
			32 A	T3-3-15423/I2	207183	1	✓	X
			63 A	T5B-3-15423/I4	207223	1	✓	X
FS 161629		4	32 A	T3-4-8902/I2	215224	1	✓	X
			63 A	T5B-4-8902/I4	207237	1	✓	X
			100 A	T5-4-8902/I5	207214	1	X	X
FS 429		4	20 A	T0-4-8213/I1	207136	1	✓	X
			32 A	T3-4-8213/I2	207191	1	✓	X
			63 A	T5B-4-8213/I4	207230	1	✓	X
FS 953		4	20 A	T0-4-8294/I1	207138	1	X	X
			32 A	T3-4-8294/I2	207193	1	✓	X
			63 A	T5B-4-8294/I4	207232	1	✓	X
FS 953		4	100 A	T5-4-8294/I5	207433	1	X	X


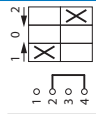
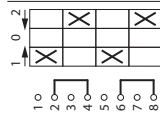
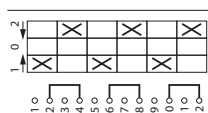

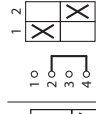
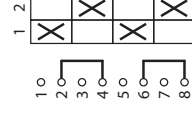
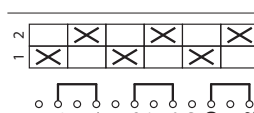
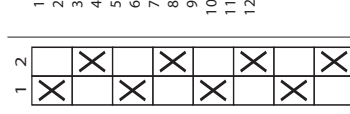
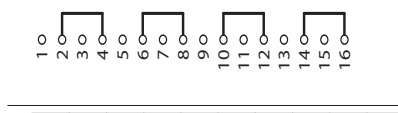


207232

Photo is representative

Enclosed - Changeover switch-disconnectors

Switch-disconnectors fitted in polycarbonate Ci-K Enclosures Without emergency switch off/emergency stop function

Front plate	Contact sequence	Number of poles N/O	Rated current	Part number	Article number	Pack qty	Suitable for export to North America (US and Canada)	Padlockable handle
With Automatic (spring) return to the O (OFF) position from both directions								
 FS 4011		1	20 A	T0-1-8214/I1	207077	1	✓	X
		2	20 A	T0-2-8215/I1	207103	1	✓	X
		32 A	T3-2-8215/I2	207179	1	✓	X	
	3	20 A	T0-3-8216/I1	207434	1	✓	X	
	32 A	T3-3-8216/I2	207184	1	✓	X		
Two way switch-disconnector								
 FS 943		1	20 A	T0-1-8220/I1	207078	1	X	X
		2	20 A	T0-2-8221/I1	207104	1	X	X
		32 A	T3-2-8221/I2	207180	1	✓	X	
		3	20 A	T0-3-8220/I1	207124	1	X	X
		32 A	T3-3-8222/I2	207185	1	✓	X	
63 A	T5B-3-8222/I4	207224	1	✓	X			
	4	20 A	T0-4-8223/I1	207137	1	X	X	
	32 A	T3-4-8223/I2	207192	1	✓	X		
63 A	T5B-3-8223/I4	207231	1	✓	X			
	5	32 A	T3-5-8369/I2	207536	1	✓	X	
















207137

Photo is representative

Enclosed - Changeover switch-disconnectors

Switch-disconnectors fitted in steel enclosure Without emergency switch off/emergency stop function

Front plate	Contact sequence	Number of poles N/O	Rated current	Steel enclosures specifications		Part number	Article number	Pack qty	Suitable for export to North America and Canada	Padlockable handle
				Size	Handle colour					
With 0 (OFF) position										
 FS 684		1	20 A	SE1	Black	T0-1-8210/SE1	197386	1	X	✓
		2	20 A	SE1	Black	T0-2-8211/SE1	197387	1	X	✓
		3	20 A	SE1	Black	T0-3-8212/SE1	197388	1	X	✓
		4	20 A	SE2	Black	T0-4-8213/SE2	197389	1	X	✓
 FS 1401		1	20 A	SE1	Black	T0-1-15431/SE1	197430	1	X	✓
		2	20 A	SE1	Black	T0-2-15432/SE1	197431	1	X	✓
		3	20 A	SE1	Black	T0-3-15433/SE1	197432	1	X	✓
With Automatic (spring) return to the O (OFF) position from both directions										
 FS 4011		1	20 A	SE1	Black	T0-1-8214/SE1	197390	1	X	✓
		2	20 A	SE1	Black	T0-2-8215/SE1	197391	1	X	✓
		3	20 A	SE1	Black	T0-3-8216/SE1	197392	1	X	✓



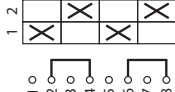
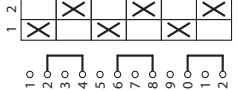
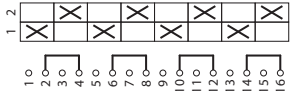


197389

Photo is representative

Enclosed - Changeover switch-disconnectors

Switch-disconnectors fitted in steel enclosure Without emergency switch off/emergency stop function

Front plate	Contact sequence	Number of poles N/O	Rated current	Steel enclosures specifications		Part number	Article number	Pack qty	Suitable for North America and Canada	Padlockable handle
				Size	Handle colour					
Two way switch-disconnector without 0 (OFF) position										
 FS 943		1	20 A	SE1	Black	T0-1-8220/SE1	197393	1	X	X
		2	20 A	SE1	Black	T0-2-8221/SE1	197394	1	X	X
		3	20 A	SE1	Black	T0-3-8222/SE1	197395	1	X	X
		4	20 A	SE2	Black	T0-3-8223/SE2	197396	1	X	X


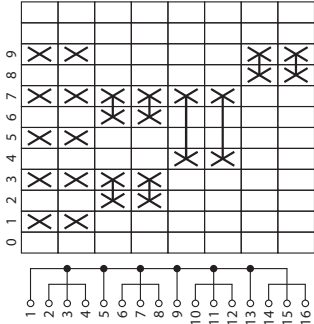


197396

Photo is representative

Enclosed - Coding switch-disconnectors

Switch-disconnectors fitted in polycarbonate Ci-K Enclosure, without emergency switch off/emergency stop function

Front plate	Contact sequence	Rated current	Part number	Article number	Pack qty	Suitable for export to North America (US and Canada)	Padlockable handle
With complete rotation in both directions - Binary BCD Code							
 FS 312		20 A	T0-4-15602/11	207134	1	✓	X


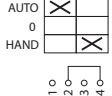
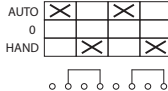
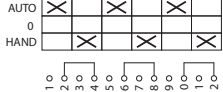

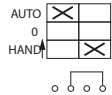
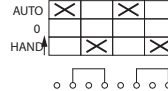

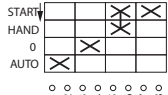

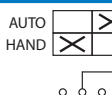
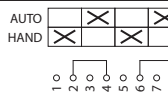
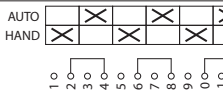


207134

Photo is representative

Enclosed - Manual/auto switch-disconnectors

Switch-disconnectors fitted in polycarbonate Ci-K Enclosure, without emergency switch off/emergency stop function

Front plate	Contact sequence	Number of poles N/O	Rated current	Part number	Article number	Pack qty	Suitable for export to North America (US and Canada)	Padlockable handle
With 0 (Off) position								
		1	20 A	T0-1-15431/I1	207070	1	✓	X
FS 1401								
		2	20 A	T0-2-15432/I1	207091	1	✓	X
		3	20 A	T0-3-15433/I1	207115	1	✓	X
With Automatic (spring) return from HAND								
		1	20 A	T0-1-15434/I1	207071	1	✓	X
FS 1414000								
		2	20 A	T0-2-15435/I1	218971	1	✓	X
With Automatic (spring) return from START								
		2	20 A	T0-2-15907/I1	207095	1	✓	X
FS 1413890								
Without 0 (Off) position								
		1	20 A	T0-1-15451/I1	207072	1	✓	X
FS 19334								
		2	20 A	T0-2-15452/I1	207092	1	✓	X
		3	20 A	T0-3-15453/I1	207116	1	✓	X



207071

Photo is representative

Enclosed - Multi speed switch-disconnectors

Switch-disconnectors fitted in polycarbonate Ci-K Enclosure, without emergency switch off/emergency stop function

Front plate	Contact sequence	Number of poles N/O	Rated current	Part number	Article number	Pack qty	Suitable for export to North America (US and Canada)	Padlockable handle
2 speed, non reversing, for 2 separate windings								
 FS 644		6	20 A	T0-3-8451/I1	207133	1	X	X
			32 A	T3-3-8451/I2	207189	1	✓	X
			63 A	T5B-3-8451/I4	207228	1	✓	X
2 speed, 2 directions, for one tapped winding								
 FS 644		3	20 A	T0-4-8440/I1	207141	1	X	X
			32 A	T3-4-8440/I2	207196	1	✓	X
			63 A	T5B-4-8440/I4	207235	1	✓	X
 FS 684		3	20 A	T0-4-8441/I1	207142	1	X	X
			32 A	T3-4-8441/I2	207197	1	✓	X
			63 A	T5B-4-8441/I4	207236	1	✓	X


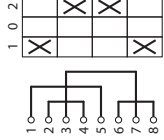

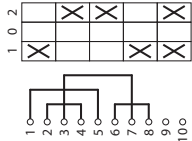

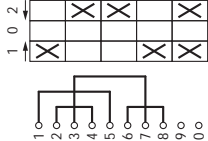

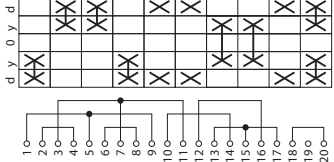


207133

Photo is representative

Enclosed - Reversing switch-disconnectors

Switch-disconnectors fitted in polycarbonate Ci-K Enclosure, without emergency switch off/emergency stop function

Front plate	Contact sequence	Number of poles N/O	Rated current	Part number	Article number	Pack qty	Suitable for export to North America (US and Canada)	Padlockable handle
Reversing switch-disconnector - Without Automatic (spring) return to 0 (Off) position								
 FS 684		2	20 A	T0-2-8400/I1	207111	1	✓	X
			32 A	T3-2-8400/I2	207181	1	✓	X
			63 A	T5B-2-8400/I4	207222	1	✓	X
 FS 4011		3	20 A	T0-3-8401/I1	207132	1	✓	X
			32 A	T3-3-8401/I2	207188	1	✓	X
			63 A	T5B-3-8401/I4	207227	1	✓	X
Reversing switch-disconnector - With Automatic (spring) return from both directions to 0 (Off) position								
 FS 4011		3	20 A	T0-3-8228/I1	207125	1	✓	X
			32 A	T3-3-8228/I2	207186	1	✓	X
			63 A	T5B-3-8228/I4	207225	1	✓	X
Reversing stat-delta switch-disconnector - Two-way operating direction								
 FS 638		3	32 A	T3-5-15876/I2	207537	1	✓	X



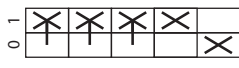
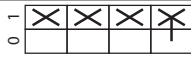
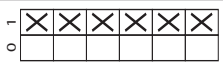
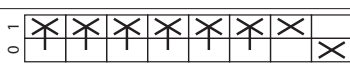
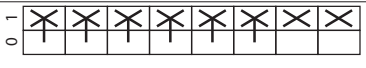


207225

Photo is representative

Enclosed - Safety switch-disconnectors with auxiliary contacts

Switch-disconnectors fitted in polycarbonate Ci-K Enclosure, without emergency switch off/emergency stop function

Front plate	Contact sequence	Number of poles	Auxiliary contacts		Rated current	Part number	Article number	Pack qty	Suitable for export to North America (US and Canada)
			N/O	N/C					
 FS 908	 1 0 1 0 0 0	3	0	0	25 A	P1-25/I2-SI-SW	207309	1	X
	32 A				P1-32/I2-SI-SW	207330	1	X	
	63 A				P3-63/I4-SI-SW	207362	1	X	
	80 A				P3-80/I5-SI-SW	EP-400998	1	X	
			100 A	P3-100/I5-SI-SW	207387	1	X		
	 1 0 1 0 0 0	3	1	1	25 A	P1-25/I2-SI/HI11-SW	207311	1	X
	32 A				P1-32/I2-SI/HI11-SW	207332	1	X	
	63 A				P3-63/I4-SI/HI11-SW	207364	1	X	
	80 A				P3-80/I5-SI/HI11-SW	EP-400995	1	X	
	100 A				P3-100/I5-SI/HI11-SW	207389	1	X	
	 1 0 1 0 0 0	3+N	0	1	25 A	P1-25/I2-SI/N-SW	207313	1	X
	32 A				P1-32/I2-SI/N-SW	207334	1	X	
63 A	P3-63/I4-SI/N-SW				207366	1	X		
80 A	P3-80/I5-SI/N-SW				EP-400997	1	X		
		100 A	P3-100/I5-SI/N-SW	207391	1	X			
 1 0 1 0 0 0	6	0	0	63 A	T5B-3-8342/I4-SI-SW	207251	1	X	
100 A				T5-3-8342/I5-SI-SW	207448	1	X		
 1 0 1 0 0 0	6	1	1	63 A	T5B-4-15682/I4-SI-SW	207255	1	X	
100 A				T5-4-15682/I5-SI-SW	207286	1	X		
 1 0 1 0 0 0	6	2	0	63 A	T5B-4-8903/I4-SI-SW	207259	1	X	
100 A				T5-4-8903/I5-SI-SW	207290	1	X		

Note: All the SI handles are padlockable


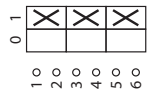
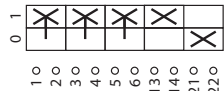
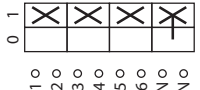
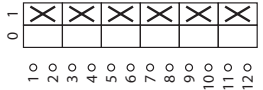
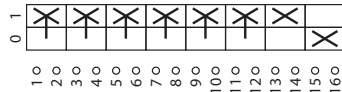
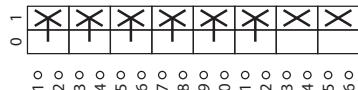
See further details about the safety switch-disconnectors page 145



Photo is representative

Enclosed - Safety switch-disconnectors with auxiliary contacts

Switch-disconnectors fitted in polycarbonate Ci-K Enclosure, with emergency switch off/emergency stop function

Front plate	Contact sequence	Number of poles	Auxiliary contacts		Rated current	Part number	Article number	Pack qty	Suitable for export to North America (US and Canada)
			N/O	N/C					
 FS 908	 1 0 1 0 1 1 0 2 0 3 0 4 0 5 0 6 0	3	0	0	25 A	P1-25/I2-SI	207313	1	X
					32 A	P1-32/I2-SI	207329	1	X
					63 A	P3-63/I4-SI	207361	1	X
					80 A	P3-80/I5-SI	EP-400993	1	X
					100 A	P3-100/I5-SI	207386	1	X
	 1 0 1 0 1 1 0 2 0 3 0 4 0 5 0 13 0 14 0 21 0 22 0	3	1	1	25 A	P1-25/I2-SI/HI11	207310	1	X
				32 A	P1-32/I2-SI/HI11	207331	1	X	
				63 A	P3-63/I4-SI/HI11	207363	1	X	
				80 A	P3-80/I5-SI/HI11	EP-400994	1	X	
				100 A	P3-100/I5-SI/HI11	207388	1	X	
	 1 0 1 0 1 1 0 2 0 3 0 4 0 5 0 6 0 N 0 N 0	3+N	0	1	25 A	P1-25/I2-SI/N	207312	1	X
				32 A	P1-32/I2-SI/N	207333	1	X	
				63 A	P3-63/I4-SI/N	207365	1	X	
				80 A	P3-80/I5-SI/N	EP-400996	1	X	
				100 A	P3-100/I5-SI/N	207390	1	X	
	 1 0 1 0 1 1 0 2 0 3 0 4 0 5 0 6 0 7 0 8 0 9 0 10 0 11 0 12 0	6	0	0	63 A	T5B-3-8342/I4-SI	207250	1	X
				100 A	T5-3-8342/I5-SI	207447	1	X	
	 1 0 1 0 1 1 0 2 0 3 0 4 0 5 0 6 0 7 0 8 0 9 0 10 0 11 0 12 0 13 0 14 0 15 0 16 0	6	1	1	63 A	T5B-4-15682/I4-SI	207254	1	X
				100 A	T5-4-15682/I5-SI	207285	1	X	
	 1 0 1 0 1 1 0 2 0 3 0 4 0 5 0 6 0 7 0 8 0 9 0 10 0 11 0 12 0 13 0 14 0 15 0 16 0	6	2	0	63 A	T5B-4-8903/I4-SI	207258	1	X
				100 A	T5-4-8903/I5-SI	207289	1	X	

Note: All the SI handles are padlockable

See further details about the safety switch-disconnectors page 145



Photo is representative

Enclosed - Safety switch-disconnectors

Notes:

Engineering:

Maintenance, repair and safety switches all have the same electrical function. They are designed to safely isolate electrical installations (loads) from mains power during maintenance and repair work and to ensure that a hazard does not arise which endangers personnel, machinery and production materials.

A safety switch is an additional enclosed main switch = isolator dedicated to an individual electrical load and mounted in the immediate vicinity of the motor of the electrical load. This is particularly important if there is any danger of the main switch being inadvertently operated.

Application

By using up to 3 padlocks, each fitter/electrician involved can protect themselves by preventing unauthorised personnel from switching the unit on.

Maintenance/manual override switches are simply additional enclosed main switches with a padlocking feature.

Enclosed main switch with padlocking facility.

Features

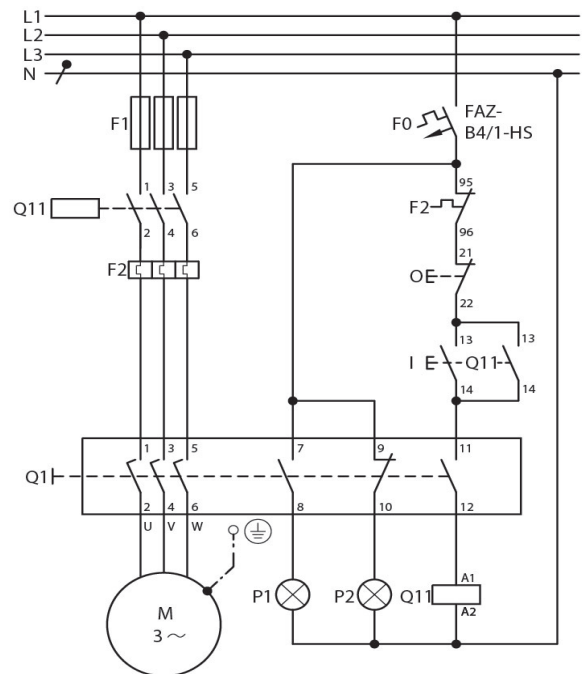
- Safety switches are always housed in insulated enclosures and have an inscription saying 'Safety switches' on a bright orange label.
- Switches to be used in emergency stop switching have a red handle and yellow locking collar in accordance with STOP category 0 (as per IEC/EN 60204/VDE 0113).
- If the switch is not approved for emergency stop switch, both parts will be black ('SW' part no. suffix).
- The cover and handle are interlocked by fitting a padlock.

Selection

The switches must be selected according to the following performance specifications:


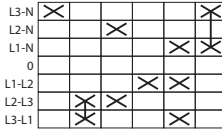

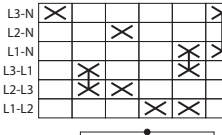
- 1) According to motor switching capacity, when the switch is fitted in such a way that the operator may use it for operational ON and OFF switching
- 2) The rating data always applies to 3 poles. When the motor rating is divided between 6 poles, such as for star-delta switching, a 6 pole switch can be used to control 1.73 times the rated power.
- 3) If the switch has a load shedding Contact (LA), you can select the appropriate switch according to the uninterrupted current. The load shedding contact is an auxiliary contact, which is closed in the ON position and opens early when switching off, so that a contactor located in the circuit takes over the switching duty and the maintenance/safety switch operates at zero load. When switching on, the load-shedding contact closes later than or at the same time as the main contacts. With P and T switches this is the N/O auxiliary contact.
- 4) The 'ON' position can be locked with a padlock (by altering the handle). This is not permissible for switches with a red/yellow handle.

Safety switches with load shedding and signaling



Enclosed - Selector switch-disconnectors

Switch-disconnectors fitted in polycarbonate Ci-K Enclosure, without emergency switch off/emergency stop function

Front plate	Contact sequence	Number of poles	Rated current	Part number	Article number	Pack qty	Suitable for export to North America (US and Canada)	Padlockable handle
Voltmeter switch-disconnector								
 FS 1410759		3 x phase-phase 3 x phase-N with 0 position	20 A	T0-3-8007/11	207120	1	✓	X
 FS 164721		3 x phase-phase 3 x phase-N without 0 position with complete rotation in both directions	20 A	T0-3-15924/11	207119	1	✓	X


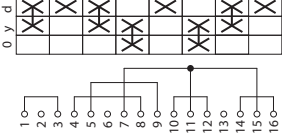


207120

Photo is representative

Enclosed - Star delta switch-disconnectors

Switch-disconnectors fitted in polycarbonate Ci-K Enclosure, without emergency switch off/emergency stop function

Front plate	Contact sequence	Number of poles N/O	Rated current	Part number	Article number	Pack qty	Suitable for export to North America (US and Canada)	Padlockable handle
 FS 635		3	20 A	T0-4-8410/11	207140	1	X	X
			32 A	T3-4-8410/12	207195	1	✓	X
			63 A	T5B-4-8410/14	207234	1	✓	X


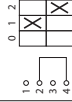


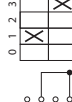





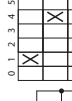





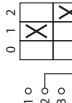


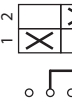


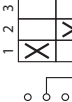


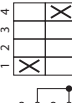


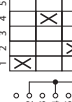


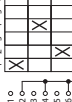


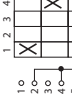


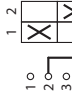



207140

Photo is representative

Enclosed - Step switch-disconnectors

Switch-disconnectors fitted in polycarbonate Ci-K Enclosure, without emergency switch off/emergency stop function

Front plate	Contact sequence	Number of poles N/O	Rated current	Part number	Article number	Pack qty	Suitable for export to North America (US and Canada)	Padlockable handle
With O (Off) position								
		1	20 A	T0-1-8240/I1	207079	1	✓	X
FS 418								
		1	20 A	T0-2-8241/I1	207107	1	✓	X
FS 420								
		1	20 A	T0-2-8242/I1	207108	1	✓	X
FS 422								
		1	20 A	T0-3-8243/I1	207128	1	✓	X
FS 424								
		1	20 A	T0-3-8244/I1	207129	1	✓	X
FS 426								
		3	20 A	T0-3-8280/I1	207130	1	✓	X
FS 418								
Without O (Off) position								
		1	20 A	T0-1-8220/I1	207078	1	✓	X
FS 943								
		1	20 A	T0-2-8230/I1	207105	1	✓	X
FS 404								
		1	20 A	T0-2-8231/I1	207106	1	✓	X
FS 606								
		1	20 A	T0-3-8232/I1	207126	1	✓	X
FS 408								
		1	20 A	T0-3-8233/I1	207127	1	✓	X
FS 410								
		2	20 A	T0-4-8251/I1	218984	1	✓	X
FS 406								
		3	20 A	T0-3-8222/I1	207124	1	✓	X
FS 943								






207105

Photo is representative

Enclosed - Step switch-disconnectors for heating

Switch-disconnectors fitted in polycarbonate Ci-K Enclosure, without emergency switch off/emergency stop function

Front plate	Contact sequence	Rated current	Number of poles N/O	Part number	Article number	Pack qty	Suitable for export to North America (US and Canada)	Padlockable handle
With 0 (Off) position heater switches								
		20 A	1	T0-1-91/11	207080	1	✓	X
FS 614								



207080

Photo is representative

Enclosed - Universal control switch-disconnectors

Switch-disconnectors fitted in polycarbonate Ci-K Enclosure, without emergency switch off/emergency stop function

Front plate	Contact sequence	Rated current	Part number	Article number	Pack qty	Suitable for export to North America (US and Canada)	Padlockable handle
Maintained switches with 3 positions 1 Contact closed in each position - Additionally 1 contact closed in position 0 and 1 - Additionally 1 contact closed in position 0 and 2 - Additionally 1 contact closed in position 0 and 3							
 FS 429		20 A	T0-3-15391/11	207112	1	✓	X
Automatic (spring) return from positions 1 and 2							
 FS 458		20 A	T0-3-15394/11	207113	1	✓	X



207113

Photo is representative

Enclosed switch-disconnectors dedicated accessories

IP65 Insulated enclosures

Description	Number of contact units	Part number	Article number	Std. pack	Suitable for export to North America (US and Canada)	Suitable for	Mounting
IP65 insulated enclosure - With metric knockouts (hard knockouts)	Only available together with basic unit	+I1H	105870	1	X	T0	Surface mounting I1
		+I2H	105871	1	X	T3	Surface mounting I2
					X	P1	Surface mounting I2



105870/ 105871

Cable glands

Description	Part number	Article number	Std. pack	Suitable for export to North America (US and Canada)	Suitable for	Mounting
Cable gland for metric knockouts (hard knockouts)	V-M25	206911	1	X	T0	Surface mounting I1 and I2
	KT-M25	207603	1	X	T3	Surface mounting I1 and I2
				X	P1	Surface mounting I1 and I2



206911



207603

Neutral terminals

Description	Flex cable	Suitable for	Part number	Article number	Std. pack
For connection of a 5 th conductor	1-4 mm ²	CI-K1, CI-K2	K-CI-K1/2	207451	20
	1.5-16 mm ²	CI-K4	K-CI-K4	206916	20
	10-35 mm ²	CI-K5	K-CI-K5	218488	20



207451

Exterior mounting angle brackets

Description	Suitable for	Part number	Article number	Std. pack
4 angle brackets per set	CI-K4, CI-K5	AB-CI-K4/5	206914	1 off



206914

Mounting plate shield

Description	Part number	Article number	Std. pack	Suitable for export to North America (US and Canada)	Suitable for
To connect the shielding	MBS-I2 ⁽¹⁾	290191	1	✓	CI-K2 Polycarbonate enclosure
	MBS-I4 ⁽¹⁾	118742	1	✓	CI-K4 Polycarbonate enclosure



290191

Photos are representative

Enclosed switch-disconnectors dedicated accessories

Neutral terminal

- Early make on switching, late-break off switching
- The N contact always behaves as an early-make contact when switching on and as a late-break contact for when switching off.
- N-P1(P3)...switching capacity same as for contacts P1(P3)

Description	Part number	Article number	Std. pack	Suitable for export to North America (US and Canada)	Suitable for	Mounting
For P1.../I2 optionally, NP1Z or HI11-P1/P3Z, can only be fitted on the left	N-P1Z	000652	5	✓	P1	Surface mounting /I2
					P3-63	Surface mounting /I4
					P3-100	Surface mounting /I5



000652

Auxiliary contacts - 1 normally open (N/O), 1 normally close (N/C)

Late break on switching, early-make off switching. The N/O is always connected as a load-shedding contact

Description	Part number	Article number	Std. pack	Suitable for export to North America (US and Canada)	Suitable for	Mounting
For P1.../I2 optionally, NP1Z or HI11-P1/P3Z, can only be fitted on the left	HI11-P1/P3Z ⁽¹⁾	062031	5	✓	P1	Surface mounting /I2
				✓	P3-63	Surface mounting /I4
				✓	P3-63	Rear mounting /V or /Z
				✓	P3-100	Surface mounting /I5

	(1)
Product standards	UL 60947-4-1, CSA - C22-2 No 14-05 IEC/EN 60947-3, CE Marking, UKCA Marking
UL File No	E36332
UL CCN	NLRV
CSA File No	12528
CSA Class No	3211-05
NA Certification	UL Listed, CSA Certified



P Switch-disconnectors and T cam switches in North American (NA) version

In its NA version the cam switch features a terminal inscription in English and/or a terminal inscription deviating from the IEC standard. Switches in mounting types I2 to I4 feature an additional inscription on the enclosure's front (e.g. part no and protection type). Not possible in combination with key operation lock mechanism S-T0, SVA-T3 and SVC-T3

An overview of these cam switches can be found in the instructional leaflet AWA 1150-2327.

	P1	P3-63	P3-100	T0	T3	T5B
Mounting form /E, /EA, /EZ, /Z, /N, /IVS				+NA-12 105864	+NA-12 105864	
/I2	+NA-12 105866				+NA-12 105866	
/I4		+NA-12 105866				
/I5			+NA-12 105869			+NA-15 105869

Photos are representative

Universal accessories

Red and yellow main switch assembly kits - For T0, T3, T5B, T5, P1 and P3 Flush, rear and surface mounting switch-disconnectors

- Padlocking feature, lockable with max. 3 padlocks
- For locking in the 0 position, for switches with positions 0 - I at 90°
- Permissible with T0 with up to max. 4 contact units and with T3 with up to max 6 contact units
- Switching angle as front plate FS908
- Designed as per IEC/EN 60204-1. VDE 0113 Part 1

Description	Part number	Article number	Std. pack	Suitable for export to North America (US and Canada)*	Suitable for	Mounting
Red rotary handle with yellow locking ring As emergency switching off/emergency stop device	SVB-T0	057892	1	✓	T0, T3, P1	Flush mounting /E
					T0, T3, P1	Rear mounting /Z
					T0	Surface mounting /I1
					T3, P1	Surface mounting /I2
Red rotary handle with yellow locking ring As emergency switching off/emergency stop device	SVB-P3	052999	1	✓	T5B, T5, P3	Flush mounting /E
					T5B, T5, P3	Rear mounting /Z
					T5B, P3-63	Surface mounting /I4
					T5, P3-100	Surface mounting /I5



* UL/CSA certification not required

Black main switch assembly kits - For T0, T3, T5B, T5, P1 and P3 Flush, rear and surface mounting switch-disconnectors

- Padlocking feature, lockable with max. 3 padlocks
- For locking in the 0 position, for switches with positions 0 - I at 90°
- Permissible with T0 with up to max. 4 contact units and with T3 with up to max 6 contact units
- Switching angle as front plate FS908
- Designed as per IEC/EN 60204-1. VDE 0113 Part 1

Description	Part number	Article number	Std. pack	Suitable for export to North America (US and Canada)*	Suitable for	Mounting
Black rotary handle and black locking collar Without emergency switching off/emergency stop device function	SVB-SW-T0	060265	1	✓	T0, T3, P1	Flush mounting /E
					T0, T3, P1	Rear mounting /Z
					T0	Surface mounting /I1
					T3, P1	Surface mounting /I2
Black rotary handle and black locking collar Without emergency switching off/emergency stop device function	SVB-SW-P3	062491	1	✓	T5B, T5, P3	Flush mounting /E
					T5B, T5, P3	Rear mounting /Z
					T5B, P3-63	Surface mounting /I4
					T5, P3-100	Surface mounting /I5



* UL/CSA certification not required

Photos are representative

Universal accessories

Red and black main switch assembly kits with PE Terminal and N Terminal - For T0, T3 and T5B Flush, and rear mounting switches

- Padlocking feature
- For converting flush mounting switch T.../E into flush mounting main switch T../EA/SVB
- For converting rear mounting switch T../Z into rear mounting main switch T../V/SVB
- Designed as per IEC/EN 60204-1. VDE 0113 Part 1

Description	Part number	Article number	Std. pack	Suitable for export to North America (US and Canada)	Suitable for	Mounting
Red rotary handle with yellow locking ring	V/EA/SVB-T0	062638	1	✓	T0, T3	Flush mounting /E
					T0, T3	Rear mounting /Z
As emergency switching off/emergency stop device	V/EA/SVB/T5	045065	1	✓	T5B	Flush mounting /E
					T5B	Rear mounting /Z
Black rotary handle with black locking ring	V/EA/SVB-SW-T0	065011	1	✓	T0, T3	Flush mounting /E
					T0, T3	Rear mounting /Z
Without emergency switching off/emergency stop function	V/EA/SVB-SW/T5	045064	1	✓	T5B	Flush mounting /E
					T5B	Rear mounting /Z



062638

Black thumb grip

Description	Part number	Article number	Std. pack	Suitable for export to North America (US and Canada)	Suitable for	Mounting
Black thumb grip	KNB-T0	038909	10	✓	T0, T3, P1	Flush mounting /E
					T0, T3, P1	Centre mounting /EZ
					T0, T3, P1	Service distribution board /IVS
					T0, T3, P1	Rear mounting /Z
					T0	Surface mounting /I1
					T3, P1	Surface mounting /I2
Black thumb grip	KNB-P3	041282	10	✓	T5B, P3	Flush mounting /E
					T5B, P3	Rear mounting /Z
					T5B, T5, P3-63	Surface mounting /I4
					P3-100	Surface mounting /I5



038909



041282

Red thumb grip

- Only for emergency switching off/emergency stop switches
- Designed as per IEC/EN 60204-1. VDE 0113 Part 1
- Order yellow FS908E-T0 front plate additionally

Description	Part number	Article number	Std. pack	Suitable for export to North America (US and Canada)	Suitable for	Mounting
Red thumb grip	KNB-RT-T0	043655	10	✓	T0, T3, P1	Flush mounting /E
					T0, T3, P1	Rear mounting /Z
					T0	Surface mounting /I1
					T3, P1	Surface mounting /I2
Red thumb grip	KNB-RT-P3	046028	10	✓	T5B, P3	Flush mounting /E
					T5B, P3	Rear mounting /Z
					T5B, T5, P3-63	Surface mounting /I4
					P3-100	Surface mounting /I5



043655

Photos are representative

Universal accessories

Front plates

For use with	Switch type	Part number	Article number	Dimensions (W x H x D)	Std. pack	Suitable for export to North America (US and Canada)*
Standard front plate - Suitable for laser inscription						
For frame 48 x 48	T0, T3, P1	FS(*)-T0	231893	45 x 45 mm	10	✓
For frame 88 x 88	P3, T5, T5B	FS(*)-P3	231895	84 x 84 mm	10	✓
Emergency switching off/emergency stop front plates						
For frame 48 x 48	T0, T3, P1	FS908GE-T0	003198	45 x 45 mm	5	✓
For frame 88 x 88	P3, T5, T5B	FS908GE-P3	031475	84 X 84 mm	5	✓
Blank plate - Can be engraved						
For frame 48 x 48	T0, T3, P1	FS-ALU980-T0	266905	45 x 45 mm	50	✓
For frame 88 x 88	P3, T5, T5B	FS-ALU980-P3	266906	84 X 84 mm	10	✓

* UL/CSA certification not required

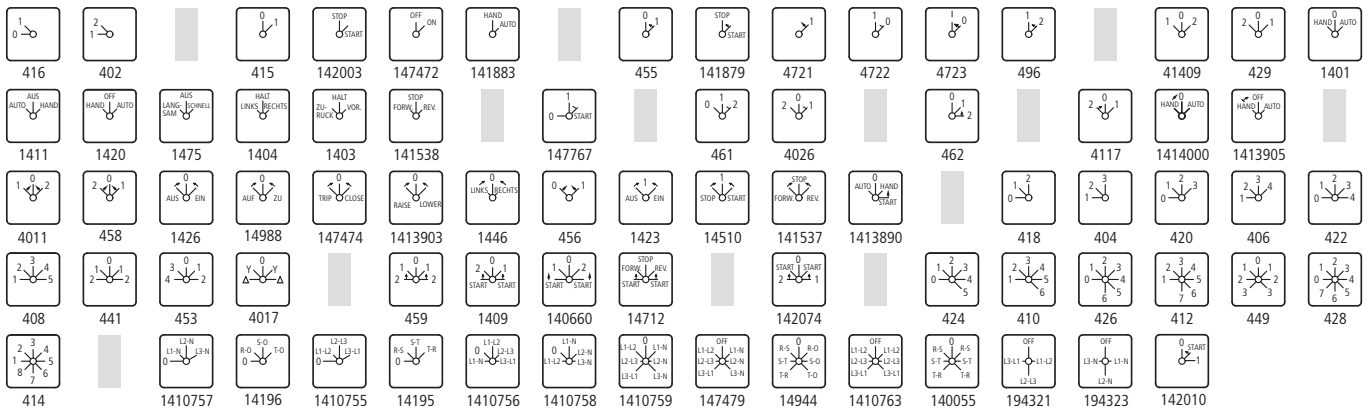
Notes: Standard front plates

For standard switches the normal front plate can be replaced if required with the front plate shown below (not with T6, T8 and TM). Providing the switching angle, number of positions and the position of the 0 are the same.

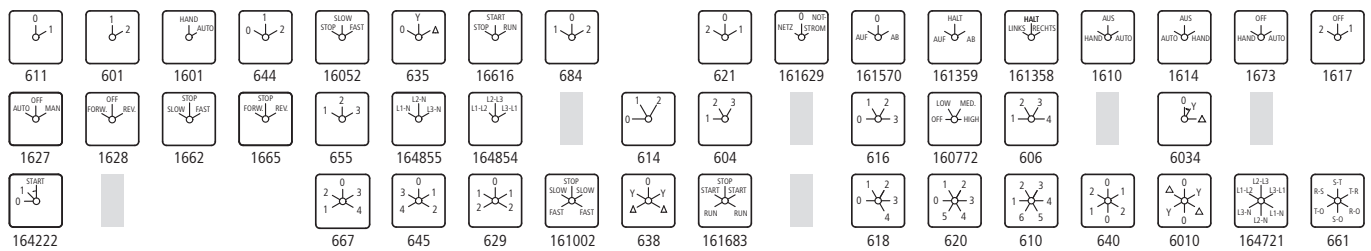
Switching angle 30°



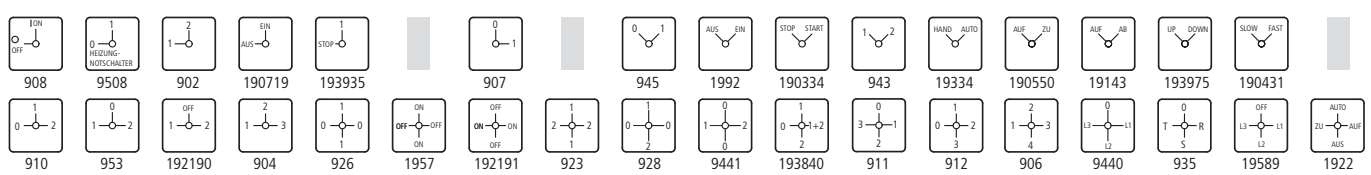
Switching angle 45°



Switching angle 60°



Switching angle 90°



Universal accessories

Black label mount and insert label

- For padlocking features consisting of one label and one insert label
- Front plates are already included as a standard with:
 - T.../EA/SVB and P.../EA/SVB main switches flush mounting
 - T.../V/SVB, P.../V/SVB main switches for rear mounting

Description	Language	Part number	Article number	Std. pack	Suitable for export to North America (US and Canada)	Suitable for
Inscribed with 'Main switch - Open only in 0 position'	German/English	ZFS61/62-T0	030170	25	✓	T0, T3, P1
		ZFS61/62/P3	065739	25	✓	T5, T5B, P3
	French	ZFS63-T0	047424	25	✓	T0, T3, P1
		ZFS63-P3	047423	25	✓	T5, T5B, P3
	Italian	ZFS68-T0	065751	25	✓	T0, T3, P1
	Portuguese	ZFS68-T0	065751	25	✓	T0, T3, P1
	Swedish	ZFS68-T0	065751	25	✓	T0, T3, P1
	Spanish	ZFS77-T0	065752	25	✓	T0, T3, P1
		ZFS77-P3	047422	25	✓	T5, T5B, P3
	Hungarian	ZFS80-T0	205548	25	✓	T0, T3, P1
ZFS80-P3		205565	25	✓	T5, T5B, P3	
Blank	X	ZFS60-T0	019924	25	✓	T0, T3, P1
		ZFS60-P3	022297	25	✓	T5, T5B, P3



065739



019924

Label mount, black - clip-on

Description	Part number	Article number	Std. pack	Suitable for export to North America (US and Canada)*	Suitable for
Label mount	ZFSX-T0	024670	25	✓	T0, T3, P1
	ZFSX-P3	027043	25	✓	T5, T5B, P3



Insert label

Description	Part number	Article number	Std. pack	Suitable for export to North America (US and Canada)*	Suitable for
Blank insert label	BS45X14-T0	029416	25	✓	T0, T3, P1
	BS84X24-P3	031789	25	✓	T5, T5B, P3



P5 Switch-disconnector add-on front plate

- Enter country reference when ordering
 - D = German
 - GB = English
 - F = French
 - I = Italian
 - E = Spanish

Description	Part number	Article number	Std. pack	Suitable for export to North America (US and Canada)*	Switch type	Mounting
P5 Add-on front plate	ZFS(*)-P5	105225	1	✓	P5-../EA/SVB	Flush mounting /EA
				✓	P5-../V/SVB	Rear mounting /V



* UL/CSA certification not required

Photos are representative

Universal accessories

S-T0 key operated lock mechanism, with two keys, front IP53

The key replaces the thumb grip, cannot be switched without key. The switch position indication is on the lock. Normally the key is withdrawable in every position.

On Cam switches ordered with front plate FS908 together with key operation, the key is only withdrawable in the 0 position.

The key withdraw can be changed (also retrospectively) with the locking cam 'VR-T0'

When retrofitting the key operation, the existing front plate of the cam switch can be used

Description	Withdrawability	Part number	Article number	Std. pack	Suitable for
KMS 1 lock mechanism: individual lock mechanism, not suitable for master key systems. Key withdrawable in all positions	Withdrawable positions can be programmed by user	S-T0	086709	1	Flush mounting /E: T0-1 to T0-6, T3-1 to T3-5, P1
KMS-2-10, KMS 201-400 lock mechanisms: individual lock mechanisms, not suitable for master key systems. Key withdrawable in all positions	Withdrawable positions can be programmed by user	S-SOND-KMS(*)-T0	231957	1	Surface mounting /I1: T0-1 to T0-4 Surface mounting /I2: T3-1 to T3-4, P1
Lock KMS1 switches with FS908 are possible as main switch. Key can be withdrawn in positions as specified.	Withdrawable positions programmed at factory as ordered	S(*)-T0	231959	1	Rear mounting /Z: T0-1 to T0-6, T3-1 to T3-4, P1
SA(...) = master key system (master-key facility) with security certificate. Ordering only with lock plan filled out with the full configuration of the planned lock system . When reordering state item number from the lock plan, e.g. (A 6294-1.2). Key can be withdrawn in positions as specified.	Withdrawable positions programmed at factory as ordered	S(*)-SOND-SA(*)-T0	231965	1	



086709

SVA-T3 Cylinder lock, with two keys, front IP65

Description	Withdrawability	Part number	Article number	Std. pack	Suitable for
KMS 1 lock mechanism: individual lock mechanism, not suitable for master key systems. Key withdrawable in all positions	Withdrawable positions can be programmed by user	SVA-T3	050974	1	Flush mounting /E: T0, T3, P1
KMS-2-10, KMS 201-400 lock mechanisms: individual lock mechanisms, not suitable for master key systems. Key withdrawable in all positions	Withdrawable positions can be programmed by user	SVA-SOND-KMS(*)-T3	231967	1	Surface mounting /I1: T0 Surface mounting /I2: T3, P1 Rear mounting /Z: T0, T3, P1
Lock KMS1 switches with FS908 are possible as main switch. Key can be withdrawn in positions as specified.	Withdrawable positions programmed at factory as ordered	SVA(*)-T3	907745	1	Flush mounting /E: T0-1 to T0-4 T3-1 to T3-6, P1
SA(...) = master key system (master-key facility) with security certificate. Ordering only with lock plan filled out with the full configuration of the planned lock system . When reordering state item number from the lock plan, e.g. (A 6294-1.2). Key can be withdrawn in positions as specified.	Withdrawable positions programmed at factory as ordered	SVA(*)-SOND-SA(*)-T3	231971	1	Surface mounting /I1: T0-1 to T0-4 Surface mounting /I2: T3, P1



050974

Photos are representative

Universal accessories

SVC-T3 Padlocking feature, front IP65

The locking slide can be locked with a maximum of 3 padlocks when in its pressed, interlocked position

Description	Withdrawability	Part number	Article number	Std. pack	Mounting form	Suitable for
All positions can be locked	The positions that can be locked can be programmed by the user	SVC-T3	050975	1	Flush mounting /E	T0, T3, P1
					Surface mounting /I1	T0
					Surface mounting /I2	T3, P1
					Rear mounting /Z	T0, T3, P1
Specific positions or ranges can be locked	The positions that can be locked are programmable at the factory as ordered	SVC(*)-T3	907748	1	Switches with FS908 front plate can be used as main switches for:	
					Flush mounting /E	T0-1 to T0-4, T3-1 to T3-5, P1
					Surface mounting /I1	T0-1 to T0-4
					Surface mounting /I2	T3-1 to T3-5, P1



907748

Key

Description	Part number	Article number	Std. pack
For KMS 1 individual lock mechanism	ES-KMS1-T0	231972	10
For KMS 2-10 or KMS 201-400 individual lock mechanisms	ES-KMS(*)-T0	231973	1
Individual key, stainless, for master key system and stored individual lock mechanisms, state lock plan no. and key	HS-SA(*)-T0	256151	1

Master key must be ordered separately.
The security certificate must be sent when reordering for example: HS-SA(A6294-1-.2)-T0



Locking cams (2 cams per set)

Description	Part number	Article number	Std. pack	Suitable for export to North America (US and Canada)	Suitable for
For later change of key withdrawability in the engagements positions	VR-T0	089082	1	✓	S-T0 for all switching angles
For changing the blocked positions/ ranges	VR-T3	050987	1	✓	SVA-T3, SVC-T3



089082



050987

Photos are representative

Universal accessories

P1 and P3 Neutral terminal

- Early make on switching, late-break off switching
- The N contact always behaves as an early-make contact when switching on and as a late-break contact for when switching off.
- N-P1(P3)...switching capacity same as for contacts P1(P3)

Description	Part number	Article number	Std. pack	Suitable for export to North America (US and Canada)	Suitable for	Mounting
For left or right side mounting	N-P1E	000651	5	✓	P1	Flush mounting /E Centre mounting /EZ
For P1.../I2 optionally, NP1Z or HI11-P1/P3Z, can only be fitted on the left	N-P1Z	000652	5	✓	P1	Surface mounting /I2 Rear mounting /Z Service distribution board/ IVS
	N-P3E	062432	5	✓	P3	Flush mounting /E
	N-P3Z	064805	5	✓	P3	Rear mounting /Z Service distribution board /IVS
					P3-63	Surface mounting /I4 Rear mounting /Z
				P3-100	Surface mounting /I5 Rear mounting /Z	



000652

P5 Neutral terminal

- Front mounting, left
- Service distribution board mounting right

Description	Part number	Article number	Std. pack	Suitable for export to North America (US and Canada)	Suitable for	Mounting
Neutral terminal	N-P5-125/160E	280969	1	X	P5-125 and 160	Flush mounting /EA
	N-P5-125/160Z	280970	1	X	P5-125 and 160	Rear mounting /V
	N-P5-250/315E	280971	1	X	P5-250 and 315	Flush mounting /EA
	N-P5-250/315Z	280972	1	X	P5-250 and 315	Rear mounting /V



280969

P5 Ground terminal

- Front mounting, right
- Service distribution board mounting left

Description	Part number	Article number	Std. pack	Suitable for export to North America (US and Canada)	Suitable for	Mounting
Ground terminal	PE-P5-125/160E	280973	1	X	P5-125 and 160	Flush mounting /EA
	PE-P5-125/160Z	280974	1	X	P5-125 and 160	Rear mounting /V
	PE-P5-250/315E	280975	1	X	P5-250 and 315	Flush mounting /EA
	PE-P5-250/315Z	280976	1	X	P5-250 and 315	Rear mounting /V



280974

P1 Switch terminals

- For use with P1 Switch terminals and additional terminals such as auxiliary and neutral units

Description	Part number	Article number	Std. pack	Suitable for export to North America (US and Canada)	Suitable for	Mounting
Fork terminal	FORKTERM-P1	400136	8	X	P1	All mounting options



Photos are representative

Universal accessories

P1 and P3 Auxiliary contacts - 1 normally open (N/O), 1 normally close (N/C)

- Late break on switching, early-make off switching. The N/O is always connected as a load-shedding contact

Description	Part number	Article number	Std. pack	Suitable for export to North America (US and Canada)	Suitable for	Mounting
For left or right side mounting	HI11-PI/P3E	061813	5	✓	P1	Flush mounting /E or /EA
					P1	Center mounting /EZ
					P3	Flush mounting /E or /EA
For P1.../I2 optionally, NP1Z or HI11-P1/P3Z, can only be fitted on the left	HI11-PI/P3Z	062031	5	✓	P1	Surface mounting /I2
					P1	Rear mounting /V or /Z
					P1	Service distribution mounting /IVS
					P3-63	Surface mounting /I4
					P3-63	Rear mounting /V or /Z
					P3-63	Service distribution mounting /IVS
					P3-100	Surface mounting /I5
					P3-100	Rear mounting /V or /Z
	P3-100	Service distribution mounting /IVS				

Product standards	UL 60947-4-1, CSA - C22-.2 No 14-05 IEC/EN 60947-3, CE Marking
UL File No	E36332
UL CCN	NLRV
CSA File No	12528
CSA Class No	3211-05
NA Certification	UL Listed, CSA Certified



061813

P5 Auxiliary contacts - 2 normally open (N/O), 1 normally close (N/C)

Description	Part number	Article number	Std. pack	Suitable for export to North America (US and Canada)	Suitable for	Mounting
For left or right side mounting	HI21-P5-125/160E	280963	1		P5-125 and 160	Flush mounting /EA or /E
	HI21-P5-125/160Z	280964	1		P5-125 and 160	Rear mounting /V or Z
	HI21-P5-250/315E	280965	1		P5-250 and 315	Flush mounting /EA or /E
	HI21-P5-250/315Z	280966	1		P5-250 and 315	Rear mounting /V or Z



280964

Coupling drive (including push-in shaft)

Description	Part number	Article number	Std. pack	Suitable for export to North America (US and Canada)*	Suitable for	Mounting
Coupling drive for the retrofitting of switch T0 and T0.../XZ as rear mounting spare part to T0 and T3...Z	DE-T0	093487	1	✓	T0, T3	Rear mounting /Z
Coupling drive for the conversion of T5 and T5B.../E Flush mounting switch to rear mounting spare part for T5, T5B and P3.../Z	DE-P3	093972	1	✓	T5, T5B, P3	Flush mounting /E



093487



093972

Photos are representative

Universal accessories

Interlock sections

- With PE and neutral terminal connection
- Mounting on the back of flush mounting switch, with interlock function in rear mounting switches

Description	Part number	Article number	Std. pack	Suitable for export to North America (US and Canada)*	Suitable for	Mounting
Interlock sections - Mounting on the back of flush mounting switch	UV-T0	019925	1	✓	T0, T3	Flush mounting /E Centre mounting /EZ Rear mounting /Z
Interlock sections - With interlock function for rear mounting switches	UV-P3	048289	1	✓	T5B, T5	Flush mounting /E Rear mounting /Z



Shrouds

Description	Part number	Article number	Std. pack	Suitable for export to North America (US and Canada)***	Suitable for	Mounting
For flush mounting switches with up to 4 contact units Cable entries Quantity: 2 x Ø 20 mm + 2 x Ø 15 mm Cross section: 5 x 6 mm ² , 5 x 2.5 mm ²	H3-T0	093828	1	✓	T0, T3	Flush mounting /E
For covering the connection terminals of up to 2 contact units*.	H1-T5	045062	1	✓	T5B, T5	Flush mounting /E Rear mounting /Z
Extension for H1-T5 protective shroud on 3-8 contact units. One HZ-T5 required per contact unit	HZ-T5	045063	1	✓	H1-T5	
For covering the connection terminals on 3-pole switch-disconnectors*	H-P1	017253	5	✓	P1	Flush mounting /E
			5	✓	P1	Rear mounting /V
For covering the connection terminals on 4-pole switch-disconnectors*	H-P14	019626	5	✓	P1-...N, HI11	All mounting options
For covering the connection terminals on 3-pole open switch-disconnectors with N neutral terminal and/or HI11 auxiliary contact**	H-P3	021999	5	✓	P3	Flush mounting /EA
					P3	Rear mounting /V
					P3-...N, HI11	All mounting options
For covering the terminals	H-P5-125/160	293977	1	✓	P5	All mounting options
					H-P5-250/315	293978
Set (6 units) for covering the connection terminals	H-T8	200184	6	✓	T8-3-8342/...	All mounting options

* Can be optionally used for input wiring and/or outgoer

** The protective shroud is designed for mounting on the switch-disconnector on both sides; non required parts can be broken off

*** UL/CSA certification not required



093828



045062



045063



017253



019626



021999



293977 / 293978



200184

Photos are representative

Universal accessories

Control cable terminal

Terminal capacity:

- Solid or stranded 4 mm²
- Flexible with ferrules to DIN 46228: 4 mm²

Description	Part number	Article number	Std. pack	Suitable for export to North America (US and Canada)	Suitable for
Control cable terminal	ST-P5-250/314	280978	1	✓	P5-250/315



IP65 Insulated enclosures

Description	Number of contact units	Part number	Article number	Std. pack	Suitable for export to North America (US and Canada)	Suitable for	Mounting
IP65 insulated enclosure - With push-through cable entry diaphragm*	1-2	CI-K1-T0-2	207435	1	X	T0	Rear mounting /Z
	3-4	CI-K1-T0-4	207436	1	X		
	1-2	CI-K2-T3-2	207437	1	✓	T3	Rear mounting /Z
	3-4	CI-K2-T3-4	225325	1	✓		
	5	CI-K2-T3-5	207438	1	✓		
IP65 insulated enclosure - With metric knockouts	1-2	CI-K1H-T0-2	105854	1	X	T0	Rear mounting /Z
	3-4	CI-K1H-T0-4	105855	1	X		
	1-2	CI-K2H-T3-2	269462	1	X	T3	Rear mounting /Z
	3-4	CI-K2H-T3-4	105859	1	X		
	5	CI-K2H-T3-5	105860	1	X		
	1-2	CI-K4-T5B-2**	207439	1	✓	T5B	Flush mounting /E
	3-4	CI-K4-T5B-4**	207440	1	✓	T5B	Rear mounting /Z
	1-2	CI-K5-T5-2**	207441	1	✓	T5	Rear mounting /Z
	3-4	CI-K5-T5-4**	207442	1	✓		
	Only available together with basic unit	+I1H	105870	1	X	T0	Surface mounting I1
		+I2H	105871	1	X	T3	Surface mounting I2
				X	P1	Surface mounting I2	

* The diaphragm can be pierced with the cable. 1 contact unit = 2 contacts.

** For converting T5../Z into T5-../I5 and T5B-../E into T5B-../I4, order AW-T5-... extension terminal additionally. 1 contact unit = 2 contacts



207435 / 207436
105855 /

207437 / 269462
105859 / 105860

225325

207438

105854 / 105870
105871

207439 / 207440

207441

207442

Product standards	UL 60947-4-1 CSA - C22-2 No 14-05, CSA - C22-2 No 94 IEC/EN 60947-3 CE Marking
UL File No	E54120
UL CCN	MITW2
CSA File No	12528
CSA Class No	3211-07
NA Certification	UL Listed, CSA Certified
Degree of protection	IEC: IP65 UL/CSA Type 1, 3R, 4X, 12, 13 - indoor and outdoor use

Photos are representative

Universal accessories

Neutral terminals

Description	Flex cable	Part number	Article number	Std. pack	Suitable for export to North America (US and Canada)*	Suitable for	Mounting
Neutral terminal for connection of a 5th conductor	1-4 mm ²	K-CI-K1/2*	207451	20	✓	P1	Surface mounting I2
						T0	Surface mounting I1
						T3	Surface mounting I3
	1.5-16 mm ²	K-CI-K4	206916	20	✓	T5B	Surface mounting I4
						P3	Surface mounting I4
	10-35 mm ²	K-CI-K5	218488	20	✓	T5	Surface mounting I5
						P3	Surface mounting I5

* UL/CSA certification not required



206916



218488

Set of external brackets

Description	Part number	Article number	Std. pack	Suitable for export to North America (US and Canada)*	Suitable for	Mounting
Set of external fixing brackets, for fixing CI-K4 and CI-K5 directly on walls.	AB-CI-K4/5	206914	1	✓	T5B	Surface mounting I4
One set contains 4 brackets					P3-63	Surface mounting I4
					T5	Surface mounting I5
					P3-100	Surface mounting I5

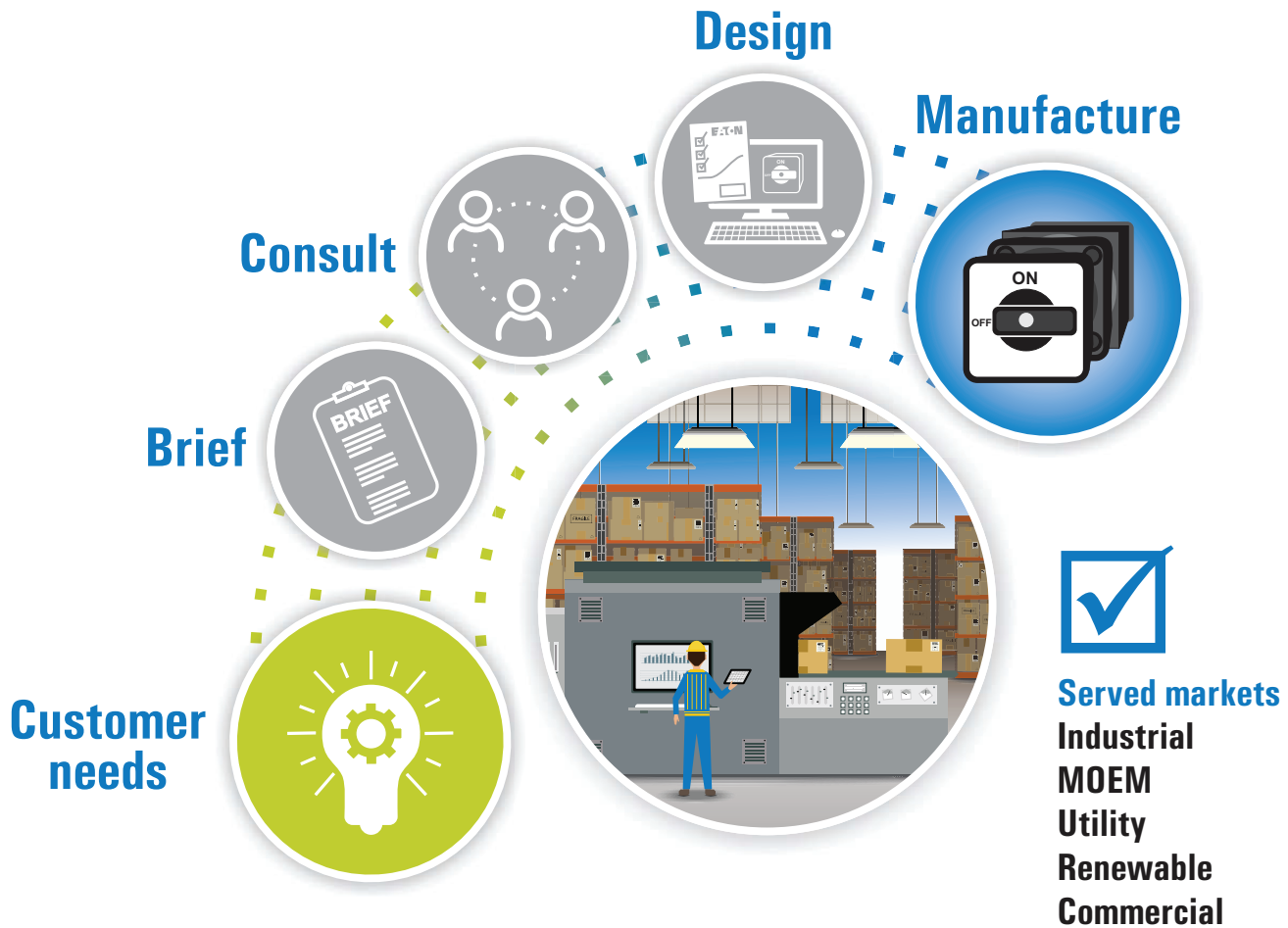
* UL/CSA certification not required



Photos are representative

Customised switch-disconnectors design service

Eaton supports custom solutions to suit your application needs thanks to over 50 years of expert knowledge in Switch-disconnectors design.



Our services include:

- Customised mounting connections.
- Acquire UL/IEC/CCC/CSA certificates.
- Customised testing such as temperature rise or vibration.
- Special plating for connection terminal.
- Modification of enclosures.
- Additional earthing arrangements.
- Custom printed face plates.
- Unique control switching configurations.

Contact us today...

buletechnical@eaton.com

Non standard Cam switches and Switch-disconnectors

T0 Cam switches

Rated current	Number of contact chambers	Mounting option	Main switch	Handle colour	Part number	Article number	Suitable for export to North America (US and Canada)
20 A	1	Flush mounting		Red	T0-1-SOND*/E	907765	✓
		Flush mounting	✓	Red	T0-1-SOND*/EA/SVB	907776	✓
		Flush mounting	✓	Black	T0-1-SOND*/EA/SVB-SW	908043	✓
		Centre mounting		Red	T0-1-SOND*/EZ	907787	✓
		Surface mounting in size 1 Ci-K Enclosure		Red	T0-1-SOND*/I1	207480	✓
		Surface mounting in size 1 Ci-K Enclosure	✓	Red	T0-1-SOND*/I1/SVB	207481	✓
		Surface mounting in size 1 Ci-K Enclosure	✓	Black	T0-1-SOND*/I1/SVB-SW	207482	✓
		Service distribution board		Red	T0-1-SOND*/IVS	907806	✓
		Rear mounting	✓	Red	T0-1-SOND*/V/SVB	907817	✓
		Rear mounting	✓	Black	T0-1-SOND*/V/SVB-SW	908054	✓
		Rear mounting		Red	T0-1-SOND*/Z	907839	✓
2	2	Flush mounting		Red	T0-2-SOND*/E	907766	✓
		Flush mounting	✓	Red	T0-2-SOND*/EA/SVB	907777	✓
		Flush mounting	✓	Black	T0-2-SOND*/EA/SVB-SW	908044	✓
		Centre mounting		Red	T0-2-SOND*/EZ	907788	✓
		Surface mounting in size 1 Ci-K Enclosure		Red	T0-2-SOND*/I1	207483	✓
		Surface mounting in size 1 Ci-K Enclosure	✓	Red	T0-2-SOND*/I1/SVB	207484	✓
		Surface mounting in size 1 Ci-K Enclosure	✓	Black	T0-2-SOND*/I1/SVB-SW	207485	✓
		Service distribution board		Red	T0-2-SOND*/IVS	907807	✓
		Rear mounting	✓	Red	T0-2-SOND*/V/SVB	907818	✓
		Rear mounting	✓	Black	T0-2-SOND*/V/SVB-SW	908055	✓
		Rear mounting		Red	T0-2-SOND*/Z	907840	✓
3	3	Flush mounting		Red	T0-3-SOND*/E	907767	✓
		Flush mounting	✓	Red	T0-3-SOND*/EA/SVB	907778	✓
		Flush mounting	✓	Black	T0-3-SOND*/EA/SVB-SW	908045	✓
		Centre mounting		Red	T0-3-SOND*/EZ	907789	✓
		Surface mounting in size 1 Ci-K Enclosure		Red	T0-3-SOND*/I1	207486	✓
		Surface mounting in size 1 Ci-K Enclosure	✓	Red	T0-3-SOND*/I1/SVB	207487	✓
		Surface mounting in size 1 Ci-K Enclosure	✓	Black	T0-3-SOND*/I1/SVB-SW	207488	✓
		Service distribution board		Red	T0-3-SOND*/IVS	907808	✓
		Rear mounting	✓	Red	T0-3-SOND*/V/SVB	907819	✓
		Rear mounting	✓	Black	T0-3-SOND*/V/SVB-SW	908056	✓
		Rear mounting		Red	T0-3-SOND*/Z	907841	✓
4	4	Flush mounting		Red	T0-4-SOND*/E	907768	✓
		Flush mounting	✓	Red	T0-4-SOND*/EA/SVB	907779	✓
		Flush mounting	✓	Black	T0-4-SOND*/EA/SVB-SW	908046	✓
		Centre mounting		Red	T0-4-SOND*/EZ	907790	✓
		Surface mounting in size 1 Ci-K Enclosure		Red	T0-4-SOND*/I1	207489	✓
		Surface mounting in size 1 Ci-K Enclosure	✓	Red	T0-4-SOND*/I1/SVB	207490	✓
		Surface mounting in size 1 Ci-K Enclosure	✓	Black	T0-4-SOND*/I1/SVB-SW	207491	✓
		Service distribution board		Red	T0-4-SOND*/IVS	907809	✓
		Rear mounting	✓	Red	T0-4-SOND*/V/SVB	907820	✓
		Rear mounting	✓	Black	T0-4-SOND*/V/SVB-SW	908057	✓
		Rear mounting		Red	T0-4-SOND*/Z	907842	✓

Note: Please use the 'Ordering non-standard contact sequences' order form when ordering for the first time. When placing repeat orders, specify the contact sequence number together (e.g. 47110GB).

For Standard information please refer to pages 180 and 181

Non standard Cam switches and Switch-disconnectors

T0 Cam switches

Rated current	Number of contact chambers	Mounting option	Main switch	Handle colour	Part number	Article number	Suitable for export to North America (US and Canada)
20 A	5	Flush mounting		Red	T0-5-SOND*/E	907769	✓
		Centre mounting		Red	T0-5-SOND*/EZ	907791	✓
		Service distribution board		Red	T0-5-SOND*/IVS	907810	✓
		Rear mounting		Red	T0-5-SOND*/Z	907843	✓
	6	Flush mounting		Red	T0-6-SOND*/E	907770	✓
		Centre mounting		Red	T0-6-SOND*/EZ	907792	✓
		Service distribution board		Red	T0-6-SOND*/IVS	907811	✓
		Rear mounting		Red	T0-6-SOND*/Z	907844	✓
	7	Flush mounting		Red	T0-7-SOND*/E	907771	✓
		Centre mounting		Red	T0-7-SOND*/EZ	907793	✓
		Service distribution board		Red	T0-7-SOND*/IVS	907812	✓
		Rear mounting		Red	T0-7-SOND*/Z	907845	✓
8	Flush mounting		Red	T0-8-SOND*/E	907772	✓	
	Centre mounting		Red	T0-8-SOND*/EZ	907794	✓	
	Service distribution board		Red	T0-8-SOND*/IVS	907813	✓	
	Rear mounting		Red	T0-8-SOND*/Z	907846	✓	
9	Flush mounting		Red	T0-9-SOND*/E	907773	✓	
	Centre mounting		Red	T0-9-SOND*/EZ	907795	✓	
	Service distribution board		Red	T0-9-SOND*/IVS	907814	✓	
	Rear mounting		Red	T0-9-SOND*/Z	907847	✓	
10	Flush mounting		Red	T0-10-SOND*/E	907774	✓	
	Centre mounting		Red	T0-10-SOND*/EZ	907796	✓	
	Service distribution board		Red	T0-10-SOND*/IVS	907815	✓	
	Rear mounting		Red	T0-11-SOND*/Z	907848	✓	
11	Flush mounting		Red	T0-11-SOND*/E	907775	✓	
	Centre mounting		Red	T0-11-SOND*/EZ	907797	✓	
	Service distribution board		Red	T0-11-SOND*/IVS	907816	✓	
	Rear mounting		Red	T0-11-SOND*/Z	907849	✓	

Note: Please use the 'Ordering non-standard contact sequences' order form when ordering for the first time. When placing repeat orders, specify the contact sequence number together (e.g. 47110GB).

For Standard information please refer to pages 180 and 181

Non standard Cam switches and Switch-disconnectors

T3 Cam switches

Rated current	Number of contact chambers	Mounting option	Main switch	Handle colour	Part number	Article number	Suitable for export to North America (US and Canada)
32 A	1	Flush mounting		Red	T3-1-SOND*/E	907850	✓
		Flush mounting	✓	Red	T3-1-SOND*/EA/SVB	907861	✓
		Flush mounting	✓	Black	T3-1-SOND*/EA/SVB-SW	908080	✓
		Centre mounting		Red	T3-1-SOND*/EZ	907872	✓
		Surface mounting in size 2 Ci-K Enclosure		Red	T3-1-SOND*/I2	207492	✓
		Surface mounting in size 2 Ci-K Enclosure	✓	Red	T3-1-SOND*/I2/SVB	207493	✓
		Surface mounting in size 2 Ci-K Enclosure	✓	Black	T3-1-SOND*/I2/SVB-SW	207494	✓
		Rear mounting	✓	Red	T3-1-SOND*/V/SVB	907891	✓
		Rear mounting	✓	Black	T3-1-SOND*/V/SVB-SW	908091	✓
	Rear mounting		Red	T3-1-SOND*/Z	907913	✓	
	2	Flush mounting		Red	T3-1-SOND*/E	907850	✓
		Flush mounting	✓	Red	T3-1-SOND*/EA/SVB	907861	✓
		Flush mounting	✓	Black	T3-1-SOND*/EA/SVB-SW	908080	✓
		Centre mounting		Red	T3-1-SOND*/EZ	907872	✓
		Surface mounting in size 2 Ci-K Enclosure		Red	T3-1-SOND*/I2	207492	✓
		Surface mounting in size 2 Ci-K Enclosure	✓	Red	T3-1-SOND*/I2/SVB	207493	✓
		Surface mounting in size 2 Ci-K Enclosure	✓	Black	T3-1-SOND*/I2/SVB-SW	207494	✓
		Rear mounting	✓	Red	T3-1-SOND*/V/SVB	907891	✓
Rear mounting		✓	Black	T3-1-SOND*/V/SVB-SW	908091	✓	
Rear mounting		Red	T3-1-SOND*/Z	907913	✓		
3	Flush mounting		Red	T3-1-SOND*/E	907852	✓	
	Flush mounting	✓	Red	T3-1-SOND*/EA/SVB	907863	✓	
	Flush mounting	✓	Black	T3-1-SOND*/EA/SVB-SW	908082	✓	
	Centre mounting		Red	T3-1-SOND*/EZ	907874	✓	
	Surface mounting in size 2 Ci-K Enclosure		Red	T3-1-SOND*/I2	207498	✓	
	Surface mounting in size 2 Ci-K Enclosure	✓	Red	T3-1-SOND*/I2/SVB	207499	✓	
	Surface mounting in size 2 Ci-K Enclosure	✓	Black	T3-1-SOND*/I2/SVB-SW	207500	✓	
	Rear mounting	✓	Red	T3-1-SOND*/V/SVB	907893	✓	
	Rear mounting	✓	Black	T3-1-SOND*/V/SVB-SW	908093	✓	
Rear mounting		Red	T3-1-SOND*/Z	907915	✓		
4	Flush mounting		Red	T3-1-SOND*/E	907852	✓	
	Flush mounting	✓	Red	T3-1-SOND*/EA/SVB	907863	✓	
	Flush mounting	✓	Black	T3-1-SOND*/EA/SVB-SW	908082	✓	
	Centre mounting		Red	T3-1-SOND*/EZ	907874	✓	
	Surface mounting in size 2 Ci-K Enclosure		Red	T3-1-SOND*/I2	207498	✓	
	Surface mounting in size 2 Ci-K Enclosure	✓	Red	T3-1-SOND*/I2/SVB	207499	✓	
	Surface mounting in size 2 Ci-K Enclosure	✓	Black	T3-1-SOND*/I2/SVB-SW	207500	✓	
	Rear mounting	✓	Red	T3-1-SOND*/V/SVB	907893	✓	
	Rear mounting	✓	Black	T3-1-SOND*/V/SVB-SW	908093	✓	
Rear mounting		Red	T3-1-SOND*/Z	907915	✓		

Note: Please use the 'Ordering non-standard contact sequences' order form when ordering for the first time. When placing repeat orders, specify the contact sequence number together (e.g. 47110GB).

For Standard information please refer to pages 180 and 181

Non standard Cam switches and Switch-disconnectors

T3 Cam switches

Rated current	Number of contact chambers	Mounting option	Main switch	Handle colour	Part number	Article number	Suitable for export to North America (US and Canada)
32 A	5	Flush mounting		Red	T3-5-SOND*/E	907850	✓
		Flush mounting	✓	Red	T3-5-SOND*/EA/SVB	907861	✓
		Flush mounting	✓	Black	T3-5-SOND*/EA/SVB-SW	908080	✓
		Centre mounting		Red	T3-5-SOND*/EZ	907872	✓
		Surface mounting in size 2 Ci-K Enclosure		Red	T3-5-SOND*/I2	207492	✓
		Surface mounting in size 2 Ci-K Enclosure	✓	Red	T3-5-SOND*/I2/SVB	207493	✓
		Surface mounting in size 2 Ci-K Enclosure	✓	Black	T3-5-SOND*/I2/SVB-SW	207494	✓
		Rear mounting	✓	Red	T3-5-SOND*/V/SVB	907891	✓
		Rear mounting	✓	Black	T3-5-SOND*/V/SVB-SW	908091	✓
		Rear mounting		Red	T3-5-SOND*/Z	907913	✓
6		Flush mounting		Red	T3-6-SOND*/E	907855	✓
		Flush mounting	✓	Red	T3-6-SOND*/EA/SVB	907866	✓
		Flush mounting	✓	Black	T3-6-SOND*/EA/SVB-SW	908085	✓
		Centre mounting		Red	T3-6-SOND*/EZ	907877	✓
		Rear mounting	✓	Red	T3-6-SOND*/V/SVB	907896	✓
		Rear mounting	✓	Black	T3-6-SOND*/V/SVB-SW	908096	✓
		Rear mounting		Red	T3-6-SOND*/Z	907918	✓
7		Flush mounting		Red	T3-7-SOND*/E	907856	✓
		Centre mounting		Red	T3-7-SOND*/EZ	907878	✓
		Rear mounting		Red	T3-7-SOND*/Z	907919	✓
8		Flush mounting		Red	T3-8-SOND*/E	907857	✓
		Centre mounting		Red	T3-8-SOND*/EZ	907879	✓
		Rear mounting		Red	T3-8-SOND*/Z	907920	✓
9		Flush mounting		Red	T3-9-SOND*/E	907858	✓
		Centre mounting		Red	T3-9-SOND*/EZ	907880	✓
		Rear mounting		Red	T3-9-SOND*/Z	907921	✓
10		Flush mounting		Red	T3-10-SOND*/E	907859	✓
		Centre mounting		Red	T3-10-SOND*/EZ	907881	✓
		Rear mounting		Red	T3-10-SOND*/Z	907922	✓
11		Flush mounting		Red	T3-11-SOND*/E	907860	✓
		Centre mounting		Red	T3-11-SOND*/EZ	907882	✓
		Rear mounting		Red	T3-11-SOND*/Z	907923	✓

Note: Please use the 'Ordering non-standard contact sequences' order form when ordering for the first time. When placing repeat orders, specify the contact sequence number together (e.g. 47110GB).

For Standard information please refer to pages 180 and 181

Non standard Cam switches and Switch-disconnectors

T5B Cam switches

Rated current	Number of contact chambers	Mounting option	Main switch	Handle colour	Part number	Article number	Suitable for export to North America (US and Canada)
63 A	1	Flush mounting		Red	T5B-1-SOND*/E	907924	✓
		Flush mounting	✓	Red	T5B-1-SOND*/EA/SVB	907934	✓
		Flush mounting	✓	Black	T5B-1-SOND*/EA/SVB-SW	908106	✓
		Surface mounting in size 4 Ci-K Enclosure		Red	T5B-1-SOND*/I4	207510	✓
		Surface mounting in size 4 Ci-K Enclosure	✓	Red	T5B-1-SOND*/I4/SVB	207511	✓
		Surface mounting in size 4 Ci-K Enclosure	✓	Black	T5B-1-SOND*/I4/SVB-SW	207512	✓
		Rear mounting	✓	Red	T5B-1-SOND*/V/SVB	907950	✓
		Rear mounting	✓	Black	T5B-1-SOND*/V/SVB-SW	908114	✓
		Rear mounting		Red	T5B-1-SOND*/Z	907968	✓
2	2	Flush mounting		Red	T5B-2-SOND*/E	907925	✓
		Flush mounting	✓	Red	T5B-2-SOND*/EA/SVB	907935	✓
		Flush mounting	✓	Black	T5B-2-SOND*/EA/SVB-SW	908107	✓
		Surface mounting in size 4 Ci-K Enclosure		Red	T5B-2-SOND*/I4	207514	✓
		Surface mounting in size 4 Ci-K Enclosure	✓	Red	T5B-2-SOND*/I4/SVB	207515	✓
		Surface mounting in size 4 Ci-K Enclosure	✓	Black	T5B-2-SOND*/I4/SVB-SW	207516	✓
		Rear mounting	✓	Red	T5B-2-SOND*/V/SVB	907951	✓
		Rear mounting	✓	Black	T5B-2-SOND*/V/SVB-SW	908115	✓
		Rear mounting		Red	T5B-2-SOND*/Z	907969	✓
3	3	Flush mounting		Red	T5B-3-SOND*/E	907926	✓
		Flush mounting	✓	Red	T5B-3-SOND*/EA/SVB	907936	✓
		Flush mounting	✓	Black	T5B-3-SOND*/EA/SVB-SW	908108	✓
		Surface mounting in size 4 Ci-K Enclosure		Red	T5B-3-SOND*/I4	207518	✓
		Surface mounting in size 4 Ci-K Enclosure	✓	Red	T5B-3-SOND*/I4/SVB	207519	✓
		Surface mounting in size 4 Ci-K Enclosure	✓	Black	T5B-3-SOND*/I4/SVB-SW	207520	✓
		Rear mounting	✓	Red	T5B-3-SOND*/V/SVB	907952	✓
		Rear mounting	✓	Black	T5B-3-SOND*/V/SVB-SW	908116	✓
		Rear mounting		Red	T5B-3-SOND*/Z	907970	✓
4	4	Flush mounting		Red	T5B-4-SOND*/E	907927	✓
		Flush mounting	✓	Red	T5B-4-SOND*/EA/SVB	907937	✓
		Flush mounting	✓	Black	T5B-4-SOND*/EA/SVB-SW	908109	✓
		Surface mounting in size 4 Ci-K Enclosure		Red	T5B-4-SOND*/I4	207521	✓
		Surface mounting in size 4 Ci-K Enclosure	✓	Red	T5B-4-SOND*/I4/SVB	207522	✓
		Surface mounting in size 4 Ci-K Enclosure	✓	Black	T5B-4-SOND*/I4/SVB-SW	207523	✓
		Rear mounting	✓	Red	T5B-4-SOND*/V/SVB	907953	✓
		Rear mounting	✓	Black	T5B-4-SOND*/V/SVB-SW	908117	✓
		Rear mounting		Red	T5B-4-SOND*/Z	907971	✓

Note: Please use the 'Ordering non-standard contact sequences' order form when ordering for the first time. When placing repeat orders, specify the contact sequence number together (e.g. 47110GB).

For Standard information please refer to pages 180 and 181

Non standard Cam switches and Switch-disconnectors

T5B Cam switches

Rated current	Number of contact chambers	Mounting option	Main switch	Handle colour	Part number	Article number	Suitable for export to North America (US and Canada)
63 A	5	Flush mounting		Red	T5B-5-SOND*/E	907928	✓
		Flush mounting	✓	Red	T5B-5-SOND*/EA/SVB	907938	✓
		Flush mounting	✓	Black	T5B-5-SOND*/EA/SVB-SW	908110	✓
		Rear mounting	✓	Red	T5B-5-SOND*/V/SVB	907954	✓
		Rear mounting	✓	Black	T5B-5-SOND*/V/SVB-SW	908118	✓
		Rear mounting		Red	T5B-5-SOND*/Z	907972	✓
	6	Flush mounting		Red	T5B-6-SOND*/E	907929	✓
		Flush mounting	✓	Red	T5B-6-SOND*/EA/SVB	907939	✓
		Flush mounting	✓	Black	T5B-6-SOND*/EA/SVB-SW	908111	✓
		Rear mounting	✓	Red	T5B-6-SOND*/V/SVB	907955	✓
		Rear mounting	✓	Black	T5B-6-SOND*/V/SVB-SW	908119	✓
		Rear mounting		Red	T5B-6-SOND*/Z	907973	✓
	7	Flush mounting		Red	T5B-7-SOND*/E	907930	✓
		Flush mounting	✓	Red	T5B-7-SOND*/EA/SVB	907940	✓
		Flush mounting	✓	Black	T5B-7-SOND*/EA/SVB-SW	908112	✓
		Rear mounting	✓	Red	T5B-7-SOND*/V/SVB	907956	✓
		Rear mounting	✓	Black	T5B-7-SOND*/V/SVB-SW	908120	✓
		Rear mounting		Red	T5B-7-SOND*/Z	907974	✓
8	Flush mounting		Red	T5B-8-SOND*/E	907931	✓	
	Flush mounting	✓	Red	T5B-8-SOND*/EA/SVB	907941	✓	
	Flush mounting	✓	Black	T5B-8-SOND*/EA/SVB-SW	908113	✓	
	Rear mounting	✓	Red	T5B-8-SOND*/V/SVB	907957	✓	
	Rear mounting	✓	Black	T5B-8-SOND*/V/SVB-SW	908121	✓	
	Rear mounting		Red	T5B-8-SOND*/Z	907975	✓	
9	Flush mounting		Red	T5B-9-SOND*/E	907932	✓	
	Rear mounting		Red	T5B-9-SOND*/Z	907976	✓	
10	Flush mounting		Red	T5B-10-SOND*/E	907933	✓	
	Rear mounting		Red	T5B-10-SOND*/Z	907977	✓	

Note: Please use the 'Ordering non-standard contact sequences' order form when ordering for the first time. When placing repeat orders, specify the contact sequence number together (e.g. 47110GB).

For Standard information please refer to pages 180 and 181

Non standard Cam switches and Switch-disconnectors

T5 Cam switches

Rated current	Number of contact chambers	Mounting option	Main switch	Handle colour	Part number	Article number	Suitable for export to North America (US and Canada)
100 A	1	Flush mounting		Red	T5-1-SOND*/E	907978	✓
		Flush mounting	✓	Red	T5-1-SOND*/EA/SVB	908031	✓
		Flush mounting	✓	Black	T5-1-SOND*/EA/SVB-SW	908126	✓
		Surface mounting in size 5 Ci-K Enclosure		Red	T5-1-SOND*/I4	207524	✓
		Surface mounting in size 5 Ci-K Enclosure	✓	Red	T5-1-SOND*/I4/SVB	207525	✓
		Surface mounting in size 5 Ci-K Enclosure	✓	Black	T5-1-SOND*/I4/SVB-SW	207526	✓
		Rear mounting	✓	Red	T5-1-SOND*/V/SVB	908003	✓
		Rear mounting	✓	Black	T5-1-SOND*/V/SVB-SW	908134	✓
		Rear mounting		Red	T5-1-SOND*/Z	908021	✓
2	2	Flush mounting		Red	T5-2-SOND*/E	907979	✓
		Flush mounting	✓	Red	T5-2-SOND*/EA/SVB	907988	✓
		Flush mounting	✓	Black	T5-2-SOND*/EA/SVB-SW	908127	✓
		Surface mounting in size 4 Ci-K Enclosure		Red	T5-2-SOND*/I4	207527	✓
		Surface mounting in size 4 Ci-K Enclosure	✓	Red	T5-2-SOND*/I4/SVB	207528	✓
		Surface mounting in size 4 Ci-K Enclosure	✓	Black	T5-2-SOND*/I4/SVB-SW	207529	✓
		Rear mounting	✓	Red	T5-2-SOND*/V/SVB	908004	✓
		Rear mounting	✓	Black	T5-2-SOND*/V/SVB-SW	908135	✓
		Rear mounting		Red	T5-2-SOND*/Z	908022	✓
3	3	Flush mounting		Red	T5-3-SOND*/E	907980	✓
		Flush mounting	✓	Red	T5-3-SOND*/EA/SVB	907989	✓
		Flush mounting	✓	Black	T5-3-SOND*/EA/SVB-SW	908128	✓
		Surface mounting in size 4 Ci-K Enclosure		Red	T5-3-SOND*/I4	207530	✓
		Surface mounting in size 4 Ci-K Enclosure	✓	Red	T5-3-SOND*/I4/SVB	207531	✓
		Surface mounting in size 4 Ci-K Enclosure	✓	Black	T5-3-SOND*/I4/SVB-SW	207532	✓
		Rear mounting	✓	Red	T5-3-SOND*/V/SVB	908005	✓
		Rear mounting	✓	Black	T5-3-SOND*/V/SVB-SW	908136	✓
		Rear mounting		Red	T5-3-SOND*/Z	908023	✓
4	4	Flush mounting		Red	T5-4-SOND*/E	907981	✓
		Flush mounting	✓	Red	T5-4-SOND*/EA/SVB	907990	✓
		Flush mounting	✓	Black	T5-4-SOND*/EA/SVB-SW	908129	✓
		Surface mounting in size 4 Ci-K Enclosure		Red	T5-4-SOND*/I4	207533	✓
		Surface mounting in size 4 Ci-K Enclosure	✓	Red	T5-4-SOND*/I4/SVB	207534	✓
		Surface mounting in size 4 Ci-K Enclosure	✓	Black	T5-4-SOND*/I4/SVB-SW	207535	✓
		Rear mounting	✓	Red	T5-4-SOND*/V/SVB	908005	✓
		Rear mounting	✓	Black	T5-4-SOND*/V/SVB-SW	908137	✓

Note: Please use the 'Ordering non-standard contact sequences' order form when ordering for the first time. When placing repeat orders, specify the contact sequence number together (e.g. 47110GB).

For Standard information please refer to pages 180 and 181

Non standard Cam switches and Switch-disconnectors

T5 Cam switches

Rated current	Number of contact chambers	Mounting option	Main switch	Handle colour	Part number	Article number	Suitable for export to North America (US and Canada)
100 A	5	Flush mounting		Red	T5-5-SOND*/E	907982	✓
		Flush mounting	✓	Red	T5-5-SOND*/EA/SVB	908991	✓
		Flush mounting	✓	Black	T5-5-SOND*/EA/SVB-SW	908130	✓
		Rear mounting	✓	Red	T5-5-SOND*/V/SVB	908007	✓
		Rear mounting	✓	Black	T5-5-SOND*/V/SVB-SW	908138	✓
		Rear mounting		Red	T5-5-SOND*/Z	908025	✓
	6	Flush mounting		Red	T5-6-SOND*/E	907983	✓
		Flush mounting	✓	Red	T5-6-SOND*/EA/SVB	908992	✓
		Flush mounting	✓	Black	T5-6-SOND*/EA/SVB-SW	908131	✓
		Rear mounting	✓	Red	T5-6-SOND*/V/SVB	908008	✓
		Rear mounting	✓	Black	T5-6-SOND*/V/SVB-SW	908139	✓
		Rear mounting		Red	T5-6-SOND*/Z	908026	✓
	7	Flush mounting		Red	T5-7-SOND*/E	907984	✓
		Flush mounting	✓	Red	T5-7-SOND*/EA/SVB	908993	✓
		Flush mounting	✓	Black	T5-7-SOND*/EA/SVB-SW	908132	✓
		Rear mounting	✓	Red	T5-7-SOND*/V/SVB	908009	✓
		Rear mounting	✓	Black	T5-7-SOND*/V/SVB-SW	908140	✓
		Rear mounting		Red	T5-7-SOND*/Z	908027	✓
8	Flush mounting		Red	T5-8-SOND*/E	907985	✓	
	Flush mounting	✓	Red	T5-8-SOND*/EA/SVB	908994	✓	
	Flush mounting	✓	Black	T5-8-SOND*/EA/SVB-SW	908133	✓	
	Rear mounting	✓	Red	T5-8-SOND*/V/SVB	908010	✓	
	Rear mounting	✓	Black	T5-8-SOND*/V/SVB-SW	908141	✓	
	Rear mounting		Red	T5-8-SOND*/Z	908028	✓	
9	Flush mounting		Red	T5-9-SOND*/E	907986	✓	
	Flush mounting	✓	Red	T5-9-SOND*/EA/SVB	908029	✓	
	Flush mounting	✓	Black	T5-9-SOND*/EA/SVB-SW	907987	✓	
	Rear mounting	✓	Red	T5-9-SOND*/V/SVB	908030	✓	

Note: Please use the 'Ordering non-standard contact sequences' order form when ordering for the first time. When placing repeat orders, specify the contact sequence number together (e.g. 47110GB).

For Standard information please refer to pages 180 and 181

Non standard Cam switches and Switch-disconnectors

TM Non-standard switches - SOND-ERSTBESTELLUNG

For new orders with a completed form

Rated current	Number of contact chambers	Mounting option	Main switch	Part number	Article number	Suitable for export to North America (US and Canada)
10 A	1	Flush mounting		TM-1-SOND-ERSTBESTELLUNG/E	208261	✓
	1	Centre mounting		TM-1-SOND-ERSTBESTELLUNG/EZ	208262	✓
	1	Service distribution board		TM-1-SOND-ERSTBESTELLUNG/IVS	225347	✓
	2	Flush mounting		TM-2-SOND-ERSTBESTELLUNG/E	208263	✓
	2	Centre mounting		TM-2-SOND-ERSTBESTELLUNG/EZ	208264	✓
	2	Service distribution board		TM-2-SOND-ERSTBESTELLUNG/IVS	225349	✓
	3	Flush mounting		TM-3-SOND-ERSTBESTELLUNG/E	208265	✓
	3	Centre mounting		TM-3-SOND-ERSTBESTELLUNG/EZ	208266	✓
	4	Flush mounting		TM-4-SOND-ERSTBESTELLUNG/E	208267	✓
	4	Centre mounting		TM-4-SOND-ERSTBESTELLUNG/EZ	208268	✓
	5	Flush mounting		TM-5-SOND-ERSTBESTELLUNG/E	208269	✓
	5	Centre mounting		TM-5-SOND-ERSTBESTELLUNG/EZ	208270	✓
	6	Flush mounting		TM-6-SOND-ERSTBESTELLUNG/E	208271	✓
	6	Centre mounting		TM-6-SOND-ERSTBESTELLUNG/EZ	208272	✓
	7	Flush mounting		TM-7-SOND-ERSTBESTELLUNG/E	208273	✓
	7	Centre mounting		TM-7-SOND-ERSTBESTELLUNG/EZ	208274	✓
	8	Flush mounting		TM-8-SOND-ERSTBESTELLUNG/E	208275	✓
	8	Centre mounting		TM-8-SOND-ERSTBESTELLUNG/EZ	208276	✓

TM Non-standard switches - SOND

For repeat orders for which the design number is already known Form F02 is not required for this purpose. The design number is a six-digit number and must always be greater than 200000.

Rated current	Number of contact chambers	Mounting option	Main switch	Part number	Article number	Suitable for export to North America (US and Canada)
10 A	1	Flush mounting		TM-1-SOND*/E	907749	✓
	2	Flush mounting		TM-2-SOND*/E	907763	✓
	3	Flush mounting		TM-3-SOND*/E	907750	✓
	4	Flush mounting		TM-4-SOND*/E	907751	✓
	5	Flush mounting		TM-5-SOND*/E	907764	✓
	6	Flush mounting		TM-6-SOND*/E	907752	✓
	7	Flush mounting		TM-7-SOND*/E	907753	✓
	8	Flush mounting		TM-8-SOND*/E	907754	✓
	1	Centre mounting		TM-1-SOND*/E	907755	✓
	2	Centre mounting		TM-2-SOND*/EZ	907756	✓
	3	Centre mounting		TM-3-SOND*/EZ	907757	✓
	4	Centre mounting		TM-4-SOND*/EZ	907758	✓
	5	Centre mounting		TM-5-SOND*/EZ	907759	✓
	6	Centre mounting		TM-6-SOND*/EZ	907760	✓
	7	Centre mounting		TM-7-SOND*/EZ	907761	✓
	8	Centre mounting		TM-8-SOND*/EZ	907762	✓
	1	Service distribution board		TM-1-SOND*/IVS	225346	✓
	2	Service distribution board		TM-2-SOND*/IVS	225348	✓

For Standard information please refer to pages 180 and 181

Non standard Cam switches and Switch-disconnectors

Ordering of non standard contact sequences

Switch size	Number of contacts units (2 contacts per contact unit)		Contact sequence number	Mounting form	Accessories
	Max units	Contacts max.	With country ID corresponding to the country of manufacture. Send completed forms (as shown page 175) if ordering for the first time. The contact sequence number is specified by the supplying factory. Specifying the part no is enough when placing repeat orders.	Flush mounting: /E	Always specify completely for every order
T0	11	22		Centre mounting: /EZ (for T0, T3)	
T3	11	22		Surface mounting: /I ⁽¹⁾	For TM.../EZ only +EZ/S possible
T5B	10	20		Service distribution board mounting: /IVS (for T0)	
T5	10	20		Rear mounting: /Z	
TM	8	16		Flush mounting main switch EA/SVB ⁽²⁾	
			Surface mounting main switch: I../SVB		
			Rear mounting main switch: /V/SVB ⁽²⁾		
			Designs for: TM: /E/EZ or /IVS		

Contact sequence

The adjacent form makes it easier to specify the contact sequence.

Switching angle

30, 45, 60, 90°

Preferred angle: 60°

For On-Off switches: 90°

For main switches: 90° as FS 908

Changeover with interruption between 2 positions (ON-OFF-ON) not permissible for T0, T3 and TM = 30°, 45°; for T5 (T5B) = 30°

Star delta switch only with switching angle ≥ 60°

Terminal marking

TM switches have consecutive terminal markings starting with 1.

Automatic (spring) return

The switching action is limited by a stop. The switch returns under spring pressure to the last position. Where a switch has Automatic (spring) return from both directions, a maximum of max. 3 positions can be traversed.

The Automatic (spring) return angle is ≤ ½ switching angle. A max of 6 contacts can be returned at the same time.

The switching angle of Automatic (spring) return TM mini rotary switch must be ≥ 60°.

Fleeting contacts

The duration of the fleeting contact depends primarily on the actuation speed. In order to actuate a contactor with a fleeting pulse, the switching angle of the cam switch must not be less than 60°, since the pulse time can be too short if the switching angle is smaller. Fleeting contact elements always cooperate in **both** operating directions.

Complete rotation

Only possible with a total switching angle at 360° the direction of switching can be either operating direction. The number of switch position multiplied by the switching angle must be 360°, TM with 12 positions (one every 30°) only available with complete rotation, not with stop.

Front plates

Front plates are part of the equipment supplied with a 'first order of rotary switch' and therefore do **not** need to be ordered separately.

Number of contact units

Number of contact/2 = Round up to nearest whole number

The number chamber = contact unit (BE) has 1 or 2 contacts, each of which is actuated by a cam.

In T5(B) there is a common cam for both contacts. Because of this, the following applies for T5(B): If the total switching angle is **less than 180°**, the contacts can be switched **independently** of each other. With switching angles for greater than or equal to 180°, there can only be 2 contacts in the same chamber, if their switching sequences are the same but are offset by 180° (e.g. T55-4-8235 step switch)


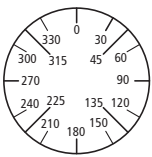
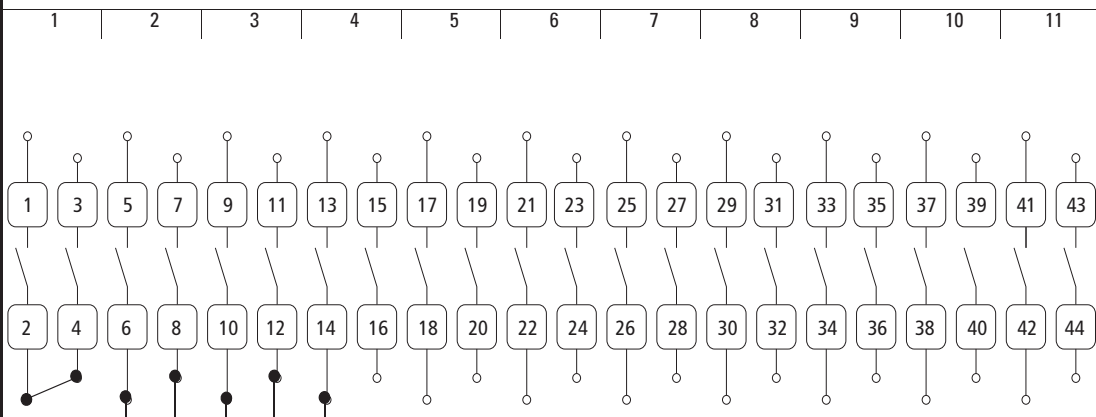
Standard features

Same as cam switch with standard contact sequence.

Note: It is possible that the order of the contacts is altered due to technical reasons. For special switches, bridges are only possible between an even or uneven number. Other connections must be made by the user installation.

(1)	For T0-.../I1 max 4 contact units For T3-.../I2 max 5 contact units
(2)	For T0 up to a max 8 contact = 4 BE For T3: up to a max. of 12 contacts = 6 BE

Non standard Cam switches and Switch-disconnectors

Non-standard contact sequence ordering example																																																				
 Binding document for ordering T cam switch combinations for the first time																																																				
Order No.: 123456	Item: 7	Office: Cologne	Author: HWS																																																	
Customer: Sample Company						Customer no.: A4711/2004			Date: 29.2.2004																																											
Quantity: 3		Switching angle:		Part no.:		Number of contacts:		Mounting form:																																												
Euros/unit:		<input type="checkbox"/> 30 <input type="checkbox"/> 45 <input type="checkbox"/> 60 <input type="checkbox"/> 90	<input type="checkbox"/> TM <input type="checkbox"/> T0 <input type="checkbox"/> T3 <input type="checkbox"/> T5B <input type="checkbox"/> T5	<input type="checkbox"/> 1 <input type="checkbox"/> 2 <input type="checkbox"/> 3 <input type="checkbox"/> 4 <input type="checkbox"/> 5 <input type="checkbox"/> 6 <input type="checkbox"/> 7 <input type="checkbox"/> 8 <input type="checkbox"/> 9 <input type="checkbox"/> 10 <input type="checkbox"/> 11	<input type="checkbox"/> 12 <input type="checkbox"/> 13 <input type="checkbox"/> 14 <input type="checkbox"/> 15 <input type="checkbox"/> 16 <input type="checkbox"/> 17 <input type="checkbox"/> 18 <input type="checkbox"/> 19 <input type="checkbox"/> 20 <input type="checkbox"/> 21 <input type="checkbox"/> 22	<input type="checkbox"/> E <input type="checkbox"/> EA/SVB <input type="checkbox"/> EZ <input type="checkbox"/> I... <input type="checkbox"/> I.../SVB <input type="checkbox"/> IVS <input type="checkbox"/> V/SVB <input type="checkbox"/> Z <input type="checkbox"/> + ST-0 <input type="checkbox"/> + _____	<input type="checkbox"/> EA/SVB-SW <input type="checkbox"/> I.../SVB-SW <input type="checkbox"/> V/SVB-SW																																													
Max. characters per position <table border="1"> <thead> <tr> <th>Degrees</th> <th>TM-E</th> <th>TM-EZ</th> <th>TM-IVS</th> <th>T0(3)</th> <th>T5(B)</th> </tr> </thead> <tbody> <tr> <td>0.18</td> <td>5</td> <td>5</td> <td>6</td> <td>13</td> <td>13</td> </tr> <tr> <td>30, 210, 330</td> <td>8</td> <td>7</td> <td>4</td> <td>8</td> <td>8</td> </tr> <tr> <td>45, 135, 225, 315</td> <td>6</td> <td>5</td> <td>4</td> <td>6</td> <td>7</td> </tr> <tr> <td>60, 120, 240, 300</td> <td>5</td> <td>5</td> <td>3</td> <td>5</td> <td>7</td> </tr> <tr> <td>90, 270</td> <td>5</td> <td>4</td> <td>1</td> <td>4</td> <td>7</td> </tr> <tr> <td>150</td> <td>4</td> <td>4</td> <td>4</td> <td>8</td> <td>8</td> </tr> </tbody> </table>											Degrees	TM-E	TM-EZ	TM-IVS	T0(3)	T5(B)	0.18	5	5	6	13	13	30, 210, 330	8	7	4	8	8	45, 135, 225, 315	6	5	4	6	7	60, 120, 240, 300	5	5	3	5	7	90, 270	5	4	1	4	7	150	4	4	4	8	8
Degrees	TM-E	TM-EZ	TM-IVS	T0(3)	T5(B)																																															
0.18	5	5	6	13	13																																															
30, 210, 330	8	7	4	8	8																																															
45, 135, 225, 315	6	5	4	6	7																																															
60, 120, 240, 300	5	5	3	5	7																																															
90, 270	5	4	1	4	7																																															
150	4	4	4	8	8																																															
Front plate no. FS		Contact units																																																		
<input type="radio"/> Complete rotation <input type="radio"/> Automatic spring-return 																																																				
Inscription																																																				
Degrees		1	3	5	7	9	11	13	15	17	19	21	23	25	27	29	31	33	35	37	39	41	43																													
		2	4	6	8	10	12	14	16	18	20	22	24	26	28	30	32	34	36	38	40	42	44																													
270	1	X	X	X	X	X		X																																												
300																																																				
315																																																				
330	2	X	X	X					X																																											
0							X																																													
30	3	X			X	X																																														
45																																																				
60	4								X																																											
90										X																																										
120																																																				
135																																																				
150																																																				
180																																																				
210																																																				
225																																																				
240																																																				
Key withdrawable		X	Part no. for repeat orders (to be filled in by factory)																																																	
			T _____																																																	
			Key withdrawability for ..S-T0 and SVA-T3: Pos. 1: Key withdrawable Pos. 2: Key withdrawable Pos. 3: Key withdrawable Pos. 4: Key not withdrawable } In the case of SVA-T3, the unit can still be switched between positions 1 and 2 if the key has been removed..																																																	

Non standard Cam switches and Switch-disconnectors

EATON		Binding document for initial orders for T rotary switch combinations																																																																						
Order number:		Item:		Office:		Name:																																																																		
Customer:				Customer number:		Date:																																																																		
Note: The number of possible contacts, as well as the possible combinations with mounting forms are shown in the Main Catalogue.	Quantity:	Switching angle:	Type:	No. of contacts:		Mounting form:																																																																		
	Euro/each:	<input type="checkbox"/> 30 <input type="checkbox"/> 45 <input type="checkbox"/> 60 <input type="checkbox"/> 90	<input type="checkbox"/> TM <input type="checkbox"/> T0 <input type="checkbox"/> T3 <input type="checkbox"/> T5B <input type="checkbox"/> T5	<input type="checkbox"/> 1 <input type="checkbox"/> 12 <input type="checkbox"/> 2 <input type="checkbox"/> 13 <input type="checkbox"/> 3 <input type="checkbox"/> 14 <input type="checkbox"/> 4 <input type="checkbox"/> 15 <input type="checkbox"/> 5 <input type="checkbox"/> 16 <input type="checkbox"/> 6 <input type="checkbox"/> 17 <input type="checkbox"/> 7 <input type="checkbox"/> 18 <input type="checkbox"/> 8 <input type="checkbox"/> 19 <input type="checkbox"/> 9 <input type="checkbox"/> 20 <input type="checkbox"/> 10 <input type="checkbox"/> 21 <input type="checkbox"/> 11 <input type="checkbox"/> 22	<input type="checkbox"/> E <input type="checkbox"/> EA/SVB <input type="checkbox"/> EA/SVB-SW <input type="checkbox"/> EZ <input type="checkbox"/> I... <input type="checkbox"/> I.../SVB <input type="checkbox"/> I.../SVB-SW <input type="checkbox"/> IVS <input type="checkbox"/> V/SVB <input type="checkbox"/> V/SVB-SW <input type="checkbox"/> XZ <input type="checkbox"/> Z <input type="checkbox"/> + <input style="width: 50px; height: 15px;" type="text"/> <input type="checkbox"/> + <input style="width: 50px; height: 15px;" type="text"/>																																																																			
Max. characters per switching angle on FS plate <table border="1" style="width:100%; border-collapse: collapse;"> <thead> <tr> <th>Degrees</th> <th>TM-E</th> <th>TM-EZ</th> <th>TM-IVS</th> <th>T0(3)</th> <th>T5(B)</th> </tr> </thead> <tbody> <tr><td>0</td><td>5</td><td>5</td><td>6</td><td>13</td><td>13</td></tr> <tr><td>30, 210, 330</td><td>8</td><td>7</td><td>4</td><td>8</td><td>8</td></tr> <tr><td>45, 135, 225, 315</td><td>6</td><td>5</td><td>4</td><td>6</td><td>7</td></tr> <tr><td>60, 120, 240, 300</td><td>5</td><td>5</td><td>3</td><td>5</td><td>7</td></tr> <tr><td>90, 270</td><td>5</td><td>4</td><td>1</td><td>4</td><td>7</td></tr> <tr><td>150</td><td>4</td><td>4</td><td>4</td><td>8</td><td>8</td></tr> <tr><td>180</td><td>5</td><td>5</td><td>6</td><td>7</td><td>13</td></tr> </tbody> </table>								Degrees	TM-E	TM-EZ	TM-IVS	T0(3)	T5(B)	0	5	5	6	13	13	30, 210, 330	8	7	4	8	8	45, 135, 225, 315	6	5	4	6	7	60, 120, 240, 300	5	5	3	5	7	90, 270	5	4	1	4	7	150	4	4	4	8	8	180	5	5	6	7	13																	
Degrees	TM-E	TM-EZ	TM-IVS	T0(3)	T5(B)																																																																			
0	5	5	6	13	13																																																																			
30, 210, 330	8	7	4	8	8																																																																			
45, 135, 225, 315	6	5	4	6	7																																																																			
60, 120, 240, 300	5	5	3	5	7																																																																			
90, 270	5	4	1	4	7																																																																			
150	4	4	4	8	8																																																																			
180	5	5	6	7	13																																																																			
Front plate no.:	Contact units																																																																							
FS	<table border="1" style="width:100%; border-collapse: collapse;"> <thead> <tr> <th>1</th><th>2</th><th>3</th><th>4</th><th>5</th><th>6</th><th>7</th><th>8</th><th>9</th><th>10</th><th>11</th> </tr> </thead> <tbody> <tr> <td style="text-align: center;">1</td><td style="text-align: center;">3</td><td style="text-align: center;">5</td><td style="text-align: center;">7</td><td style="text-align: center;">9</td><td style="text-align: center;">11</td><td style="text-align: center;">13</td><td style="text-align: center;">15</td><td style="text-align: center;">17</td><td style="text-align: center;">19</td><td style="text-align: center;">21</td><td style="text-align: center;">23</td><td style="text-align: center;">25</td><td style="text-align: center;">27</td><td style="text-align: center;">29</td><td style="text-align: center;">31</td><td style="text-align: center;">33</td><td style="text-align: center;">35</td><td style="text-align: center;">37</td><td style="text-align: center;">39</td><td style="text-align: center;">41</td><td style="text-align: center;">43</td> </tr> <tr> <td style="text-align: center;">2</td><td style="text-align: center;">4</td><td style="text-align: center;">6</td><td style="text-align: center;">8</td><td style="text-align: center;">10</td><td style="text-align: center;">12</td><td style="text-align: center;">14</td><td style="text-align: center;">16</td><td style="text-align: center;">18</td><td style="text-align: center;">20</td><td style="text-align: center;">22</td><td style="text-align: center;">24</td><td style="text-align: center;">26</td><td style="text-align: center;">28</td><td style="text-align: center;">30</td><td style="text-align: center;">32</td><td style="text-align: center;">34</td><td style="text-align: center;">36</td><td style="text-align: center;">38</td><td style="text-align: center;">40</td><td style="text-align: center;">42</td><td style="text-align: center;">44</td> </tr> </tbody> </table>																	1	2	3	4	5	6	7	8	9	10	11	1	3	5	7	9	11	13	15	17	19	21	23	25	27	29	31	33	35	37	39	41	43	2	4	6	8	10	12	14	16	18	20	22	24	26	28	30	32	34	36	38	40	42	44
1	2	3	4	5	6	7	8	9	10	11																																																														
1	3	5	7	9	11	13	15	17	19	21	23	25	27	29	31	33	35	37	39	41	43																																																			
2	4	6	8	10	12	14	16	18	20	22	24	26	28	30	32	34	36	38	40	42	44																																																			
Degrees	Inscription	1	3	5	7	9	11	13	15	17	19	21	23	25	27	29	31	33	35	37	39	41	43																																																	
		2	4	6	8	10	12	14	16	18	20	22	24	26	28	30	32	34	36	38	40	42	44																																																	
270																																																																								
300																																																																								
315																																																																								
330																																																																								
0																																																																								
30																																																																								
45																																																																								
60																																																																								
90																																																																								
120																																																																								
135																																																																								
150																																																																								
180																																																																								
210																																																																								
225																																																																								
240																																																																								
Key withdrawable	Type for re-ordering (to be filled in by factory) T																																																																							

EATON		Binding document for initial orders of non-standard front plates	
Order number:		Item:	
Office:		Name:	
Customer:		Customer number:	
Quantity:		Euro/each:	
		Date:	

The text is always centered in the text box

Non-Standard Front Plates

Inscription:

Front plate with black lettering

Insert Text

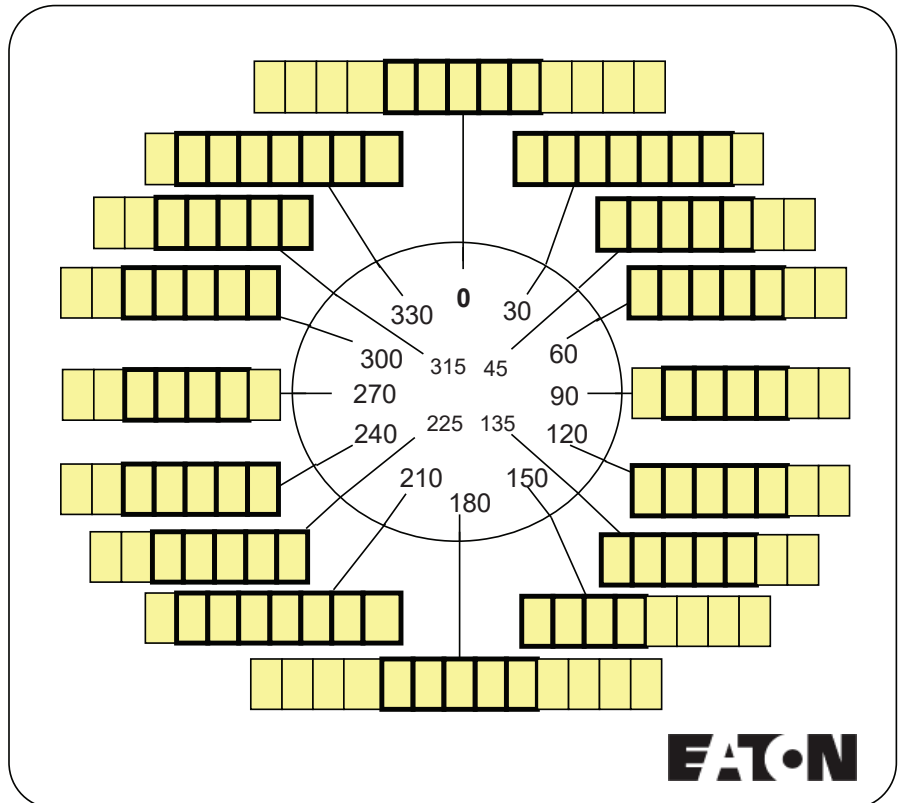
Note: The maximum number of characters allowed outside the marked areas!

Type Non-standard front plate T0, T3 or P1
 FS-SOND-ERSTBESTELLUNG-T0
 (SAP-Nr: 225355)
 Height of ≤ 2 characters 4 mm
 letters ≥ 2 characters 3 mm

Type Non-standard front plate T5B, T5 or P3
 FS-SOND-ERSTBESTELLUNG-P3
 (SAP-Nr: 225356)
 Height of ≤ 2 characters 8 mm
 letters ≥ 2 characters 5 mm

Type Non-standard front plate TM/E
 TM/E-FRONTSCCHILD-NR(*)
 (SAP-Nr: 239021)

Type Non-standard front plate TM/EZ
 TM/EZ-FRONTSCCHILD-NR(*)
 (SAP-Nr: 239022)
 Height of ≤ 2 characters 3,5 mm
 letters ≥ 2 characters 3 mm



For P1 and P3 complete only the 270° and 0° positions

Maximal numbers of characters possible position

Degrees	TM-E	TM-EZ	T0/P1	T5/P3
0	5	5	13	13
30, 210, 330	8	7	8	8
45, 135, 225, 315	6	5	6	7
60, 120, 240, 300	5	5	5	7
90, 270	5	4	4	7
150	4	4	8	8
180	5	5	7	13

Dimensions

Type	Size of front plate
TM-.../E	29 x 29 mm (for frame size 30 x 30)
TM-.../EZ	29 x 29 mm (for frame size 30 x 30)
T0, T3, P1	45 x 45 mm (for frame size 48 x 48)
T5B, T5, P3	84 x 84 mm (for frame size 88 x 88)

Type for re-ordering (to be fill in by factory)

FS

P Switch-disconnectors standards

Product group	IEC 60947-1	IEC 60947-3	CE Marking	UKCA Marking	Degree of protection		NA Certification	UL FILE No.	UL CCN		UL 489	UL 508
					IEC	UL/CSA			NLRV	NLRV7		
P1 - ... /E	✓	✓	✓	✓	IP65	1, 12	UL Listed, CSA Certified	E36332	✓	X	X	X
P1 - ... /EZ	✓	✓	✓	✓	IP65	1, 12	UL Listed, CSA Certified	E36332	✓	X	X	X
P1 - ... /Z	✓	✓	✓	✓	IP65	1, 12	UL Listed, CSA Certified	E36332	✓	X	X	X
P1 - ... /M4	✓	✓	✓	✓	IP65	1, 12	UL Listed, CSA Certified	E36332	✓	X	X	X
P1 - ... /SVB(-SW)	✓	✓	✓	✓	IP65	1, 12	UL Listed, CSA Certified	E36332	✓	X	X	X
P1 - ... /IVS	✓	✓	✓	✓	IP30	-	UL Listed, CSA Certified	E36332	✓	X	X	X
P1 - ... /I1	✓	✓	✓	✓	IP65	-	X	X	X	X	X	X
P1 - ... /I1H	✓	✓	✓	✓	IP65	-	X	X	X	X	X	X
P1 - ... /I2	✓	✓	✓	✓	IP65	1, 12	UL Listed, CSA Certified	E36332	✓	X	X	X
P1 - ... /I2H	✓	✓	✓	✓	IP65	-	X	X	X	X	X	X
P1 - ... /... -SI(-SW)	✓	✓	✓	✓	IP65	-	X	X	X	X	X	X
P1 - ... /SE1	✓	✓	✓	✓	IP65	-	X	X	X	X	X	X
P3 - ... /E	✓	✓	✓	✓	IP65	1	UL Listed, CSA Certified	E36332	✓	X	X	X
P3 - ... /Z	✓	✓	✓	✓	IP65	1	UL Listed, CSA Certified	E36332	✓	X	X	X
P3 - ... /M4	✓	✓	✓	✓	IP65	1	UL Listed, CSA Certified	E36332	✓	X	X	X
P3 - ... /IVS	✓	✓	✓	✓	IP30	1	UL Listed, CSA Certified	E36332	✓	X	X	X
P3 - ... /SVB(-SW)	✓	✓	✓	✓	IP65	1, 12	UL Listed, CSA Certified	E36332	✓	X	X	X
P3 - ... /I3	✓	✓	✓	✓	IP65	-	X	X	X	X	X	X
P3 - ... /I4	✓	✓	✓	✓	IP65	1, 12	UL Listed, CSA Certified	E36332	✓	X	X	X
P3 - ... /I5	✓	✓	✓	✓	IP65	1, 12	UL Listed, CSA Certified	E36332	✓	X	X	X
P3 - ... /... -SI	✓	✓	✓	✓	IP65	-	X	X	X	X	X	X
P3 - ... /SE3	✓	✓	✓	✓	IP65	-	X	X	X	X	X	X
P3-30/...-MCS	X	X	X	X	X	X	X	X	X	X	✓	X
P5 - ... /E	✓	✓	✓	✓	IP65	12	UL Listed, CSA Certified	E36332	✓	✓	X	✓
P5 - ... /Z	✓	✓	✓	✓	IP65	12	UL Listed, CSA Certified	E36332	✓	✓	X	✓
P5 - ... /SVB(-SW)	✓	✓	✓	✓	IP65	12	UL Listed, CSA Certified	E36332	✓	✓	X	✓

Notes:

All switch-disconnectors comply to IEC 62061-1

All switch-disconnectors with emergency switch off/emergency stop function comply to IEC 60204-1

P Switch-disconnectors standards

Product group	UL 60947-1	UL 60947-4-1	CSA FILE No.	CSA Class No.							Suitable for	
				3211-25	3211-05	CSA 60947-1-13	CSA 60947-4-1-14	CSA C22.2 No. 0-10	CSA 22.2 14-10	CSA 22.2 14-13	Branch circuits	Motor disconnect
P1 - ... /E	✓	✓	012528	✓	✓	✓	✓	✓	X	✓	✓	✓
P1 - ... /EZ	✓	✓	012528	✓	✓	✓	✓	✓	X	✓	✓	✓
P1 - ... /Z	✓	✓	012528	✓	✓	✓	✓	✓	X	✓	✓	✓
P1 - ... /M4	✓	✓	012528	✓	✓	✓	✓	✓	X	✓	✓	✓
P1 - ... /SVB(-SW)	✓	✓	012528	✓	✓	✓	✓	✓	X	✓	✓	✓
P1 - ... /IVS	✓	✓	012528	✓	✓	✓	✓	✓	X	✓	✓	X
P1 - ... /I1	X	X	X	X	X	X	X	X	X		X	X
P1 - ... /I1H	X	X	X	X	X	X	X	X	X	X	X	X
P1 - ... /I2	✓	✓	012528	✓	✓	✓	✓	✓		✓	✓	✓
P1 - ... /I2H	X	X	X	X	X	X	X	X	X	X	X	X
P1 - ... /... -SI(-SW)	X	X	X	X	X	X	X	X	X	X	X	X
P1 - ... /SE1	X	X	X	X	X	X	X	X	X	X	X	X
P3 - ... /E	✓	✓	012528	✓	✓	✓	✓	✓	X	✓	✓	✓
P3 - ... /Z	✓	✓	012528	✓	✓	✓	✓	✓	X	✓	✓	✓
P3 - ... /M4	✓	✓	012528	✓	✓	✓	✓	✓	X	✓	✓	✓
P3 - ... /IVS	✓	✓	012528	✓	✓	✓	✓	✓	X	✓	✓	
P3 - ... /SVB(-SW)	✓	✓	012528	✓	✓	✓	✓	✓	X	✓	✓	✓
P3 - ... /I3	X	X	X	X	X	X	X	X	X	X	X	X
P3 - ... /I4	✓	✓	012528	✓	✓	✓	✓	✓	X	✓	✓	✓
P3 - ... /I5	✓	✓	012528	✓	✓	✓	✓	✓	X	✓	✓	✓
P3 - ... /... -SI	X	X	X	X	X	X	X	X	X	X	X	X
P3 - ... /SE3	X	X	X	X	X	X	X	X	X	X	X	X
P3-30/...-MCS	X	X	X	X	X	X	X	X	X	X	X	X
P5 - ... /E	X	X	223805	X	✓	X	X	X	✓	X	✓	✓
P5 - ... /Z	X	X	223805	X	✓	X	X	X	✓	X	✓	✓
P5 - ... /SVB(-SW)	X	X	223805	X	✓	X	X	X	✓	X	✓	✓

Notes:

All switch-disconnectors comply to IEC 62061-1

All switch-disconnectors with emergency switch off/emergency stop function comply to IEC 60204-1

T Rotary cam switch-disconnectors standards

Product group	IEC 60947-1	IEC 60947-3	CE Marking	UKCA Marking	Degree of protection		NA Certification	UL FILE No.	UL CCN		UL 508
					IEC	UL/CSA			NLRV	NLRV7	
TM - ... /E	✓	✓	✓	✓	IP65	-	UL Listed, Certified for UL use in Canada	E36332	✓	X	✓
TM - ... /EZ	✓	✓	✓	✓	IP65	-	UL Listed, Certified for UL use in Canada	E36332	✓	X	✓
TM - ... /IVS	✓	✓	✓	✓	IP30	-	UL Listed, Certified for UL use in Canada	E36332	✓	X	✓
T0 - ... /E	✓	✓	✓	✓	IP65	1, 12	UL Listed, CSA Certified	E36332	✓	X	X
T0 - ... /EZ	✓	✓	✓	✓	IP65	1, 12	UL Listed, CSA Certified	E36332	✓	X	X
T0 - ... /Z	✓	✓	✓	✓	IP65	1, 12	UL Listed, CSA Certified	E36332	✓	X	X
T0 - ... /IVS	✓	✓	✓	✓	IP30	-	UL Listed, CSA Certified	E36332	✓	X	X
T0 - ... /I1	✓	✓	✓	✓	IP65	-	X	X	X	X	X
T0 - ... /I1H	✓	✓	✓	✓	IP65	-	X	X	X	X	X
T0 - ... /I2	✓	✓	✓	✓	IP65	1, 12	UL Listed, CSA Certified	E36332	✓	X	X
T0 - ... /I2H	✓	✓	✓	✓	IP65	-	X	X	X	X	X
T0 - ... /SVB(-SW)	✓	✓	✓	✓	IP65	1, 12	UL Listed, CSA Certified	E36332	✓	X	X
T3 - ... /E	✓	✓	✓	✓	IP65	1, 12	UL Listed, CSA Certified	E36332	✓	X	X
T3 - ... /EZ	✓	✓	✓	✓	IP65	1, 12	UL Listed, CSA Certified	E36332	✓	X	X
T3 - ... /Z	✓	✓	✓	✓	IP65	1, 12	UL Listed, CSA Certified	E36332	✓	X	X
T3 - ... /SVB(-SW)	✓	✓	✓	✓	IP65	1, 12	UL Listed, CSA Certified	E36332	✓	X	X
T3 - ... /I2	✓	✓	✓	✓	IP65	1, 12	UL Listed, CSA Certified	E36332	✓	X	X
T3 - ... /I2H	✓	✓	✓	✓	IP65	-	X	X	X	X	X
T5(B) - ... /E	✓	✓	✓	✓	IP65	1	UL Listed, CSA Certified	E36332	✓	X	X
T5(B) - ... /Z	✓	✓	✓	✓	IP65	1	UL Listed, CSA Certified	E36332	✓	X	X
T5(B) - ... /I	✓	✓	✓	✓	IP65	1, 12	UL Listed, CSA Certified	E36332	✓	X	X
T5(B) - ... /SVB(-SW)	✓	✓	✓	✓	IP65	1, 12	UL Listed, CSA Certified	E36332	✓	X	X
T6 - ... /E	✓	✓	✓	✓	IP65	X	Contact BuleTechnical@Eaton.com for more information	X	X	X	X
T6 - ... /SVB(-SW)	✓	✓	✓	✓	IP65	X		X	X	X	X
T6 - ... /I45	✓	✓	✓	✓	IP65	X		X	X	X	X
T8 - ... /E	✓	✓	✓	✓	IP65	X-		X	X	X	X
T8 - ... /SVB(-SW)	✓	✓	✓	✓	IP65	X		X	X	X	X
T6 - ... /I48	✓	✓	✓	✓	IP65	X		X	X	X	X

Notes:

All switch-disconnectors comply to IEC 62061-1

All switch-disconnectors with emergency switch off/emergency stop function comply to IEC 60204-1

T Rotary cam switch-disconnectors standards

Product group	UL 60947-1	UL 60947-4-1	CSA FILE No.	CSA Class No.							Suitable for	
				3211-25	3211-05	CSA 60947-1-13	CSA 60947-4-1-14	CSA C22.2 No. 0-10	CSA 22.2 14-10	CSA 22.2 14-13	Branch circuits	Motor disconnect
TM - ... /E	X	X	UL report applies to both US and Canada	X	X	X	X	X	✓	X	X	X
TM - ... /EZ	X	X		X	X	X	X	X	✓	X	X	X
TM - ... /IVS	X	X		X	X	X	X	X	✓	X	X	X
T0 - ... /E	✓	✓	012528	✓	✓	✓	✓	✓	X	✓	✓	✓
T0 - ... /EZ	✓	✓	012528	✓	✓	✓	✓	✓	X	✓	✓	✓
T0 - ... /Z	✓	✓	012528	✓	✓	✓	✓	✓	X	✓	✓	✓
T0 - ... /IVS	✓	✓	012528	✓	✓	✓	✓	✓	X	✓	✓	X
T0 - ... /I1	X	X	X	X	X	X	X	X	X	X	X	X
T0 - ... /I1H	X	X	X	X	X	X	X	X	X	X	X	X
T0 - ... /I2	✓	✓	012528	✓	✓	✓	✓	✓	X	✓	✓	✓
T0 - ... /I2H	X	X	X	X	X	X	X	X	X	X	X	X
T0 - ... /SVB(-SW)	✓	✓	012528	✓	✓	✓	✓	✓	X	✓	✓	✓
T3 - ... /E	✓	✓	012528	✓	✓	✓	✓	✓	X	✓	✓	✓
T3 - ... /EZ	✓	✓	012528	✓	✓	✓	✓	✓	X	✓	✓	✓
T3 - ... /Z	✓	✓	012528	✓	✓	✓	✓	✓	X	✓	✓	✓
T3 - ... /SVB(-SW)	✓	✓	012528	✓	✓	✓	✓	✓	X	✓	✓	✓
T3 - ... /I2	✓	✓	012528	✓	✓	✓	✓	✓	X	✓	✓	✓
T3 - ... /I2H	X	X	X	X	X	X	X	X	X	X	X	X
T5(B) - ... /E	✓	✓	012528	✓	✓	✓	✓	✓	X	✓	✓	✓
T5(B) - ... /Z	✓	✓	012528	✓	✓	✓	✓	✓	X	✓	✓	✓
T5(B) - ... /I	✓	✓	012528	✓	✓	✓	✓	✓	X	✓	✓	✓
T5(B) - ... /SVB(-SW)	✓	✓	012528	✓	✓	✓	✓	✓	X	✓	✓	✓
T6 - ... /E	X	X	X	X	X	X	X	X	X	X	X	X
T6 - ... /SVB(-SW)	X	X	X	X	X	X	X	X	X	X	X	X
T6 - ... /I45	Contact buletechnical@eaton.com for more information											
T8 - ... /E	Contact buletechnical@eaton.com for more information											
T8 - ... /SVB(-SW)	Contact buletechnical@eaton.com for more information											
T6 - ... /I48	Contact buletechnical@eaton.com for more information											

Notes:

All switch-disconnectors comply to IEC 62061-1

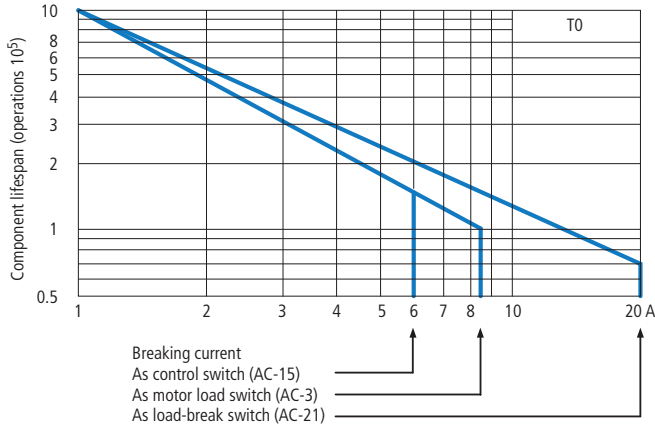
All switch-disconnectors with emergency switch off/emergency stop function comply to IEC 60204-1

Characteristic curves

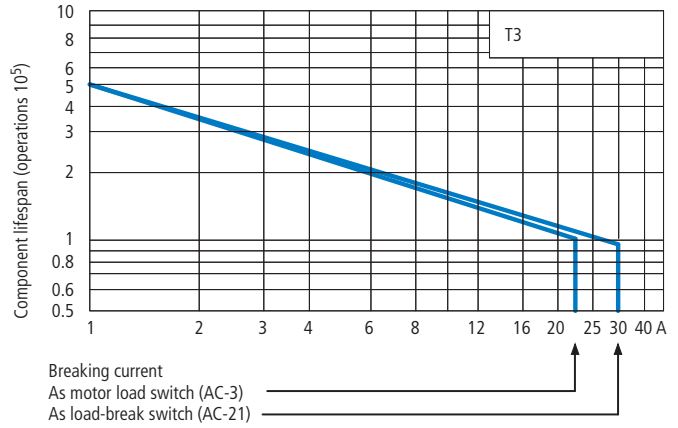
Component lifespan based on breaking current and utilisation category AC-3 and AC-21 at 400 V a.c., AC-15 at 230 V.

To ensure a reasonable service life in utilisation category AC-4 (extreme load: 100% inching, reversing or plug braking) the motor's standstill current must not exceed the rated operational current of the switch AC-21A.

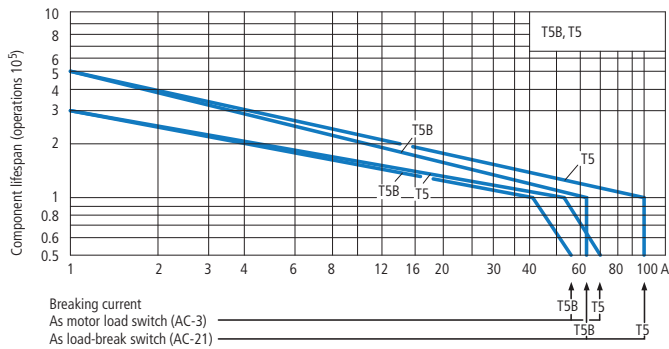
T0 - Characteristic curve



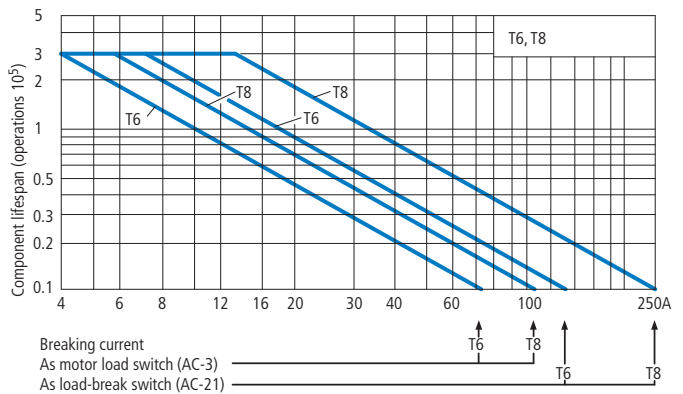
T3 - Characteristic curve



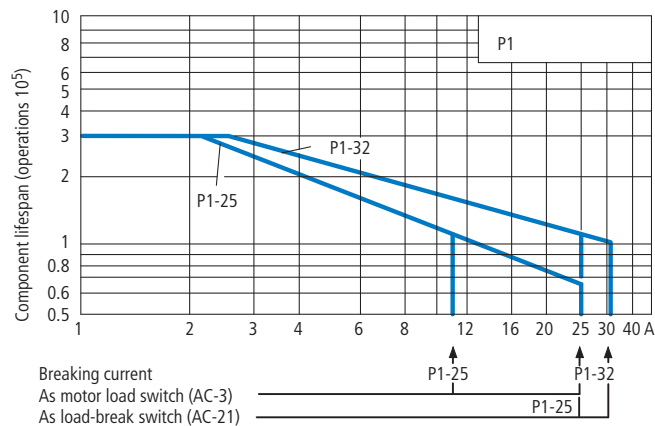
T5, T5B - Characteristic curve



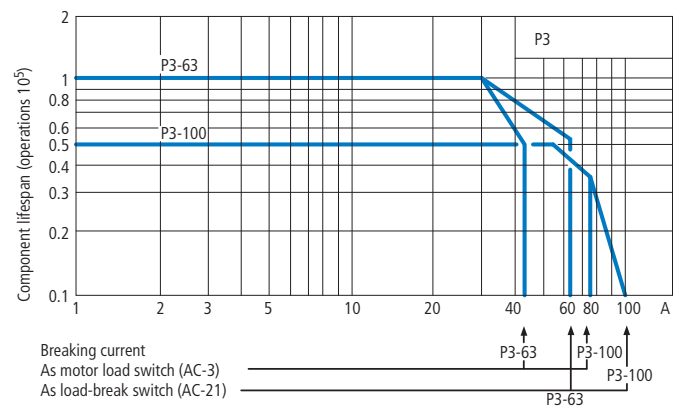
T6, T8 - Characteristic curve



P1 - Characteristic curve



P3 - Characteristic curve



Technical data

P1 and P3 Switch-disconnectors

			P1-25	P1-32	P1-40	P3-63	P3-80	P3-100		
General										
Standards			IEC/EN 60947, VDE 0660, IEC/EN 60204, CSA, UL, switch-disconnector to IEC/EN 60947-3		IEC/EN 60947, IEC/EN 60204		IEC/EN 60947, VDE 0660, IEC/EN 60204, CSA, UL, switch-disconnector to IEC/EN 60947-3			
Lifespan mechanical	Operations	x 10 ⁶	0.3	0.3	0.3	0.1	0.1	0.1		
Maximum operating frequency	Operations/h		50	50	50	50	50	50		
Climatic proofing			Damp heat: constant to IEC 60068-2-78 / cyclical to IEC 60068-2-30							
Ambient temperature (for derating details please contact buletechnical@eaton.com)	Open	°C	-25 - 50	-25 - 50	-25 - 50	-25 - 50	-25 - 50	-25 - 50		
	Enclosed	°C	-25 - 40	-25 - 40	-25 - 40	-25 - 40	-25 - 40	-25 - 40		
Mounting position			Any	Any	Any	Any	Any	Any		
Mechanical shock resistance (IEC/EN 60068-2-27)	Half-sinusoidal shock 20 ms	g	15	15	15	15	15	15		
Contacts										
Rated operational voltage	U _e	V A C	690	690	690	690	690	690		
Rated impulse withstand voltage	U _{imp}	V A C	6000	6000	6000	6000	6000	6000		
Overvoltage category/pollution degree			III/3	III/3	III/3	III/3	III/3	III/3		
Rated uninterrupted current	I _u	A	25	32	40	63	80	100		
Load rating with intermittent operation, class 12	AB 60% DF	x I _e	1.3	1.3	1.3	1.3	1.3	1.3		
	AB 40% DF	x I _e	1.6	1.6	1.6	1.6	1.6	1.6		
	AB 25% DF	x I _e	2	2	2	2	2	2		
Short-circuit rating	Fuse	A gG/gL	25	50	50	80	100	100		
Rated conditional short-circuit current	Load side	I _q	kA	50	80	80	4	4	4	
	Supply side	I _q	kA	-	-	-	100	80	80	
Rated short-time withstand current (1s current)	I _{ms}	A _{ms}	640	640	640	1260	1260	1260		
Isolating characteristics to IEC/EN 60947			VAC	≤ 690	≤ 690	≤ 690	≤ 690	≤ 690		
Safe isolation according to EN 61140										
Safe isolation to VDE 0106 Part 101 and Part 101 A1 between the auxiliary contacts and main circuits			VAC	440	440	440	440	440		
Switching angle			°	90	90	90	90	90		
Contacts			Number	Max. 3 (+N)	Max. 3 (+N)	Max. 3 (+N)	Max. 3 (+N)	Max. 3 (+N)		
Current heat loss per contact at I _e			W	1.1	1.8	1.9	4.5	6	7.5	
Terminal capacity										
Solid or stranded			mm ²	1 x (1.5-6) 2 x (1.5-6)	1 x (1.5-6) 2 x (1.5-6)	1 x (1.5-10) 2 x (1.5-10)	1 x (2.5-35) 2 x (2.5-10)	1 x (2.5-35) 2 x (2.5-10)		
Flexible with ferrule to DIN 46228			mm ²	1 x (1-4) 2 x (1-4)	1 x (1-4) 2 x (1-4)	1 x (1-4) 2 x (1-4)	1 x (1.5-25) 2 x (1.5-6)	1 x (1.5-25) 2 x (1.5-6)		
Fork terminal				-	-	1 x (1.5-10) 2 x (1.5-10)	-	-		
Terminal screw				M4	M4	M4	M5	M5		
Tightening torque			Nm	1.6	1.6	1.6	3	3		
Switching capacity										
AC Voltage										
Rated making capacity cos φ = 0.35 *P1-40 φ = 0.45			A	240	320	360*	800	875	950	
*P1-40 φ = 0.45	Rated breaking capacity, motor load switch cos φ = 0.35	230 V	A	190	260	X	640	700	760	
		400/415 V	A	150	300	290*	600	675	740	
	500 V	A	170	290	X	590	750	880		
	690 V	A	150	250	130*	340	440	520		
Rated operational current 440V, load-break switch AC-21A			I _e	A	25	32	40	63	80	100
AC-3 motor load switch motor load	230 V	P	kW	5.5	7.5	7.5	15	18.5	22	
	400/415 V	P	kW	7.5	13	15	30	33.5	37	
	500 V	P	kW	7.5	18.5	X	30	38	45	
	690 V	P	kW	7.5	15	15	30	33.5	37	

Notes: Main switch characteristics to IEC/EN 60204; positive opening of contacts, operator element positively located on shaft. Rated uninterrupted current I_u is specified for max cross-section. For terminal capacity solid, stranded and flexible: Max. 2 cross-section sizes difference admissible when using 2 conductors.

P1 and P3 Switch-disconnectors

				P1-25	P1-32	P1-40	P3-63	P3-80	P3-100		
Switching capacity											
AC-23A motor load switch motor load	230 V	P	kW	7	8.5	11	18.5	30	30		
	400/415 V	P	kW	13	15	22	30	50	50		
	500 V	P	kW	11	18.5	X	37	65	65		
	690 V	P	kW	11	18.5	18.5	30	45	45		
DC Voltage											
DC-1, load switch L/R = 1 ms	Rated operational current	I_e	A	25	32	X	63	80	100		
	Voltage per contact connected in series		V	60	60	X	60	60	60		
DC-23A, motor load switch L/R = 15 ms	24 V	Rated operational current	I_e	25	25	X	50	50	50		
		Contacts	Number	1	1	X	1	1	1		
	48 V	Rated operational current	I_e	25	25	X	50	50	50		
		Contacts	Number	2	2	X	2	2	2		
	60 V	Rated operational current	I_e	25	25	X	50	50	50		
		Contacts	Number	3	3	X	3	3	3		
	120 V	Rated operational current	I_e	12	12	X	25	25	25		
		Contacts	Number	3	3	X	3	3	3		
Rating data for approved types UL File No E36332 (Devices for world markets IEC, UL/CSA)											
Contacts											
Rated operational voltage U_e				V a.c.	600	600	600	600	600		
Rated operational current I_u	Rated current				A	20	30	40	60	80	100
	Pilot duty					A 600 P 600	A 600 P 600	A 600 P 600	-	-	-
Switching capacity											
AC-3: max, rated power, 40-60 Hz AC motors											
3-phase	200 V a.c.	HP		5	7½	X	15	15	20		
	230 V a.c.	HP		5	10	X	15	20	25		
	460 V a.c.	HP		10	20	X	40	50	60		
	575 V a.c.	HP		15	25	X	50	60	75		
Single-phase	200 V a.c.	HP		1½	2	X	3	5	5		
	230 V a.c.	HP		3	3	X	7½	10	10		
	460 V a.c.	HP		3	5	X	10	15	15		
Short-circuit rating											
Standard	600 V a.c.	kA		5	5	5	10	10	10		
	With back-up fuse	A		110	110	110	150	150	150		
	With circuit-breakers	Part no.		NZMH6	NZMH6	NZMH6	NZMH6	NZMH6	NZMH6		
	Current setting	A		125	125	125	125	125	125		
Disconnect in motor circuits	600 V a.c.	kA		10	10	10	10	10	-		
	With back-up fuse	Class		50 A/J	50 A/J	50 A/J	100 A	100 A	100 A		
Terminal capacity											
Terminal capacity											
Cu cable	Min./	AWG		14	14	14	14	14	14		
	Max	AWG		8	8	8	2	2	2		
Tightening torque	Max	in-lb		14.1	14.1	14.1	26.5	26.5	26.5		
H111											
Auxiliary contacts (1 N/O + 1 N/C)											
Pilot duty	P 600										
Heavy pilot duty	A 600										
General use	10 A - 600 V AC										

Technical data

P5 Switch-disconnectors

				P5-125	P5-160	P5-250	P5-315	
General								
Standards				IEC/EN 60947, VDE 0660, IEC/EN 60204, CSA, UL switch-disconnector to IEC/EN 60947-3				
Lifespan mechanical	Operations	x 10 ⁵		0.1	0.1	0.08	0.08	
Maximum operating frequency	Operations/h			50	50	50	50	
Climatic proofing				Damp heat, constant to IEC 60068-2-78 Damp heat, cyclical to IEC 60068-2-30				
Ambient temperature (for derating information contact buletechnical@eaton.com)	Open		°C	-25 - 50	-25 - 50	-25 - 50	-25 - 50	
	Enclosed		°C	-25 - 40	-25 - 40	-25 - 40	-25 - 40	
Mounting position				Any	Any	Any	Any	
Contacts								
Rated operational voltage	U_e	V A C		690	690	690	690	
Rated impulse withstand voltage	U_{imp}	V A C		8000	8000	8000	8000	
Overvoltage category/pollution degree				III/3	III/3	III/3	III/3	
Rated uninterrupted current	I_u	A		125	160	250	315	
Load rating with intermittent operation, class 12	AB 60% DF	$x I_e$		1.3	1.3	1.3	1.3	
	AB 40% DF	$x I_e$		1.6	1.6	1.6	1.6	
	AB 25% DF	$x I_e$		2	2	2	2	
Short-circuit rating	Fuse	A gG/gL		125	160	250	315	
Rated conditional short-circuit current	Load side	I_q	kA	30	30	30	15	
	Supply side	I_q	kA	-	-	-	-	
Rated short-time withstand current (1s current)		I_{tw}	A _{rms}	2500	3000	4600	5800	
Isolating characteristics to IEC/EN 60947				V A C	≤ 690	≤ 690	≤ 690	
Safe isolation according to EN 61140								
Safe isolation to VDE 0106 Part 101 and Part 101 A1 between the auxiliary contacts and main circuits				V A C	440	440	440	
Switching angle				°	90	90	90	
Contacts				Number	Max. 3 (+N)	Max. 3 (+N)	Max. 3 (+N)	
Current heat loss per contact at I_u				W	8	10	13	
Terminal capacity								
Solid or stranded				mm ²	1 x (10-95) 2 x (10-35)	1 x (10-95) 2 x (10-35)	1 x (16-185) 2 x (16-70)	1 x (10-95) 2 x (10-35)
Copper strip, 1 flat conductor	Number of layers x width x thickness			mm	6 x 9 x 0.8	-	6 x 20 x 1	-
Copper strip, 2 flat conductors				mm	-	6 x 9 x 0.8	-	6 x 20 x 1
Flexible with ferrule to DIN 46228				mm ²	1 x (16-70) 2 x (16-25)	1 x (16-70) 2 x (16-25)	1 x (25-120) 2 x (25-50)	1 x (25-120) 2 x (25-50)
Terminal screw					Hexagon screw 5		Hexagon screw 6	
Tightening torque			Nm	14	14	16	16	
	400/415 V	P	kW	13	15	30	50	
	500 V	P	kW	11	18.5	37	65	
	690 V	P	kW	11	18.5	30	45	

Notes: Main switch characteristics to IEC/EN 60204; positive opening of contacts, operator element positively located on shaft. Rated uninterrupted current I_u is specified for max cross-section. For terminal capacity solid, stranded and flexible: Max. 2 cross-section sizes difference admissible when using 2 conductors.

P5 Switch-disconnectors

					P5-125	P5-160	P5-250	P5-315	
Switching capacity									
AC Voltage									
Rated making capacity $\cos \varphi = 0.35$			A		850	1050	1700	2050	
Rated breaking capacity, motor load switch $\cos \varphi = 0.35$	230 V		A		800	900	1600	1800	
	400/415 V		A		750	850	1380	1650	
	500 V		A		650	850	1250	1550	
	690 V		A		340	340	400	400	
Rated operational current 440V, load-break switch AC-21A		I_e	A		125	160	250	315	
AC-3 motor load switch motor load	230 V	P	kW		22	30	37	45	
	400 V	P	kW		37	45	55	75	
	690 V	P	kW		30	37	45	45	
AC-23A motor load switch motor load	230 V	P	kW		30	30	37	55	
	400 V	P	kW		45	55	90	110	
	690 V	P	kW		37	37	45	45	
DC Voltage									
DC-1, load switch L/R = 1 ms	Rated operational current		I_e	A	125	160	250	315	
	Voltage per contact connected in series			V	42	42	42	42	
DC-23A, motor load switch L/R = 15 ms	24 V	Rated operational current		I_e	A	125	160	250	315
		Voltage per contact connected in series			Number	3	3	3	3
	48 V	Rated operational current		I_e	A	125	160	250	315
		Contacts			Number	3	3	3	3
	60 V	Rated operational current		I_e	A	125	160	250	315
		Contacts			Number	3	3	3	3
120 V	Rated operational current		I_e	A	125	160	250	315	
	Contacts			Number	3	3	3	3	

Notes: Main switch characteristics to IEC/EN 60204; positive opening of contacts, operator element positively located on shaft. Rated uninterrupted current I_u is specified for max cross-section.

For terminal capacity solid, stranded and flexible: Max. 2 cross-section sizes difference admissible when using 2 conductors.

					HI...-P1(P3)...	HI...-P5...
Auxiliary contacts						
Standards						
Control circuit isolator to IEC/EN 60947-5						
Rated insulation voltage	U_i	VAC		500		500
Rated uninterrupted current	I_u	A		10		10
Rated operational current						
AC-15 at 230 V	I_e	A		6		6
400 V / 415 V	I_e	A		-		-
DC-13						
125 V	I_e	A		1.1		0.23
250 V	I_e	A		0.55		0.1
Short-circuit training						
Max fuse	A	gG/gL		10		10
Terminal capacity						
Solid			mm ²	1 x 0.75 - 2.5 2 x 0.75 - 1.5		1 x 0.75 - 2.5 2 x 0.75 - 1.5
	Flexible with ferrule to DIN 46228		mm ²	1 x 0.5 - 1.5 2 x 0.5 - 1.5		1 x 0.5 - 1.5 2 x 0.5 - 1.5
Tightening torque			Nm	0.6		0.8
Control circuit reliability at 24 V d.c., 10 mA			H_f	< 10 ⁻⁵ , < 1 failure for 100,000 switching operations		

Technical data

P5 Switch-disconnectors

				P5-125	P5-160	P5-250	P5-315
Rating data for approved types UL File No E36332							
Contacts							
Rated operational voltage		U_e		600	600	600	600
Rated impulse withstand voltage ⁽¹⁾		U_{imp}	V a.c.	8000	8000	8000	8000
Rated uninterrupted current ⁽²⁾		I_u	A	125	160	250	300
Rated operational current							
Ampere rating	Off switch	I_e	A	125	160	250	300
	Changeover switches	I_e	A	125	160	X	X
Non inductive and slightly inductive loads							
Rated switching duty							
DOL rating (similar to AC-3)							
3-phase, 3-pole							
	120 V		HP	15	20	30	40
	240 V		HP	30	40	60	75
	480 V		HP	60	60	75	100
	600 V		HP	60	60	75	100
Short-circuit rating							
Max back-up fuse, gL characteristics			A	125	160	250	315
Rated short-time withstand current (1s current)			A	2500	3000	4600	5000
Terminal capacity							
Cu cable							
Solid or stranded for box terminal			AWG	3/0	3/0	X	X
			MCM	X	X	350	350
Flexible without ferrule			AWG	2/0	2/0	X	X
			MCM	X	X	300	300
Connection with cable lug or busbar				M10 x	M10 x	M10 x	M10 x
Terminal screw				20	20	20	20
Max. width				20	20	20	20
Max width with terminal cover				25	25	25	25
Ambient temperature		Open on 100% I_u/I_{th}		50°C over 24 hours with peaks up to 55°C			
		Enclosed on 100% I_{the}		35°C over 24 hours with peaks up to 40°C			

(1) Valid for mains with grounded star point, overvoltage category III, pollution degree 3, (2) Valid for connection with cable for 75°C

				HI11	HI21-P5-125(160)	HI21-P5-250(315)	
Auxiliary contacts							
Standards							
Rated uninsulated voltage		U_i	V a.c.		600	600	
Rated uninterrupted current		I_o	A		10	10	
Rated operational current		I_e					
Pilot duty				P600	P600	P600	
Heavy pilot duty				A600	A600	A600	
General use				10 A - 600 V a.c.			
Ampere rating							
Non inductive and slightly inductive loads				-	10	10	
Short-circuit rating							
Max. fuse		gL characteristic	A	-	16	16	
Terminal capacity							
Solid or stranded			AWG	-	12	12	
Flexible without ferrule			AWG	-	14	14	

Devices for world markets IEC, UL/CSA

General			
Standards	IEC/EN 60947, VDE 0660, CSA, UL Control switch to IEC/EN 60947-5-1 Control circuit isolators to IEC/EN 60947-5-1		
Control circuit isolator (IEC/EN 60947-5-1)	Max 6 contacts, switching angle 90°		
Lifespan mechanical	Operations	x 10 ⁶	>1
Maximum operating frequency	Operations/h		3000
Climatic proofing	Damp heat, constant to IEC 60068-2-78; Damp heat, cyclic to IEC 60068-2-30		
Ambient temperature (for derating information contact buletechnical@eaton.com)	Open	°C	-25 -50
	Enclosed	°C	-25 -40
Mounting position	Any		

Contacts			
Mechanical data			
Contacts	Number		Max. 16
Contacts units (BE)			Max 8
Switching angle		°	90, 60, 45, 30
Smallest switching angle for ON-OFF-ON		°	60
Max switch position		≤	≤12

Electrical characteristics			
Rated operational voltage	U_e	V a.c.	500
Rated impulse withstand voltage	U_{imp}	V a.c.	4000
Overvoltage category/pollution degree			III/3
Rated insulation voltage	U_i	V a.c.	500
Rated insulation voltage to UL/CSA		V a.c.	300
Rated conditional short-circuit current	Load side	I_q	kA
	Supply side	I_q	kA
Rated uninterrupted current	I_u	A	10

Switching capacity				
AC-23 motor load switch	230 V a.c.	3-pole	kW	1.8
	440 V a.c.	3-pole	kW	3
	230 V a.c.	1-pole	kW	0.75
	440 V a.c.	1-pole	kW	1.1
AC-15 control switch	230 V a.c.	1-pole	A	2.5
	400 V a.c.	1-pole	A	1.5
	440 V a.c.	1-pole	A	1
DC-13, control switch L/R = 50 ms	Rated operational current I_e		I_e A	3
	Voltage per contact connected in series		V	32
Switching capacity (UL489, CSA 22.2 No 5.1)	240 V a.c.	3-pole	HP	1
	277 V a.c.	1-pole	HP	¾
	300 V a.c.	Heavy-duty	A	10
Max short-circuit protection device				
Fuse		A	gG/gL	10

Terminal capacity			
Solid or stranded		mm ²	1 x 1.5 / 2 x 1.5
Flexible without ferrule		mm ²	1 x 1.5 / 2 x 1.5
Solid or stranded		AWG	1 x 14 / 2 x 14
Flexible		AWG	1 x 16 / 2 x 16
Terminal screw			M2.5
Tightening torque		Nm	0.35

Technical data

T0, T3, T5B, T5 Cam switch-disconnectors

				T0...	T3...	T5B...	T5...
General							
Standards				IEC/EN 60947, VDE 0660, IEC/EN 60204, CSA, UL switch-disconnector to IEC/EN 60947-3 Load break switch according to IEC/EN60947-3			
Lifespan mechanical	Operations	x 10 ⁶		0.5	0.5	0.5	0.5
Maximum operating frequency	Operations/h			3000	3000	3000	3000
Climatic proofing				Damp heat, constant to IEC 60068-2-78; Damp heat, cyclic to IEC 60068-2-30			
Ambient temperature (for derating information contact buletechnical@eaton.com)	Open		°C	-25 -50	-25 -50	-25 -50	-25 -50
	Enclosed		°C	-25 -40	-25 -40	-25 -40	-25 -40
Mounting position				Any	Any	Any	Any
Mechanical shock resistance to IEC 60068-2-27	Half-sinusoidal shock to 20 ms		g	>15	>15	>15	>15
Contacts							
Rated operational voltage		U _e	V A C	690	690	690	690
Rated impulse withstand voltage		U _{imp}	V A C	6000	6000	6000	6000
Overvoltage category/pollution degree				III/3	III/3	III/3	III/3
Rated uninterrupted current	Open	I _u	A	20	32	63	100
	Enclosed	I _u	A	20	32	63	100
Load rating with intermittent operation, class 12	AB 60% DF		x I _e	2	2	2	2
	AB 40% DF		x I _e	1.6	1.6	1.6	1.6
	AB 25% DF		x I _e	1.3	1.3	1.3	1.3
Rated conditional short-circuit current	Load side	I _q	kA	6	1	2	2
	Supply side	I _q	kA	-	-	-	-
Short-circuit rating	Fuse		A gG/gL	20	35	80	100
Rated short-time withstand current (1s current)		I _{cw}	A _{rms}	320	650	1300	1850
Safe isolation according to EN 61140							
Between the contacts			VAC	440	440	440	440
Switching angle			°	90 60 45 30	90 60 45 30	90 60 45 30	90 60 45 30
Contact units			Number	Max. 11	Max. 11	Max. 10	Max. 10
Contacts with double-break				Max. 22	Max. 22	Max. 20	Max. 20
Current heat loss per contact at I _e			W	0.6	1.1	4.5	7.5
Terminal capacity							
Solid or stranded			mm ²	1 x (1-2.5) 2 x (1-2.5)	1 x (1-2.5) 2 x (1-2.5)	1 x (2.5-35) 2 x (2.5-16)	1 x (2.5-35) 2 x (2.5-16)
Flexible with ferrule to DIN 46228			mm ²	1 x (0.75-1.5) 2 x (0.75-1.5)	1 x (0.75-4) 2 x (0.75-4)	1 x (1.5-25) 2 x (1.5-10)	1 x (1.5-25) 2 x (1.5-10)
Terminal screw				M3.5	M4	M6	M6
Tightening torque			Nm	1	2	4	4

Notes: The following applies for mechanical shock resistance: T3.../I...>12g.

Applies to T0.../SVB: isolating characteristics to IEC/EN 60947 for rated operational voltage U_e up to 500 V a.c.

The following applies to rated uninterrupted current I_u of contacts: max 95 A with T5-4-8344/15.

The following applies to solid, stranded and flexible terminal capacities:

T0, , (8)...: If 2 conductors are used, a max difference of 2 cross-section sizes is permissible.

T5(B)-...: If 2 conductors are used, a max difference of 1 cross-section sizes is permissible.

The following applies for part no T8-3-8342/...: switching angle = 90° and flat conductor connection = 1 flat conductor.

25 x 5 or 2 flat conductors, 20 x 3

T0, T3, T5B and T5 Cam switch-disconnectors

				T0-...	T3-...	T5B-...	T5-...		
Switching capacity									
AC Voltage									
Rated making capacity $\cos \varphi = 0.35$			A	130	320	800	960		
Rated breaking capacity, motor load switch $\cos \varphi = 0.35$	230 V		A	100	260	520	760		
	400 V		A	110	260	600	740		
	500 V		A	80	240	480	590		
	690 V		A	60	170	340	420		
Rated operational current, load-break switch AC-21A	440 V	I_e	A	20	32	63	100		
Motor rating Motor load switch AC-3	230 V	P	kW	3	6.5	15	22		
	230 V star-delta	P	kW	4	11	22	30		
	400/415 V	P	kW	4	12	22	30		
	400 V star-delta	P	kW	5.5	18.5	37	45		
	500 V	P	kW	5.5	15	22	37		
	500 V star-delta	P	kW	7.5	22	37	55		
	690 V	P	kW	4	15	22	30		
	690 V star-delta	P	kW	5.5	22	37	45		
Motor rating Motor load switch AC-23A	230 V	P	kW	3.5	7.5	15	18.5		
	400/415 V	P	kW	6.5	13	22	30		
	500 V	P	kW	7.5	15	22	37		
	690 V	P	kW	6.5	15	22	30		
Motor rating Motor load switch AC-15	230 V	P	kW	6	10	16	16		
	400/415 V	P	kW	4	6	6	6		
	500 V	P	kW	2	4	4	4		
DC Voltage									
DC-1, load switch L/R = 1 ms	Rated operational current		I_e	A	10	25	63	80	
	Voltage per contact connected in series			V	60	60	60	60	
DC-21A	Rated operational current 240 V			A	1	1			
	240 V contacts			Number	1	1			
DC-23A, motor load switch L/R = 15 ms	24 V	Rated operational current		I_e	A	10	25	50	-
		Voltage per contact connected in series			Number	1	1	1	-
	48 V	Rated operational current		I_e	A	10	25	50	-
		Contacts			Number	2	2	2	-
	60 V	Rated operational current		I_e	A	10	25	50	-
		Contacts			Number	3	3	3	-
	120 V	Rated operational current		I_e	A	5	12	25	-
		Contacts			Number	3	3	3	-
	240 V	Rated operational current		I_e	A	5	5	20	-
		Contacts			Number	5	5	6	-
	DC-13, control switch L/R = 50 ms	Rated operational current		I_e	A	10	20	25	-
		Voltage per contact connected in series			Number	32	32	24	-
Control circuit reliability at 24 V d.c., 10 mA			Fault probability	H_f	< 10 ⁻⁵ , < 1 failure for 100,000 switching operations				

T0, T3 and T5B Cam switch-disconnectors- Approvals for North America

				T0	T3	T5B	
Rating data for approved types UL File No E36332							
Contacts							
Rated operational voltage	U_e			600	600	600	
Rated uninterrupted current	I_u			16	25	65	
Rated current		A		16	25	65	
Pilot duty				A 600 P 600	A 600		
Switching capacity							
AC-3, max, rated power, 40-60 Hz AC motors							
3-phase	200 V a.c.	HP		3	5	15	
	230 V a.c.	HP		3	7½	15	
	460 V a.c.	HP		10	15	40	
	575 V a.c.	HP		10	15	50	
	Single-phase	115 V a.c.	HP		1	1½	3
		200 V a.c.	HP		2	3	7½
230 V a.c.		HP		2	3	10	
Short-circuit rating							
Standard	600 V a.c.	kA		5	5	5	
		A		50	80	Class J	
		Part No		NZMH6	NZMH6	-	
		A		50	125	-	
Disconnect in motor circuits	600 V a.c.	kA		10	10	-	
		Class		20 A/J	40 A/J	-	
Terminal capacity							
Cu cable	Min	AWG		18	14	12	
	Max	MCM		14	10	4	
Tightening torque	Max	in-lb		8.8	17.6	35.3	

Notes: Do not use AW extension terminals where UL/CSA approval is required.

	UL approved protection types		
	UL/NEMA 1	UL/NEMA 3R	UL/NEMA 12
T0-../E; /Z;/SVB	•	•	-
T3-../E; /Z;/SVB	•	•	-
T5B-../E; /Z;/SVB	•	•	•

Notes: Protection types as defined in NEC (NFPA 70), UL, CSA, NEMA

T6 and T8 Cam switch-disconnectors

				T6-3-8212/E/HI12	T6-160-...	T8-...
General						
Standards				IEC/EN 60947, VDE 0660, IEC/EN 60204, CSA, UL switch-disconnector to IEC/EN 60947-3 Load break switch according to IEC/EN60947-3		
Lifespan mechanical	Operations	x 10 ⁶		0.1	0.1	0.1
Maximum operating frequency	Operations/h			50	50	50
Climatic proofing				Damp heat, constant to IEC 60068-2-78; Damp heat, cyclic to IEC 60068-2-30		
Ambient temperature (for derating information contact buletechnical@eaton.com)	Open	°C		-25 -50	-25 -50	-25 -50
	Enclosed	°C		-25 -40	-25 -40	-25 -40
Mounting position				Any	Any	Any
Mechanical shock resistance to IEC 60068-2-27	Half-sinusoidal shock to 20 ms	g		>15	>15	>15
Contacts						
Rated operational voltage	U _e	V A C		690	690	690
Rated impulse withstand voltage	U _{imp}	V A C		6000	6000	6000
Overvoltage category/pollution degree				III/3	III/3	III/3
Rated uninterrupted current	Open	I _b	A	200	160	315
Load rating with intermittent operation, class 12	AB 60% DF		x I _e	2	2	2
	AB 40% DF		x I _e	1.6	1.6	1.6
	AB 25% DF		x I _e	1.3	1.3	1.3
Rated conditional short-circuit current	Load side	I _q	kA	5	30	5
	Supply side	I _q	kA	-	-	-
Short-circuit rating	Fuse	A gG/gL		20	35	80
Rated short-time withstand current (1s current)	I _{cw}	A _{rms}		320	650	1300
Safe isolation according to EN 61140						
Between the contacts			VAC	440	440	440
Switching angle			°	90 60	90 60	90 60
Contact units			Number	Max. 3	Max.3	Max.3
Contacts with double-break				Max. 6	Max. 6	Max. 6
Current heat loss per contact at I _b			W	11	11	11
Terminal						
Solid or stranded			mm ²	1 x 70 2 x 25	1 x 95 2 x 25	150
Flexible with ferrule to DIN 46228			mm ²	1 x 50 2 x 16	1 x 50 2 x 16	120
Flat terminals for rails			mm ²			1 x (25 x 5) 2 x (20 x-3)
Terminal screw				M6	M5, hexagon screw	M12
Tightening torque			Nm	5.6	14	25

T6 and T8 Cam switch-disconnectors

T6-3-8212/E/HI12

T6-160...

T8...

Switching capacity

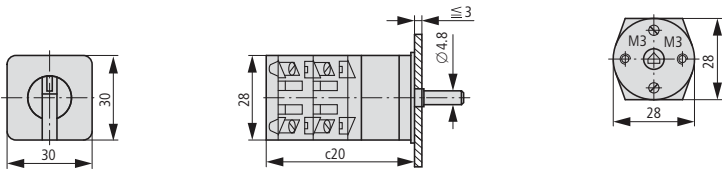
AC Voltage				T6-3-8212/E/HI12	T6-160...	T8...	
Rated making capacity $\cos \varphi = 0.35$			A	1600	1600	2390	
Rated breaking capacity, motor load switch $\cos \varphi = 0.35$	230 V		A	1280	1280	1910	
	400 V		A	900	900	1800	
	500 V		A	880	880	1200	
	690 V		A	340	340	420	
Rated operational current, load-break switch AC-21A	440 V	I_e	A	125	160	315	
Motor rating Motor load switch AC-3	230 V	P	kW	22	22	22	
	230 V star-delta	P	kW	22	22	37	
	400/415 V	P	kW	37	45	55	
	400 V star-delta	P	kW	37	45	55	
	500 V	P	kW	37	37	37	
	500 V star-delta	P	kW	37	37	37	
	690 V	P	kW	22	22	37	
	690 V star-delta	P	kW	22	22	37	
Motor rating Motor load switch AC-23A	230 V	P	kW	37	37	75	
	400/415 V	P	kW	45	55	132	
	500 V	P	kW	55	75	132	
	690 V	P	kW	30	30	37	
Motor rating Motor load switch AC-15	230 V	P	kW	-	-	-	
	400/415 V	P	kW	-	-	-	
	500 V	P	kW	-	-	-	
DC Voltage							
DC-1, load switch L/R = 1 ms	Rated operational current	I_e	A	125	125	315	
	Voltage per contact connected in series		V	42	42	42	
DC-23A, motor load switch L/R = 15 ms	24 V	Rated operational current	I_e	A	125	125	250
		Voltage per contact connected in series		Number	1	1	1
	48 V	Rated operational current	I_e	A	125	125	250
		Contacts		Number	2	2	2
	60 V	Rated operational current	I_e	A	125	125	125
		Contacts		Number	3	3	3
120 V	Rated operational current	I_e	A	50	50	50	
	Contacts		Number	3	3	3	
DC-13, control switch L/R = 50 ms	Rated operational current	I_e	A	125	125	250	
	Voltage per contact connected in series		Number	24	24		
Control circuit reliability at 24 V d.c., 10 mA	Fault probability		H_f	< 10 ⁻⁵ , < 1 failure for 100,000 switching operations			

Auxiliary contact

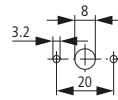
Standards				Control circuit isolator to IEC/EN 60947-5 f		
Rated insulation voltage	U_i	V a.c.		500	500	-
Rated uninterrupted current	I_u	A		10	10	-
Rated operational current	AC-15 at 230 V			6		-
	400 V/415 V			4		-
Short-circuit rating	Max fuse	A	gG/gL	10		-
Terminal capacity	Solid		mm ²	0.75-2.5	0.75-2.5	-
	Flexible with ferrule to DIN 46228		mm ²	0.5-1.5	0.5-1.5	-
Tightening torque			Nm	0.35	0.35	-
Control circuit reliability at 24 V d.c., 10 mA	Fault probability		HF	< 10 ⁻⁵ , < 1 failure for 100,000 switching operations		

Dimensions

TM Flush mounting /E - mm

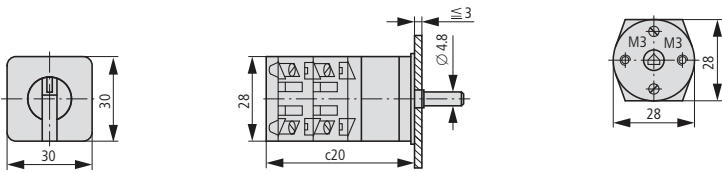


Drilling dimensions

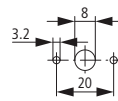


TM Flush mounting TM.../E/SVB-(SW) - mm

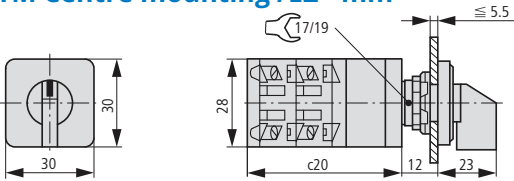
Control circuit isolators for 2 padlocks \varnothing 4 mm or 1 padlock \varnothing 6 mm



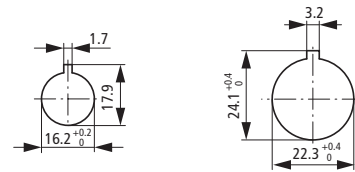
Drilling dimensions



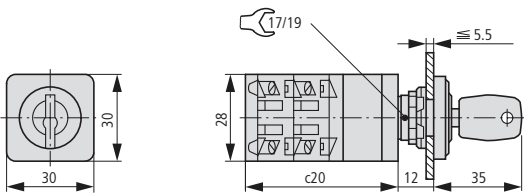
TM Centre mounting /EZ - mm



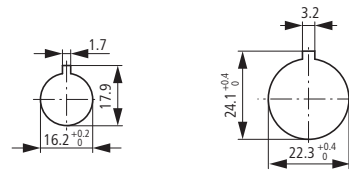
Drilling dimensions¹⁾



TM Centre mounting with key operation TM-...+EZ/S - mm



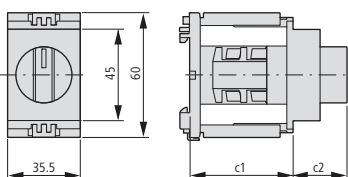
Drilling dimensions¹⁾



Part no.	c20	c21
TM-1	39	42
TM-2	51	54
TM-3	63	66
TM-4	75	
TM-5	87	
TM-6	99	
TM-7	111	
TM-8	123	

Depth of one contact unit: 12 mm

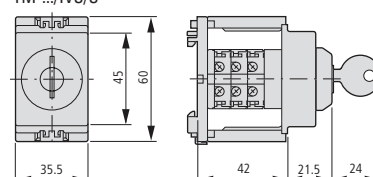
TM Service distribution board mounting /IVS - mm



Part no.	c1	c2
TM-1	44	21
TM-2	46	26.5

Depth of one contact unit 12 mm

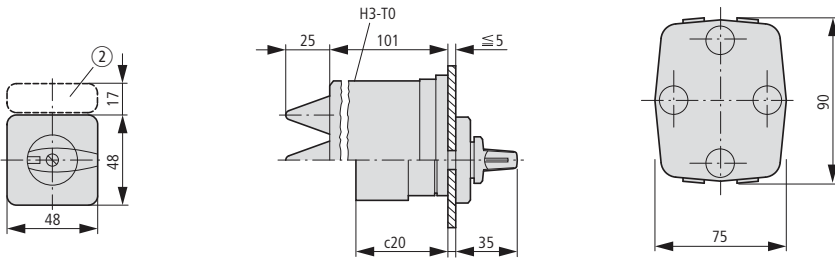
TM-.../IVS/S



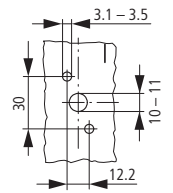
Drilling dimensions optionally: 16.2 mm = without reduction RMQ16; 22.3 mm = with reduction RMQ Titan

Dimensions

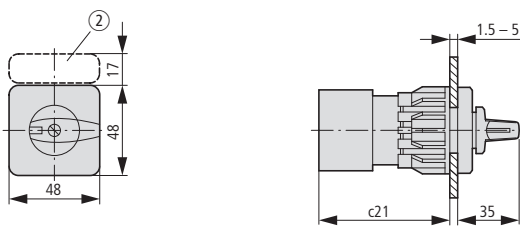
T0 and T3 Flush mounting /E (+H-T0) - mm



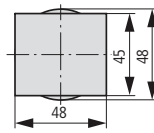
Drilling dimensions



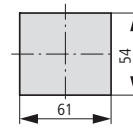
T0 and T3 Centre mounting /EZ - mm



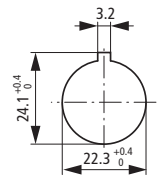
T0



T3



Drilling dimensions



Part no.	c20	c21
T0-1...	41	61
T0-2...	50	70
T0-3...	60	80
T0-4...	69	89
T0-5...	79	99
T0-6...	88	108
T0-7...	98	118
T0-8...	107	127
T0-9...	117	137
T0-10...	126	146
T0-11...	136	156

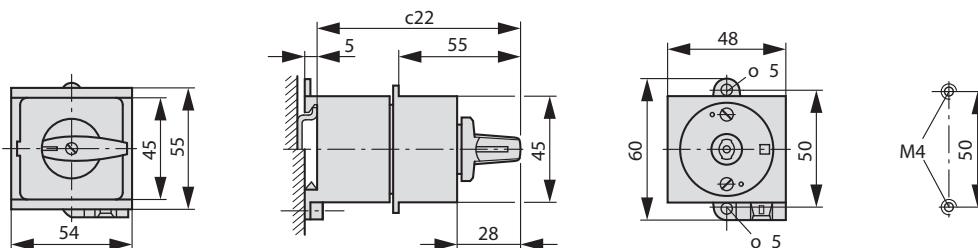
Depth of one contact unit: 9.5 mm

Part no.	c20	c21
T3-1...	44	64
T3-2...	56	76
T3-3...	67	87
T3-4...	79	99
T3-5...	90	110
T3-6...	102	122
T3-7...	113	133
T3-8...	125	145
T3-9...	136	156
T3-10...	148	168
T3-11...	159	179

Depth of one contact unit: 11.5 mm

② Not included as standard

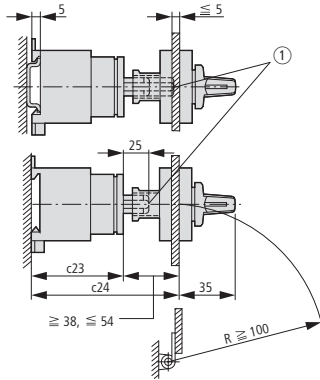
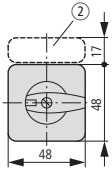
T0 Service distribution board mounting /IVS - mm



Dimensions

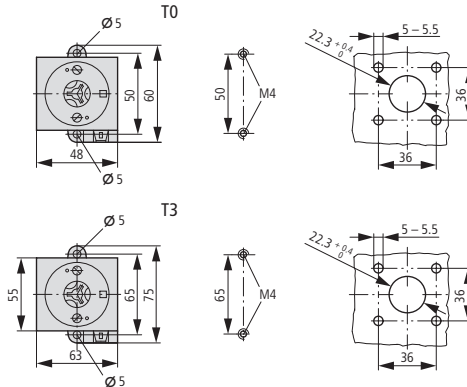
T0 and T3 Rear mounting /Z - mm

① Extension with



Drilling dimensions base

Drilling dimensions door



ZAV-T0 possible,
≤ 4 x 25 = 100 mm

Part no.	c20	c21	c22	c23	c24 ≥/≤	c24 with ≤ 4 ZAV	c25
T0-1...	41	61	77	48	86 - 102	202	72
T0-2...	50	70	87	57	96 - 112	212	72
T0-3...	60	80	96	67	105 - 121	221	91
T0-4...	69	89	106	76	115 - 131	231	91
T0-5...	79	99	115	86	124 - 140	240	-
T0-6...	88	108	125	95	134 - 150	250	-
T0-7...	98	118	134	105	143 - 159	259	-
T0-8...	107	127	144	114	153 - 169	269	-
T0-9...	117	137	154	124	162 - 178	278	-
T0-10...	126	146	163	133	172 - 188	288	-
T0-11...	136	156	173	143	181 - 197	297	-

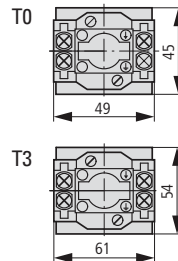
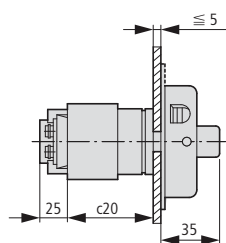
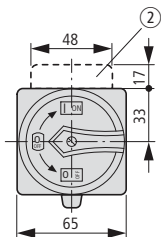
Depth of one contact unit: 9.5 mm

② Not included as standard

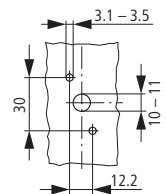
Part no.	c20	c21	c22	c23	c24 ≥/≤	c24 with ≤ 4 ZAV	c25
T3-1...	44	64	80	51	86 - 105	205	79
T3-2...	56	76	92	63	101 - 115	216	79
T3-3...	67	87	103	74	112 - 128	228	101
T3-4...	79	99	115	86	124 - 139	239	101
T3-5...	90	110	126	97	135 - 151	251	-
T3-6...	102	122	138	109	147 - 162	262	-
T3-7...	113	133	149	120	158 - 174	274	-
T3-8...	125	145	161	132	170 - 185	285	-
T3-9...	136	156	172	143	181 - 196	296	-
T3-10...	148	168	184	155	193 - 208	308	-
T3-11...	159	179	195	166	204 - 219	319	-

Depth of one contact unit: 11.5 mm

T0 and T3 Flush mounting Main switch /EA/SVB - mm



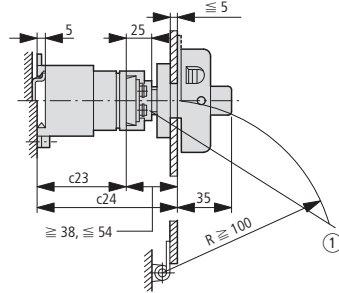
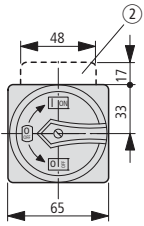
Drilling dimensions door



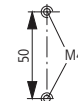
Dimensions

T0 and T3 Rear Main switch /V/SVB - mm

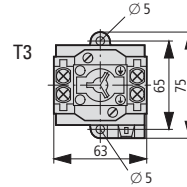
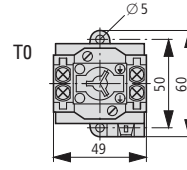
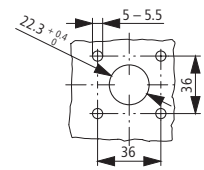
Rear mounting main switches
T0.../V/SVB
T3.../V/SVB



Drilling dimensions base

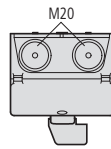
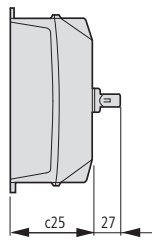
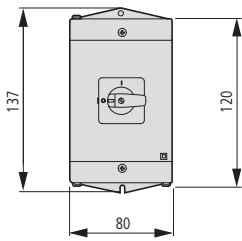


Drilling dimensions door

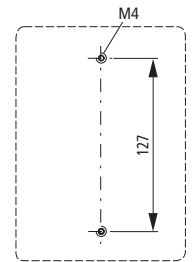


- ① Interlock extension possible with ZVV-T0 + ZAV-T0, F 4 x 25 = 100 mm
- ② Not included as standard

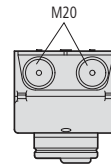
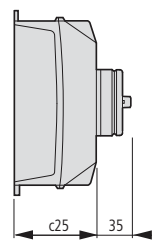
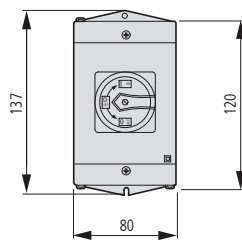
T0 Surface mounting /I1 - mm



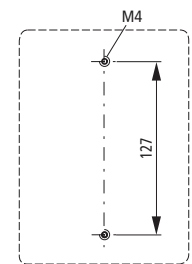
Drilling dimensions base



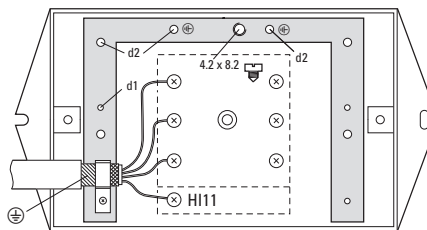
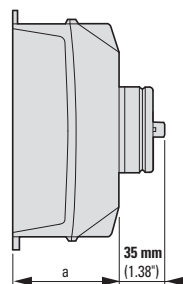
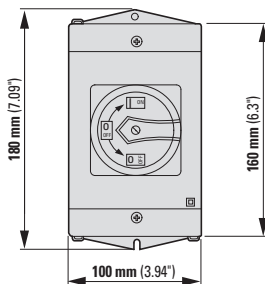
T0 Surface mounting main switches /I1 padlock facility - mm



Drilling dimensions base



T0 Surface mounting main switch /I2H/MBS/SVB with pre-assembled EMC screen - mm

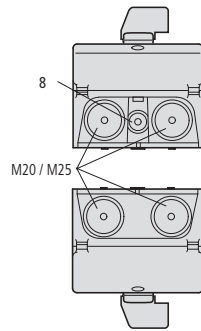
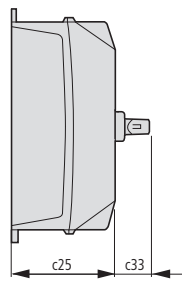
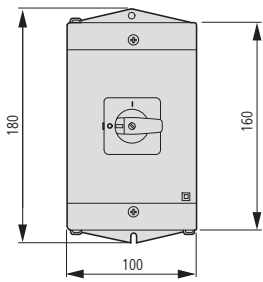


mm	in	mm	Ø	mm	in
7	0.28	2 x 4.2 x 8.2	d1	3.5	0.14
8	0.32	2 x 4.2 x 8.2	d1	3.5	0.14
10	0.39	2 x 4.2 x 8.2	d1	3.5	0.14
12	0.47	2 x 4.8 x 10.5	d2	4.1	0.16

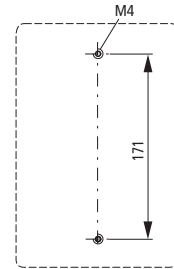
a = 101 mm (3.98")

Dimensions

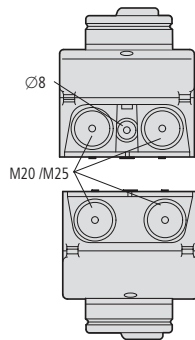
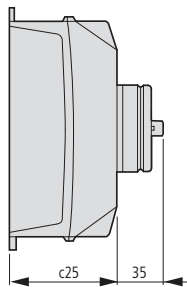
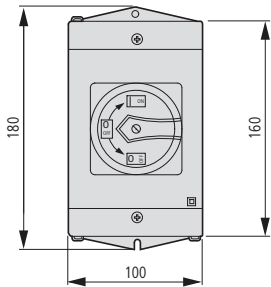
T3 Surface mounting /I2 - mm



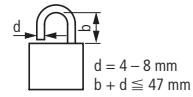
Drilling dimensions base



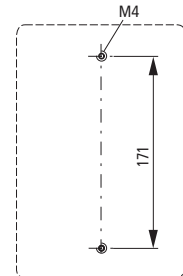
T3.../I2/SVB Surface mounting main switch - mm



≤ 3 padlocks



Drilling dimensions base

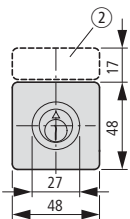


Part no.	c25
T0-1...	75
T0-2...	75
T0-3...	95
T0-4...	95

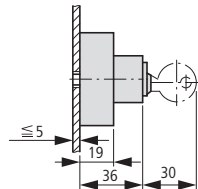
Part no.	c25	c33
T3-1...	80	27
T3-2...	80	27
T3-3...	100	35
T3-4...	100	35
T3-5...	145	35

Key operated lock mechanism - mm

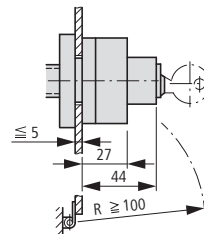
S-T0
S-SOND...-T0



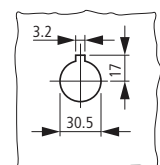
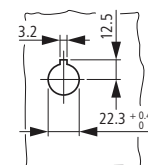
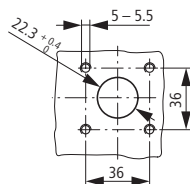
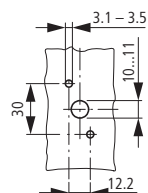
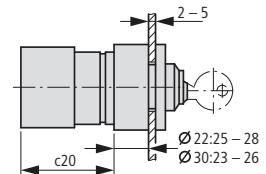
T0.../E(I1) + S-(SOND-)T0
T3.../E(I2) + S-(SOND-)T0



T0.../Z + S-(SOND-)T0
T3.../Z + S-(SOND-)T0



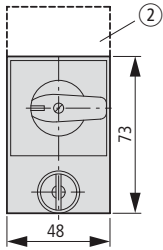
T0.../EZ = T0.../E + EZ-T0 + S-(SOND-)T0
T3.../EZ = T3.../E + EZ-T0 + S-(SOND-)T0



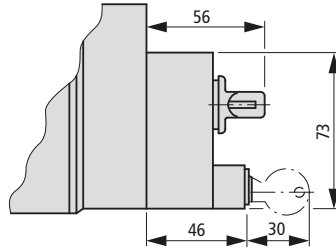
Dimensions

Cylinder lock - mm

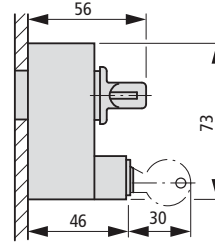
SVA-T3



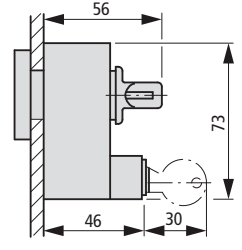
T0.../11/SVA
T3.../12/SVA
P1.../12/SVA



T0.../E/SVA...
T3.../E/SVA...
P1.../E/SVA

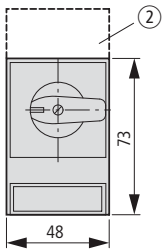


T0.../Z/SVA...
T3.../Z/SVA...
P1.../Z/SVA

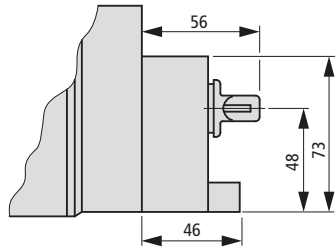


Padlocking feature - mm

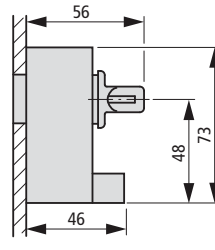
SVC-T3



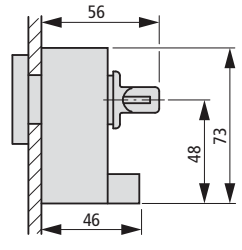
T0.../11/SVC
T3.../12/SVC
P1.../12/SVC



T0.../E/SVC...
T3.../E/SVC...
P1.../E/SVC

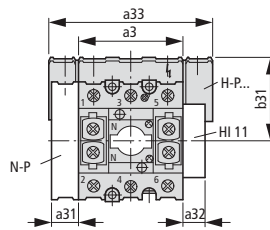
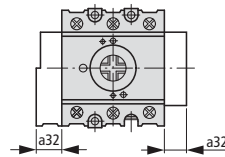
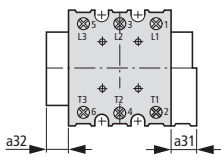


T0.../Z/SVC...
T3.../Z/SVC...
P1.../Z/SVC

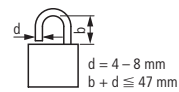


Modules - mm

Switched neutral conductor N-P...
Auxiliary contacts HI 11-P1/P3



≅ 3 padlocks




Part no.	a3	a31	a32	a33	b31
P1-...	49	15	15	83	49
P3-...	72	18	15	114	60

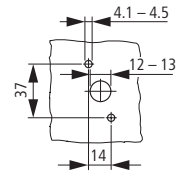
② Not included as standard

Dimensions

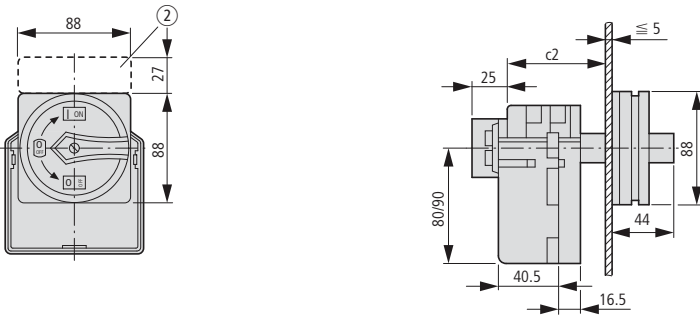
T5(B) Flush mounting /E - mm



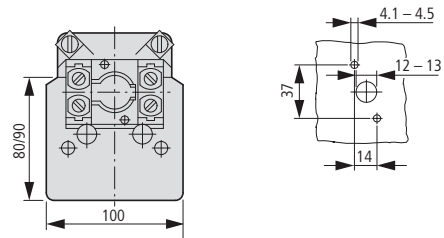
Drilling dimensions door




T5(B) Flush mounting main switches /EA/SVB - mm



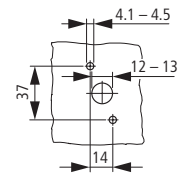
Drilling dimensions door



T5(B) Rear mounting /Z - mm

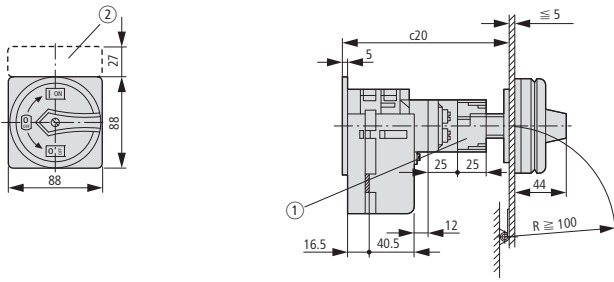


Drilling dimensions door



Dimensions

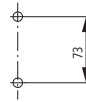
T5(B) Rear mounting main switch /V/SVB - mm



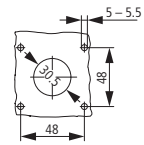
Part no.	c2	c20 ≧/≦	c20 with ≦ 4 ZAV	c21	c22
T5(B)-1...	54	92 – 107	207	90	125 (95)
T5(B)-2...	71	109 – 124	224	90	125 (95)
T5(B)-3...	87	125 – 140	240	123	160 (160)
T5(B)-4...	104	142 – 157	257	123	160 (160)
T5(B)-5...	120	158 – 173	273	–	–
T5(B)-6...	137	175 – 190	290	–	–
T5(B)-7...	153	191 – 206	306	–	–
T5(B)-8...	170	208 – 223	323	–	–
T5(B)-9...	186	224 – 239	339	–	–
T5(B)-10...	203	240 – 356	356	–	–

Depth of one contact unit: 16.5 mm

Drilling dimensions
base



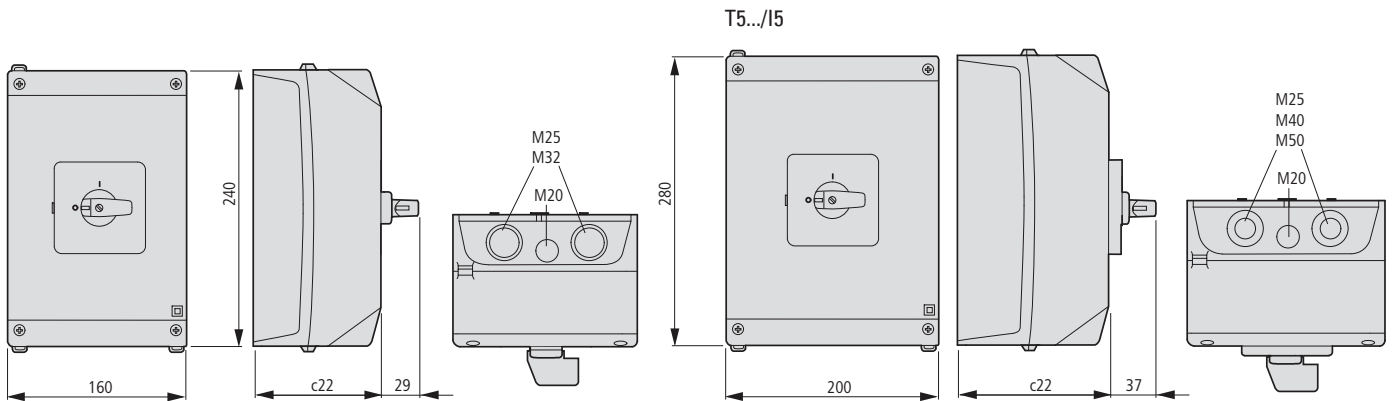
Drilling dimensions
door



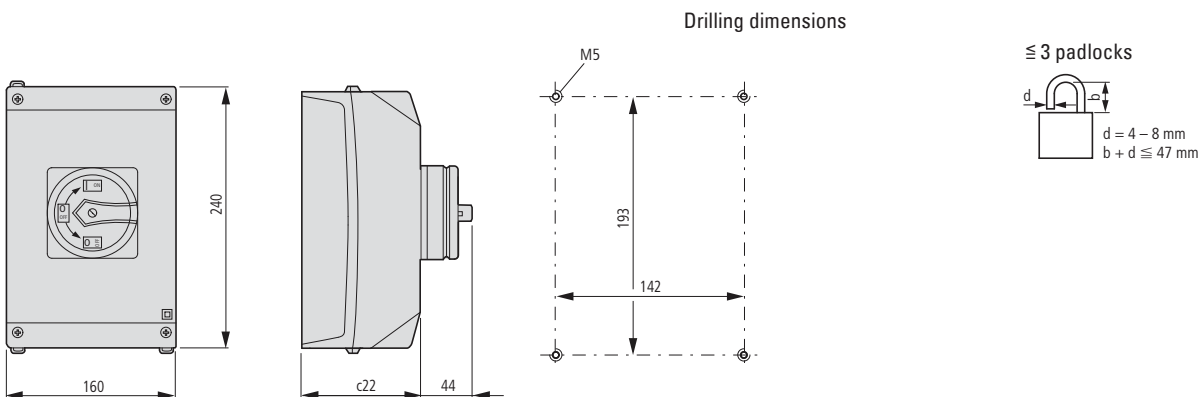
- ① Extension possible with ZVV-P3, $\leq 4 \times 25 = 100$ mm
- ② Not included as standard

Cam switches T5B and T5 have identical designs, only their contacts are different

T5B Surface mounting /I4 - mm

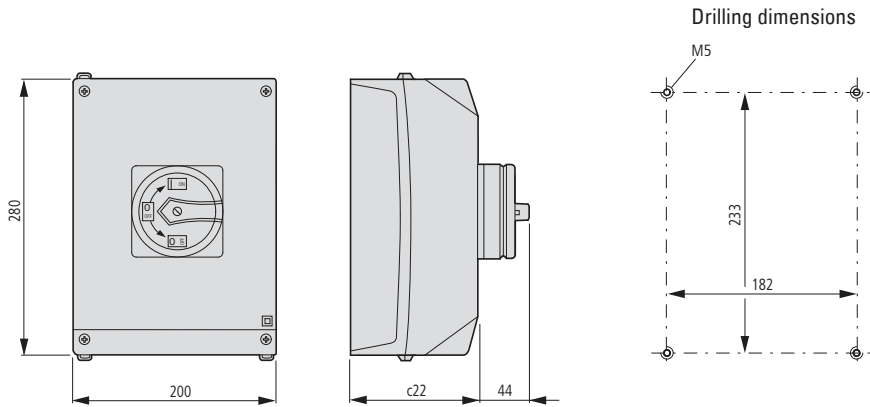


T5B Surface mounting main switches /I4/SVB - mm

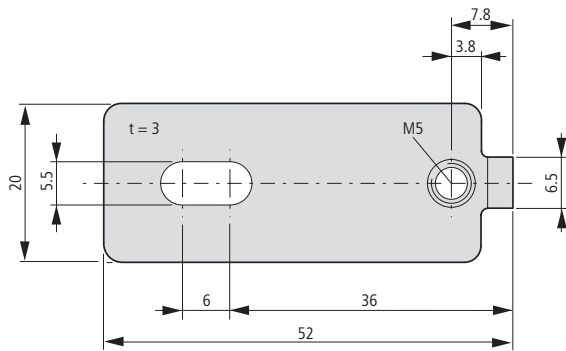


Dimensions

T5 Surface mounting main switches /I5/SVB - mm



AB-CI-K415 External fixing brackets -mm

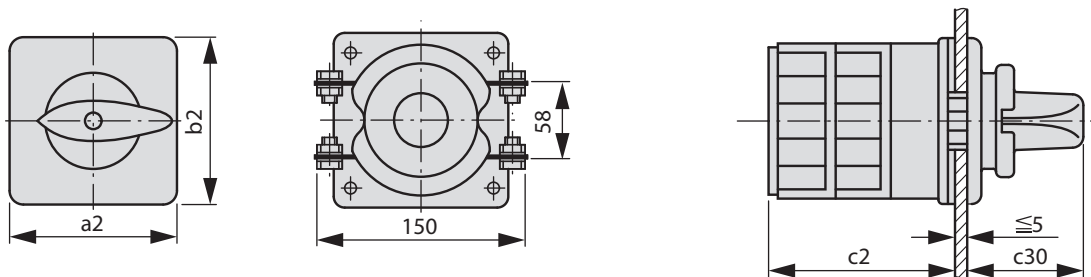


Part no.	c22
T5(B)-1...	125
T5(B)-2...	125
T5(B)-3...	160
T5(B)-4...	160

Depth of one contact unit: 16.5 mm

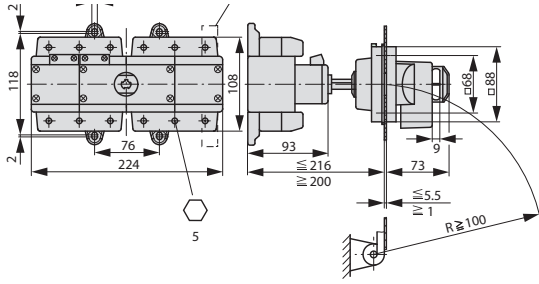
Cam switches T5B and T5 have identical designs, only their contacts are different

T6-3-8212/E/HI12 and T8-3-8212/E/HI12 Flush mounting - mm

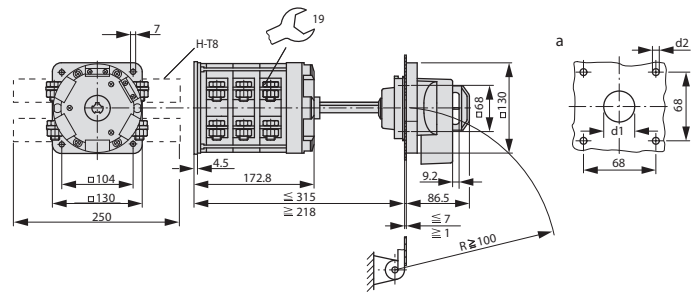


Dimensions

T6-160-6/V/SVB-SW/HI11 - mm

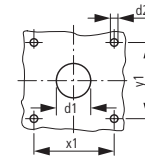


T8-3-8342/V/SVB-(SW)/HI11 - mm



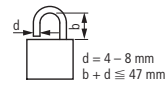
Part no.	a2	b2	c2	c30	d1	d2	x1	y1
T6-3-8212/E/HI12	88	88	152	44	∅ 26 - 30	∅ 6.0	68	68
T8-3-8212/E/HI12	130	130	173	62	∅ 22 - 25	∅ 7.0	104	104
T8-3-8342/V/SVB-(SW)/HI11	-	-	-	-	∅ 26 - 30	∅ 7.0	68	68

Drilling dimensions door



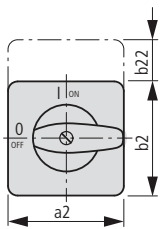
T6: 4 M5 x 20
T8: 4 M6 x 20

≤ 3 padlocks for T.../SVB

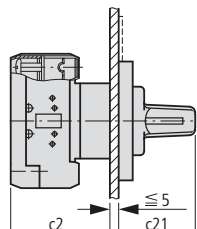
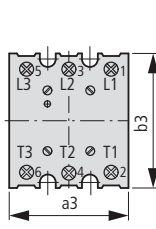


P Flush mounting/E and Centre mounting /EZ - mm

P.../E



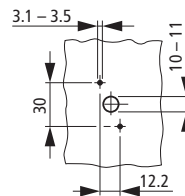
P1.../EZ



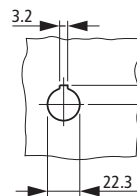
P1.../EZ = c2 + 5 mm

Drilling dimensions door

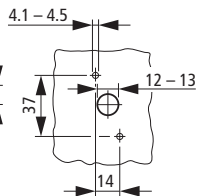
P1.../E



P1.../EZ

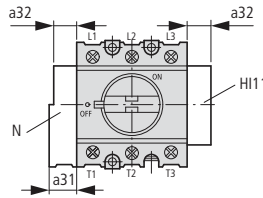
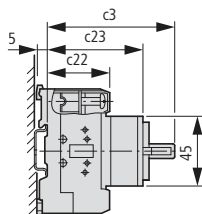
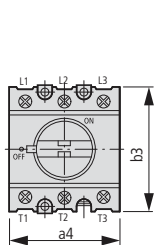


P3.../E

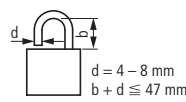


P Service distribution board /IVS - mm

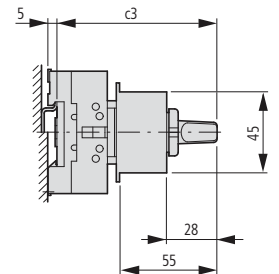
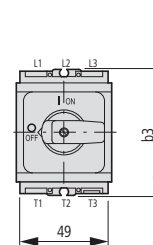
P3.../IVS



≤ 3 padlocks

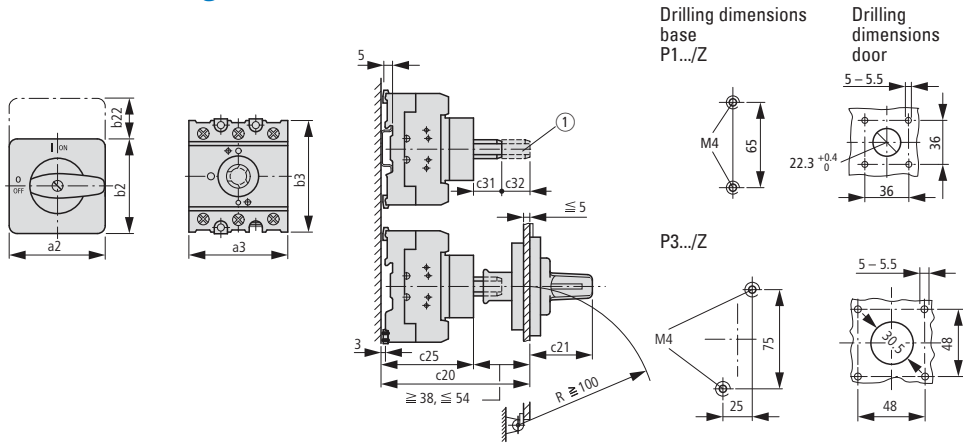


P1.../IVS



Dimensions

P Rear mounting /Z - mm

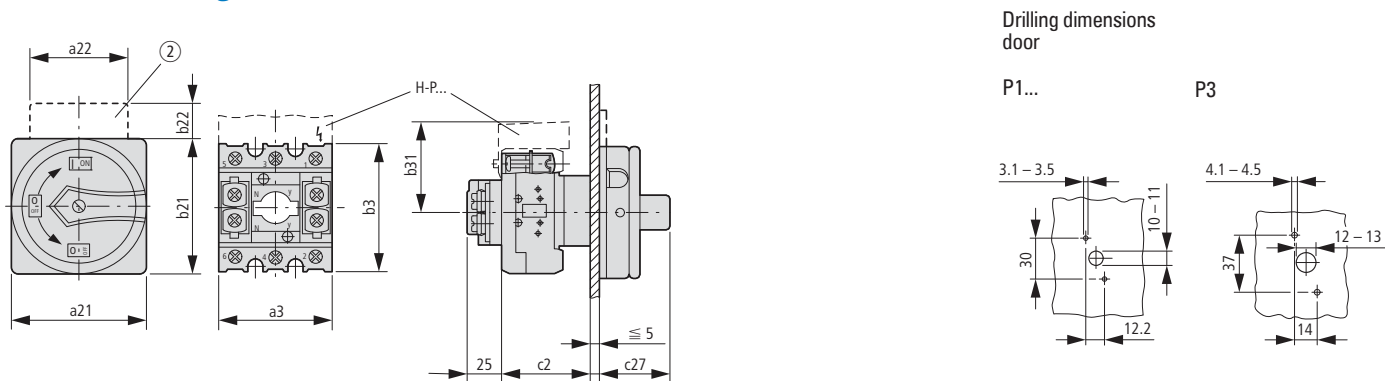


① Shaft extension with ZAV... possible $\leq 4 \times 25 = 100$ mm

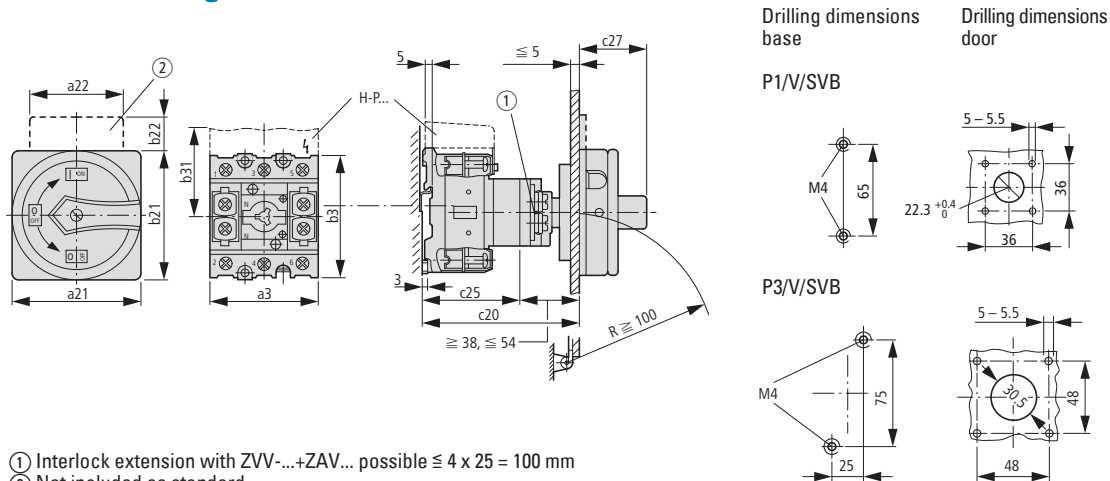
Part no.	a2	a3	a4	a21	a22	a23	a31	a32	a33	b2	b3	b21	b22	b23	b24	b31
P1	48	49	53.5	65	48	87	15	15	83	48	70	65	17	180	32	49
P3	87	72	71.5	87	87	125	18	15	114	87	83	87	27	175	-	60

Part no.	c2	c3	c20 \cong/\cong	c20 with $\cong 4$ ZAV/ZVV	c21	c22	c23	c24	c25	c27	c28	c31	c32	c33
P1	59	86	96 - 112	212	35	32	65	68	58	35	77	25	25	27
P3	59	82	103 - 118	218	37	41	63	81	65	44	90	25	25	29

P Flush mounting main switch /EA/SVB - mm



P Rear mounting main switch /V/SVB - mm



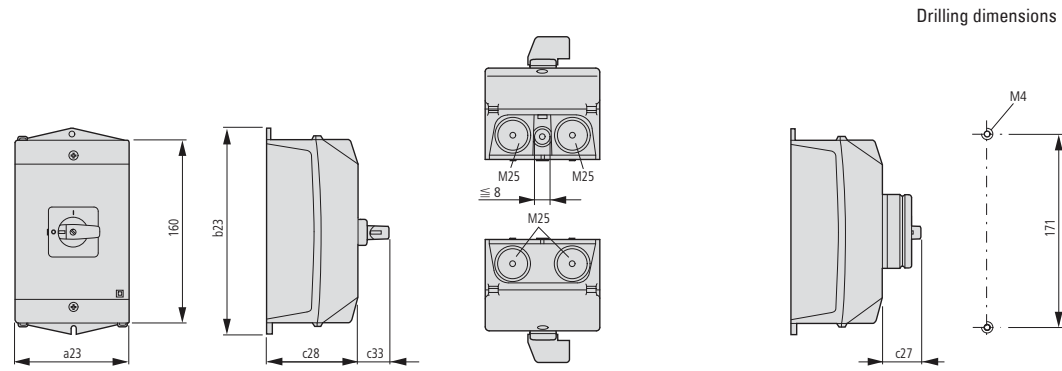
① Interlock extension with ZVV...+ZAV... possible $\leq 4 \times 25 = 100$ mm
 ② Not included as standard

Dimensions

P1 Surface mounting /I2 - mm

Surface mounting
P1.../I2

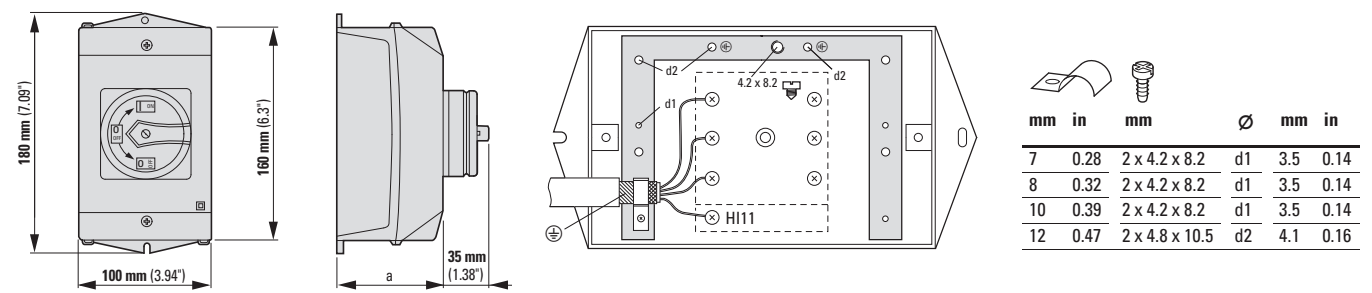
Surface mounting main switches/safety switches
P1.../I2/SVB / P1.../I2/SI



Part no.	a2	a3	a4	a21	a22	a23	a31	a32	a33	b2	b3	b21	b22	b23	b24	b31
P1.../I2	48	49	53.5	65	48	100	15	15	83	48	70	65	17	180	35.5	49

Part no.	c2	c3	c20 ≧/≦	c20 with ≧ 4 ZAV/ZVV	c21	c22	c23	c24	c25	c27	c28	c31	c32	c33
P1...	59	86	96 – 112	212	35	32	65	68	58	35	80	25	25	27

P1 Surface mounting main switch /I2H/MBS/SVB with pre-assembled EMC screen - mm



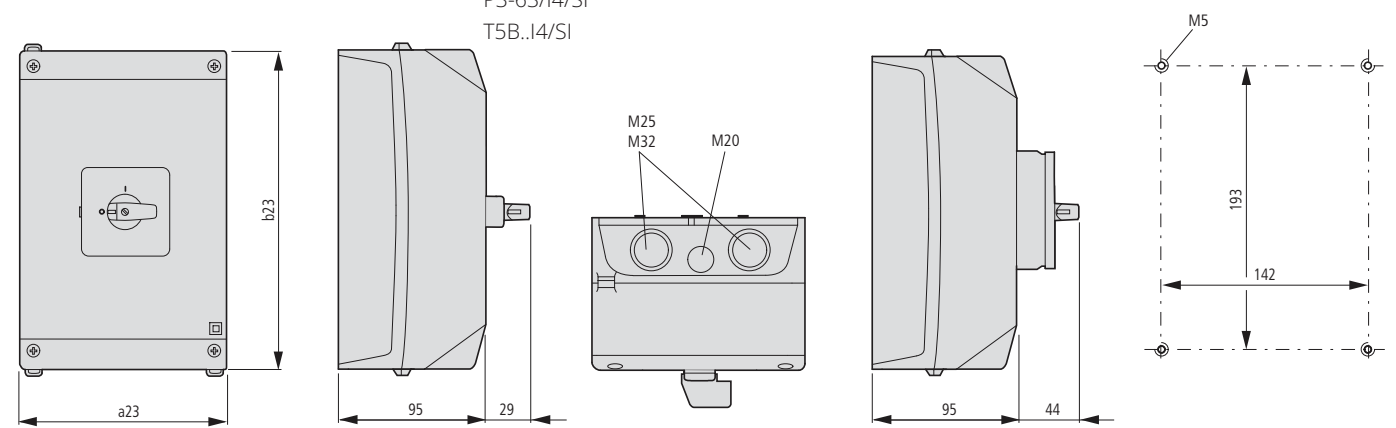
a = 101 mm (3.98")

P3-63 Surface mounting /I4 - mm

Surface mounting
P3-63/I4

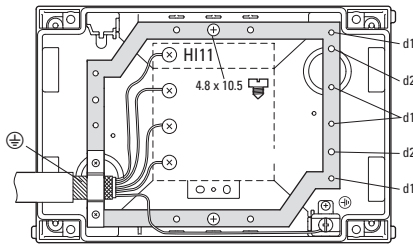
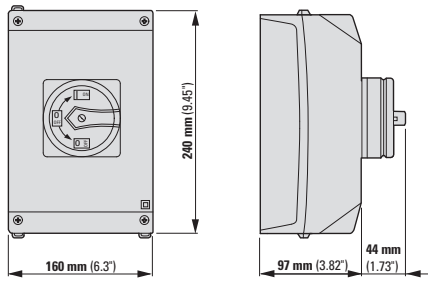
Surface mounting main switches/safety switches
P3-63/I4/SVB
P3-63/I4/SI
T5B..I4/SI

Drilling dimensions



Dimensions

P3 Surface mounting main switch /I4/MBS/SVB with pre-assembled EMC screen - mm



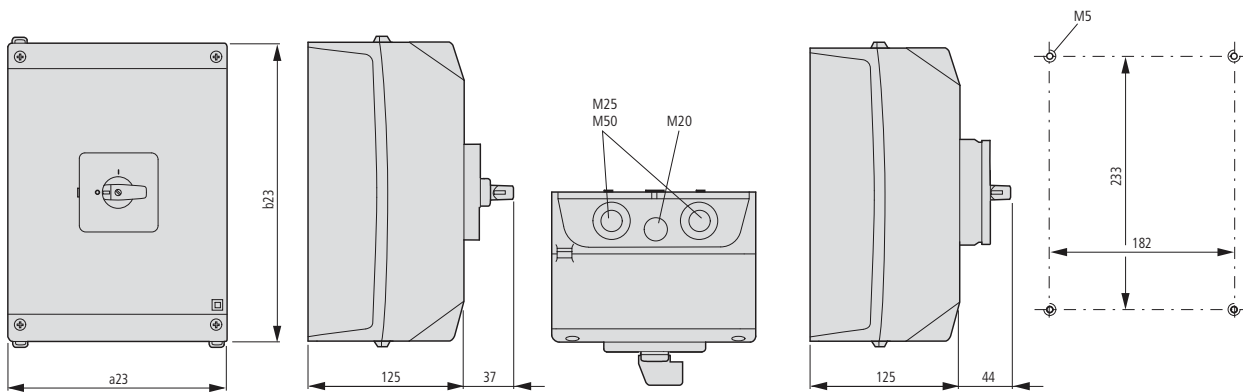
mm	in	mm	Ø	mm	in
12	0,47	2 x 4,8 x 10,5	d2	4,1	0,16
16	0,63	2 x 4,8 x 10,5	d2	4,1	0,16
20	0,79	2 x 4,2 x 8,2	d1	3,5	0,14

P3-100 Surface mounting /I5 - mm

Surface mounting
P3-100/I5

Surface mounting main switches/safety switches
P3-100/I5/SVB
P3-100/I5/SI
T5-.../I5/SI

Drilling dimensions

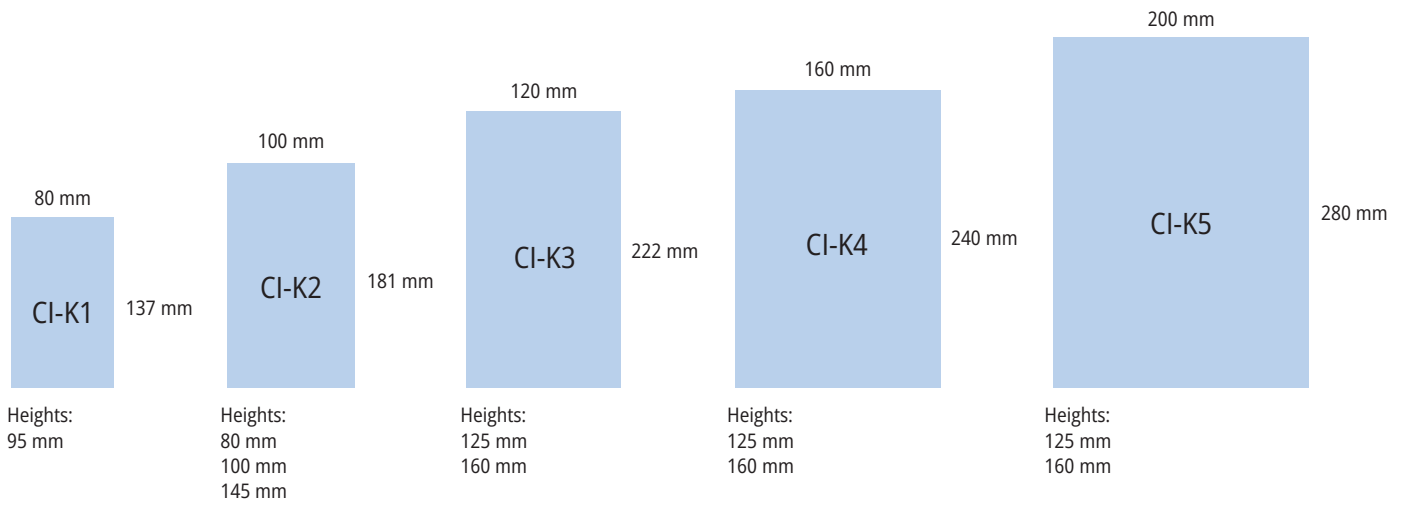


Part no.	a2	a3	a4	a21	a22	a23	a31	a32	a33	b2	b3	b21	b22	b23	b24	b31
P3-63/I4	87	72	71.5	87	87	160	18	15	114	87	83	87	27	240	35.5	60
P3-100/I5	87	72	71.5	87	87	200	18	15	114	87	83	87	27	280	35.5	60

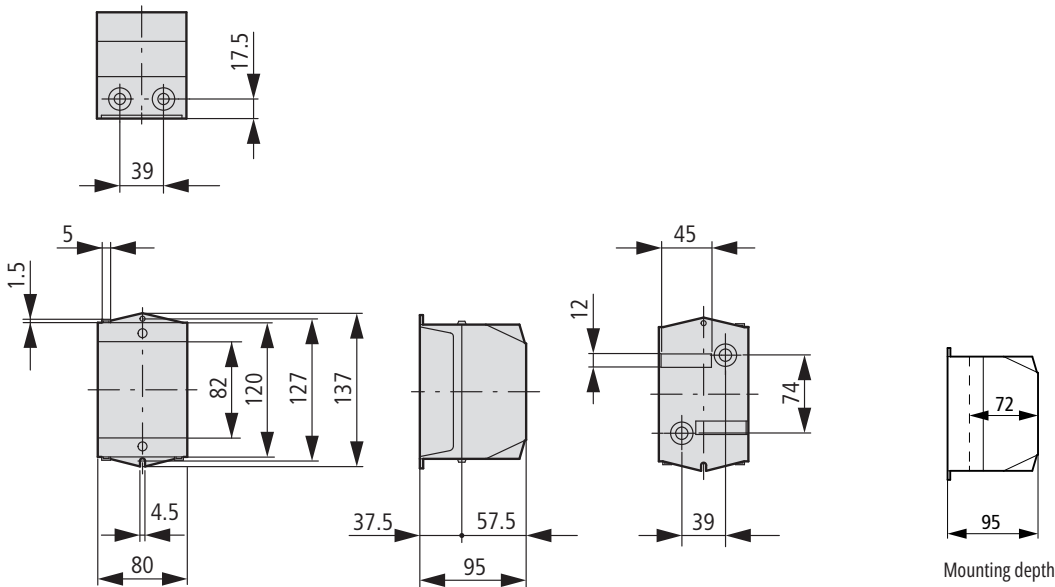
Part no.	c2	c3	c20 ≅/≅	c20 with ≤ 4 ZAV/ZVV	c21	c22	c23	c24	c25	c27	c28	c31	c32	c33
P3-63	59	82	103 – 118	218	37	41	63	81	65	44	125	25	25	37
P3-100	59	82	103 – 118	218	37	41	63	81	65	44	125	25	25	37

Dimensions

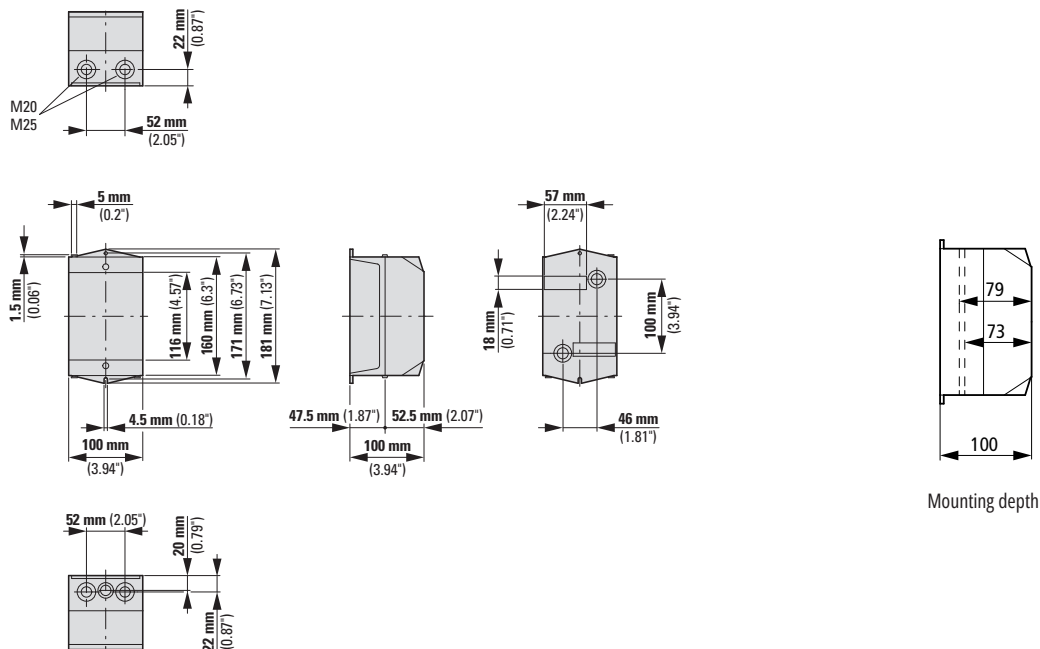
CI-K Polycarbonate enclosures - Dimensions overview - mm



CI-K1 - mm

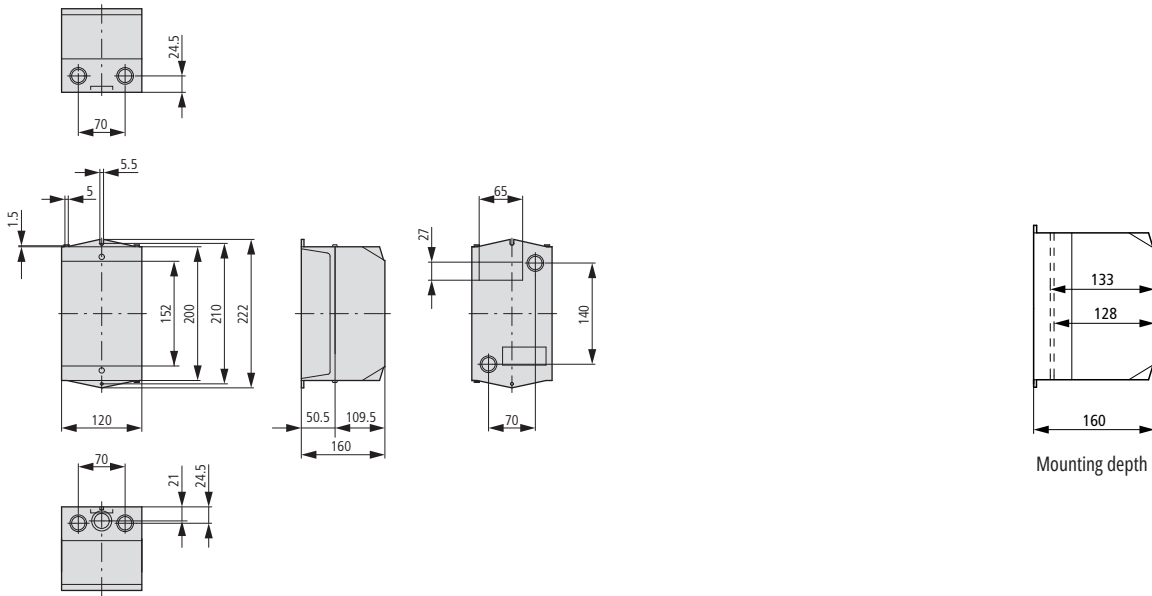


CI-K2 - mm

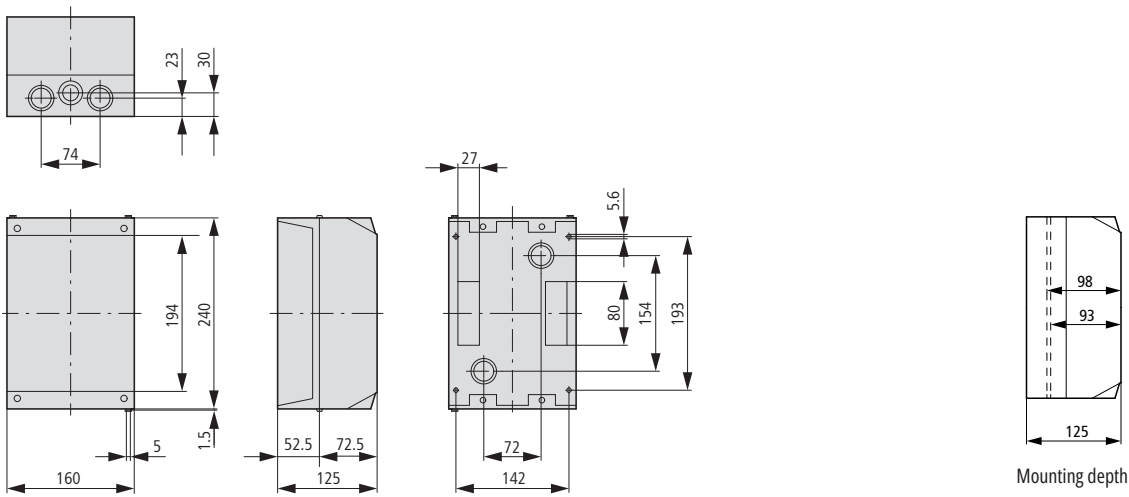


Dimensions

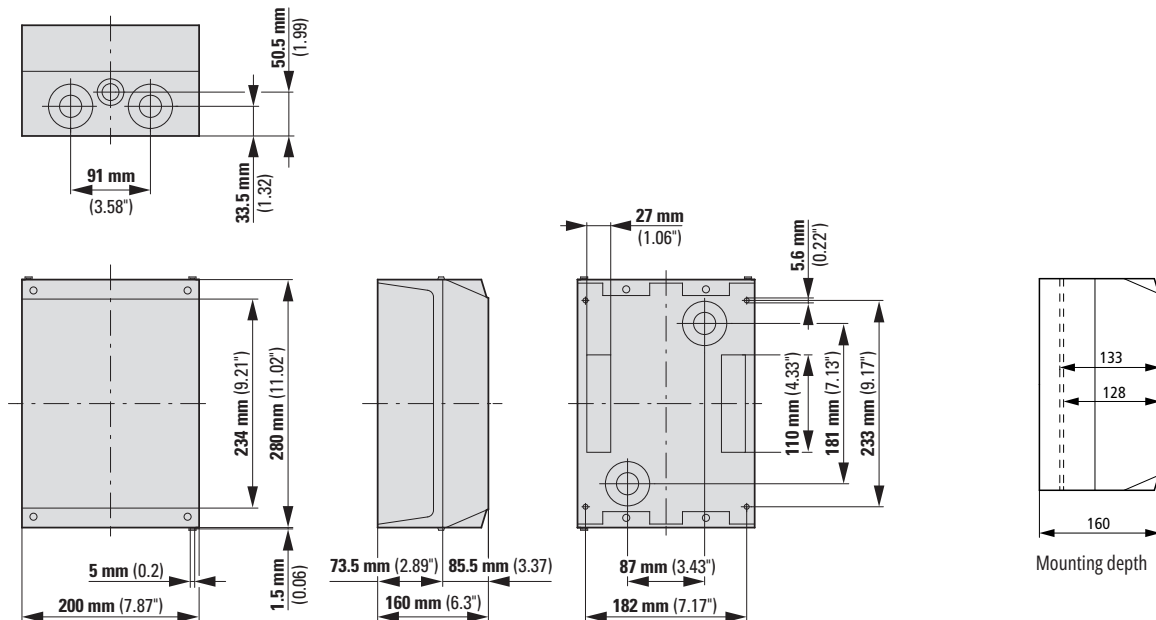
CI-K3 - mm



CI-K4 - mm



CI-K5 - mm



Index - By article number

Article number	Part number	Page	Article number	Part number	Page	Article number	Part number	Page
000649	KNK-P3	92	015145	P1-32/V/SVB/H11	76	026994	T0-1-15511/IVS	98
000650	KNK-T0	92	015147	T0-1-102/IVS	97	026997	T0-3-15924/IVS	107
000651	N-P1E	45, 159	015148	P1-32/Z/N	70	027009	P3-100/V/SVB-SW/N	73
000652	N-P1Z	91, 113, 152, 159	015166	TM-2-8211/EZ	53	027010	P3-63/V/SVB-SW/H11	75
000687	T3-2-8400/EZ	60	015197	TM-2-8221/EZ	53	027011	T0-4-15682/V/SVB-SW	75
000691	TM-1-15431/EZ	58	015226	TM-1-8240/EZ	63	027012	T0-2-1/EZ	49
000692	TM-1-8220/EZ	53	015256	TM-2-8241/EZ	63	027013	P3-63/Z/N	70
000693	TM-1-8290/EZ	49	015506	TM-3-8242/EZ	63	027043	ZFSX-P3	156
000694	T3-3-8401/EZ	60	015537	TM-3-8243/EZ	63	027044	ZAV-T0	92
000695	T3-3-8228/EZ	60	015554	TM-3-8401/EZ	35	027076	T0-1-8240/IVS	109
000698	TM-3-8261/EZ	63	015565	TM-5-8247/EZ	63	027418	TM-2-15432/E	33
000699	TM-2-8550/EZ	55	015571	T0-3-15683/EA/SVB	27	028641	T3-3-8451/E	34
000700	TM-2-8231/EZ	66	015592	TM-3-8232/EZ	66	029353	T0-3-8212/E	29
000701	TM-2-8230/EZ	66	015600	T0-3-15683/EA/SVB-SW	26	029354	T0-2-8211/Z	81
000721	T3-4-8410/EZ	61	015630	TM-3-8233/EZ	66	029356	T0-6-8370/EZ	54
000797	T3-5-15876/EZ	60	015634	T0-3-15683/V/SVB	76	029358	T0-4-8440/IVS	105
000893	T0-5-15876/E	36	015661	TM-5-8237/EZ	66	029361	T0-3-8232/EZ	65
000900	T0-5-15876/E	60	015664	T0-3-15683/V/SVB-SW	75	029363	T0-2-15422/V	81
000902	T0-5-15876/IVS	106	015690	TM-1-8175/EZ	50	029364	T0-1-15431/Z	83
000942	T0-5-15876/Z	85	016318	T3-1-102/E-RT	22	029365	T0-3-15391/E	44
000956	T3-3-8451/EZ	59	016619	T0-3-15683/E	23	029367	T0-1-15511/Z	71
000959	T3-4-8440/EZ	59	016658	T0-2-15683/EZ	51	029368	T0-4-15602/Z	32
001025	T3-2-8221/EZ	54	016722	T0-3-15683/IVS	100	029370	T0-3-15924/Z	86
001069	T3-3-8222/EZ	54	016747	T3-1-102/EA/SVB-SW	24	029382	T0-3-8342/EA/SVB	25
002388	P1-25/E-RT	22	016748	T3-3-15680/V/SVB	76	029383	P3-100/EA/SVB/H11	27
002513	T3-4-8294/E	29	016751	T3-2-8215/E	30	029387	T0-2-15679/E	23
002538	T3-3-8228/E	35	016776	T3-5-15876/E	36	029416	BS45X14-T0	156
003072	T3-1-8210/EZ	52	016786	TM-1-8178/EZ	50	029417	ZAV-P3	92
003075	T3-2-8211/EZ	52	016878	TM-2-15432/EZ	58	029452	T0-2-15920/IVS	107
003079	T3-4-8213/EZ	52	016925	TM-1-8220F88/EZ	58	029791	TM-3-15433/E	33
003080	T3-3-8212/EZ	52	017025	T3-1-8200/E-RT	22	030170	ZFS61/62-T0	156
003191	T0-2-15435/E	33	017253	H-P1	161	030988	T3-4-15682/Z	72
003192	T0-2-15435/EZ	58	017497	T0-6-8271/EZ	65	030992	T3-3-8401/E	35
003195	T0-2-15435/IVS	104	017500	T0-3-15453/EZ	58	031014	T3-3-8451/Z	84
003196	T0-2-15435/Z	83	017501	T0-1-15322/IVS	98	031475	F5908GE-P3	155
003197	P1-32/E-RT	22	017503	T0-2-8177/EZ	50	031607	P3-63/EA/SVB	25
003198	F5908GE-T0	155	017517	P3-63/V/SVB-SW/N	73	031726	T0-4-8213/E	29
004506	T3-6-8370/EZ	54	017518	P1-32/V/SVB-SW/H11	75	031728	T0-1-8220/E	31, 42
004882	T3-1-8200/V/SVB-SW	73	017524	T0-4-15682/IVS	100	031731	T0-4-8441/IVS	105
004886	T3-4-8294/Z	81	017926	TM-2-8219/E	28	031738	T0-3-15391/EZ	56
004911	T3-3-8228/Z	85	018053	T0-1-15434/EZ	58	031739	T0-2-15323/IVS	98
005743	P3-63/E-RT	22	019120	T3-1-102/V/SVB	74	031741	T0-4-15602/EZ	55
007189	P3-100/E-RT	22	019121	T3-3-15680/V/SVB-SW	75	031755	T0-3-8342/EA/SVB-SW	24
007255	T3-1-8200/V/SVB	74	019149	T3-5-15876/Z	85	031756	P3-100/EA/SVB-SW/H11	26
008267	T0-4-8344/EA/SVB	25	019626	H-P14	161	031758	T0-2-1/IVS	97
008268	T0-4-8344/EA/SVB-SW	24	019862	T0-1-8210/Z	81	031759	P3-100/E/N	18
008272	T0-4-8344/V/SVB-SW	73	019863	T0-1-8214/E	30	031760	T0-2-15679/EZ	51
008964	T3-4-8344/EA/SVB	25	019864	T0-4-8223/EZ	54	031789	BS84X24-P3	156
008965	T3-4-8344/EA/SVB-SW	24	019869	TM-1-8231/IVS	110	032164	TM-1-8214/E	30
008967	T3-4-8344/V/SVB-SW	73	019871	T0-2-15422/E	29	034102	T0-8-8372/EZ	41
009046	T0-1-102/E-RT	22	019872	T0-1-15431/E	33	034105	T0-1-8240/E	54
009474	T0-1-8200/E-RT	22	019875	T0-1-15511/E	20	034106	T0-3-8280/E	41
009632	T3-1-8214/EZ	30	019878	T0-3-15924/EZ	37	034107	T0-3-8232/IVS	110
009657	T3-4-8410/EZ	38	019890	P3-100/EA/SVB/N	25	034109	T0-3-15423/E	29
009741	TM-5-8247/E	40	019891	P3-63/EA/SVB/H11	27	034110	T0-2-15432/E	33
010366	T0-3-8401/Z	85	019892	T0-4-15682/EA/SVB	27	034113	T0-2-15512/E	20
010371	T0-4-8294/E	29	019894	P3-63/E/N	18	034116	T0-3-8048/E	37
010372	T0-2-8221/EZ	54	019924	ZFS60-T0	156	034128	T0-3-8342/V/SVB	74
010378	T0-5-8270/Z	89	019925	UV-T0	161	034129	P3-100/V/SVB/H11	76
010380	T0-6-8370/Z	82	020299	TM-3-8299/E	28	034132	P3-100/IVS/N	97
010381	T0-2-15452/Z	83	020300	TM-2-8550/E	32	034537	TM-2-8215/E	30
010382	T0-1-15322/E	21	020593	T3-4-8344/E	18	035739	T3-3-8401/Z	85
010398	P3-63/EA/SVB/N	25	020595	T3-4-8344/EZ	49	035760	T3-4-8440/E	34
010402	P1-32/IVS/N	97	020598	T3-4-8344/V/SVB	74	036473	T0-3-8212/Z	81
010405	T0-4-15682/E	23	020600	T3-4-8344/Z	70	036477	T0-6-15866/IVS	106
010807	TM-3-8212/E	28	021493	T3-1-102/V/SVB-SW	73	036479	T0-3-8280/EZ	64
011082	T0-2-1/E-RT	22	021999	H-P3	161	036480	T0-3-8232/Z	89
012002	T3-3-15680/EA/SVB	27	022234	T0-2-8211/E	29	036482	T0-3-15423/EZ	52
012030	T3-4-8410/Z	87	022236	T0-2-8215/E	30	036483	T0-2-15432/EZ	58
012742	T0-1-8210/EZ	29	022242	T0-2-8231/Z	89	036484	T0-3-15391/IVS	112
012747	T0-6-15866/EZ	60	022243	T0-6-8271/IVS	110	036486	T0-2-15512/EZ	50
012749	T0-3-8244/IVS	109	022244	T0-2-15422/EZ	52	036487	T0-4-15602/IVS	103
012750	T0-2-8231/E	42	022245	T0-1-15431/EZ	58	036501	T0-3-8342/V/SVB-SW	73
012752	T0-1-15421/IVS	101	022246	T0-3-15453/IVS	104	036502	P3-100/V/SVB-SW/H11	75
012753	T0-8-8372/Z	82	022248	T0-1-15511/EZ	50	036504	T0-2-1/Z	70
012755	T0-1-15322/EZ	50	022249	T0-2-8177/IVS	98	036506	T0-2-15679/IVS	100
012759	T0-3-8007/IVS	107	022251	T0-3-15924/EZ	62	038133	T3-4-8440/Z	84
012771	P3-63/EA/SVB-SW/N	24	022263	P3-100/EA/SVB-SW/N	24	038724	P1-25/E	31
012772	P1-32/EA/SVB-SW/H11	26	022264	P3-63/EA/SVB-SW/H11	26	038847	T0-2-8221/E	18
012778	T0-4-15682/EZ	51	022265	T0-4-15682/EA/SVB-SW	26	038849	T0-3-8451/E	34
013140	P1-25/IVS-RT	99	022267	P3-63/IVS/N	97	038854	T0-1-15401/E	19
013180	TM-4-8213/E	28	022270	T0-4-15682/Z	72	038861	T0-2-15920/E	37
013971	T0-4-8251/E	42	022297	ZFS60-P3	156	038873	T0-2-1/EA/SVB	25
013972	T0-3-8251/EZ	65	022298	ZVW-T0	92	038875	T0-3-15680/EA/SVB	27
013974	T0-3-8251/IVS	110	022330	T0-1-102/V/SVB-SW	73	038878	P3-100/Z/N	70
013976	T0-3-8251/Z	89	022632	P1-32/IVS-RT	23	038909	KNB-T0	154
014000	T0-4-8344/E	18	023869	T3-4-15682/E	99	039283	TM-2-8230/E	39
014002	T0-4-8344/EZ	49	023870	T3-3-8216/E	30	039298	TM-3-8232/E	39
014006	T0-4-8344/IVS	97	024604	T0-4-8410/E	38	040478	T3-3-15683/EA/SVB	27
014007	T0-4-8344/V/SVB	74	024609	T0-3-8216/E	30	041097	P1-25/EA/SVB	97
014009	T0-4-8344/Z	70	024610	T0-5-8369/EZ	54	041099	P3-63/IVS	25
014374	T3-1-102/EA/SVB	25	024616	T0-6-8271/Z	89	041222	T0-4-8440/E	34
014375	T3-3-15680/EA/SVB-SW	26	024619	T0-3-15453/Z	83	041225	T0-3-8280/IVS	109
014377	T3-3-15683/E	23	024620	T0-2-15323/E	21	041226	T0-3-8233/E	42
014933	T0-1-102/EZ/S	20	024622	T0-2-8177/Z	71	041227	T0-1-15401/EZ	49
014971	T0-1-102/Z/S	71	024636	P3-100/V/SVB/N	74	041228	T0-3-15423/IVS	101
015073	TM-1-8291/EZ	49	024637	P3-63/V/SVB/H11	76	041229	T0-2-15432/IVS	104
015096	TM-2-8292/EZ	49	024638	T0-4-15682/V/SVB	76	041234	T0-2-15920/EZ	62
015112	T0-3-8228/E	35	024639	T0-2-1/E	18	041246	T0-2-1/EA/SVB-SW	24
015118	T0-3-8222/EZ	54, 65	024670	ZFSX-T0	156	041248	T0-3-15680/EA/SVB-SW	26
015122	T0-3-8244/Z	88	024671	ZVW-P3	92	041250	P1-25/EZ	49
015123	T0-2-8231/EZ	65	025045	TM-1-15431/E	33	041252	T0-2-15679/Z	72
015124	T0-6-8271/E	42	025046	TM-4-8552/E	32	041282	KNB-P3	154
015125	T0-1-15421/Z	81	026861	P3-63/E	18	041656	TM-5-8270/E	39
015127	T0-3-15453/E	33	026985	T0-3-8451/IVS	105	041671	TM-5-8252/E	39
015130	T0-2-8177/EZ	20	026988	T0-3-8232/E	42	042851	T3-3-15683/EA/SVB-SW	26
015132	T0-3-8007/Z	86	026990	T0-2-15422/IVS	101	042879	T3-4-8441/E	34
015137	TM-1-8210/EZ	53	026991	T0-1-15431/EZ	104	043592	T0-4-8213/Z	81
015144	P3-63/V/SVB/N	74	026993	T0-2-15323/EZ	50	043594	T0-4-8294/IVS	101

Index - By article number

Article number	Part number	Page	Article number	Part number	Page	Article number	Part number	Page
043595	TO-4-8441/E	34	050978	TO-2-1/Z/SVA(A)	71	067759	TM-3-8261/E	40
043596	TO-3-8451/Z	84	050987	VR-T3	158	068949	T3-1-8200/EA/SVB-SW	24
043597	TO-1-8240/EZ	64	052344	T3-3-8342/Z	70	068956	T3-3-8212/E	29
043598	TO-3-8280/Z	88	052346	T3-3-8222/E	31	068957	T3-5-8369/Z	82
043599	TO-3-8233/EZ	65	052962	P1-25/IVS	97	069150	TM-5-8237/E	39
043601	TO-3-15423/Z	81	052999	SVB-P3	153	069304	TO-2-15907/EZ	58
043602	TO-2-15432/Z	83	053079	TO-2-8400/E	35	069697	TO-8-8372/IVS	102
043605	TO-2-15512/Z	71	053080	TO-4-8410/EZ	61	069700	TO-2-8242/EZ	64
043619	TO-2-1/V/SVB	74	053083	TO-2-8211/EZ	52	069701	TO-6-8282/IVS	109
043621	TO-3-15680/V/SVB	76	053088	TO-4-8441/Z	84	069703	TO-2-15403/EZ	49
043624	TO-3-8342/E	18	053089	TO-2-8241/EZ	64	069705	TO-1-15434/IVS	104
043655	KNB-RT-T0	154	053092	TO-1-15402/E	19	069710	TO-2-15921/EZ	62
044029	TM-2-8231/E	39	053099	TO-2-15922/E	37	069724	P3-63/EA/SVB-SW/N/HI11	26
044973	TO-2-1/E/SVC(S)-RT	22	053110	TO-1-8200/EA/SVB	25	069725	TO-1-8200/EZ	49
044974	P1-25/E/SVC(S)-RT	22	053111	P1-32/EA/SVB-SW	24	070131	TM-1-8290/E	18
044975	P1-32/E/SVC(S)-RT	22	053113	P1-25/V/SVB/N/HI11	76	070132	TM-5-8281/E	40
044977	P1-32/E/SA(S)	21	053521	TM-3-8233/E	39	070194	P1-25/EA/SVB-SW/HI11	26
045062	H1-T5	161	054716	T3-4-15682/EA/SVB	27	071326	T3-3-8342/EA/SVB	25
045063	H2-T5	161	054718	T3-1-8210/E	29	071327	T3-1-8200/Z	70
045064	V/EA/SVB-SW/T5	154	054744	T3-6-15866/E	76	071329	T3-3-8212/Z	81
045065	V/EA/SVB/T5	154	055335	P1-25/V/SVB	34	072069	TO-4-8294/EZ	52
045224	T3-3-15683/V/SVB	76	055452	TO-2-8400/EZ	60	072074	TO-6-8282/Z	88
045225	T3-3-8342/E	18	055459	TO-1-8220/IVS	102, 110	072078	TO-1-15434/Z	83
045227	T3-2-8221/E	31	055460	TO-6-15866/E	36	072079	TO-3-15394/E	44
045252	T3-4-8441/Z	84	055463	TO-5-8281/IVS	109	072082	TO-1-91/E	43
045458	EZ/S-A	67	055465	TO-1-15402/EZ	49	072097	P3-63/V/SVB/N/HI11	76
045459	EZ/S-B	67	055466	TO-3-8216/Z	82	072504	TM-1-8291/E	18
045461	EZ/S-D	67	055467	TO-3-15433/IVS	104	072505	TM-3-8242/E	40
045462	EZ/S-E	67	055472	TO-2-15922/EZ	62	072567	P1-32/EA/SVB/HI11	27
045463	EZ/S-F	67	055483	TO-1-8200/EA/SVB-SW	24	073695	T3-2-8400/E	35
045464	EZ/S-G	67	055484	P1-32/V/SVB-SW	73	073699	T3-3-8342/EA/SVB-SW	24
045465	EZ/S-H	67	055486	P1-25/V/SVB-SW/N/HI11	75	073703	T3-6-8370/E	31
045466	EZ/S-J	67	055489	TO-3-8342/Z	70	074320	P3-100/EA/SVB	25
045468	EZ/S-N	67	055894	TM-6-8253/E	39	074437	TO-3-8228/Z	85
045471	EZ/S-R	67	057089	T3-4-15682/EA/SVB-SW	26	074440	TO-1-8210/IVS	101
045479	TM-1-8310/EZ	57	057091	T3-1-8210/Z	81	074446	TO-2-8242/IVS	109
045483	TM-2-8260/EZ	63	057092	T3-3-8222/Z	82	074449	TO-2-15403/IVS	97
045486	TM-2-8293/EZ	49	057117	T3-6-15866/Z	85	074450	TO-2-8221/Z	82
045487	TM-1-8311/EZ	57	057708	P1-25/Z	70	074452	TO-3-15394/EZ	56
045490	TM-3-15433/EZ	58	057829	TO-3-8212/EZ	52	074455	TO-1-91/EZ	67
045491	TM-3-8212/EZ	53	057832	TO-2-8221/IVS	102	074456	TO-2-15921/IVS	107
045493	TM-3-8222/EZ	53	057835	TO-2-8241/IVS	109	074470	P3-63/V/SVB-SW/N/HI11	75
045495	TM-3-8244/EZ	63	057836	TO-5-8281/Z	88	074471	TO-1-8200/IVS	97
045496	TM-3-8280/EZ	63	057840	TO-3-15433/Z	83	074877	TM-2-8292/E	18
045845	P3-63/IVS-RT	99	057856	TO-1-8200/V/SVB	74	074878	TM-4-8262/E	40
045847	TM-4-8213/EZ	53	057857	P3-63/EA/SVB-SW	24	076072	T3-3-8342/V/SVB	74
045967	TO-1-8214/IVS	101	057859	P1-32/EA/SVB/N/HI11	27	076073	T3-1-102/E	18
045973	TO-1-15401/IVS	97	057892	SVB-T0	153	076075	T3-4-8213/E	29
045992	TO-2-1/V/SVB-SW	73	058267	TM-1-8240/E	40	076423	TO-2-15907/IVS	104
045994	TO-3-15680/V/SVB-SW	75	059462	T3-4-15682/V/SVB	76	076813	TO-2-8211/IVS	101
045997	TO-3-8342/EZ	49	059465	T3-4-8223/Z	31	076815	TO-1-8214/EZ	52
046028	KNB-RT-P3	154	060198	TO-2-8400/IVS	106	076819	TO-2-8242/Z	88
046119	TM-4-8223/EZ	53	060204	TO-5-8369/E	31	076822	TO-2-15403/Z	70
046120	TM-4-8262/EZ	63	060205	TO-3-8222/IVS	102, 110	076824	TO-1-15451/E	33
046123	TM-5-8252/EZ	66	060208	TO-1-8240/Z	88	076829	TO-2-15921/Z	86
046124	TM-5-8270/EZ	66	060211	TO-1-15402/IVS	97	076843	P3-100/EA/SVB/N/HI11	27
046125	TM-5-8281/EZ	63	060218	TO-2-15922/IVS	107	076844	TO-1-8200/Z	70
046126	TM-5-8369/EZ	53	060229	TO-1-8200/V/SVB-SW	73	076845	P1-25/E/N	18
046127	TM-6-8253/E	66	060230	P3-63/V/SVB-SW	73	077250	TM-2-8293/E	18
046128	TM-6-8271/EZ	66	060232	P1-32/EA/SVB-SW/N/HI11	26	077251	TM-6-8282/E	40
046402	TM-6-8271/E	39	060265	SVB-SW-T0	153	078445	T3-3-8342/V/SVB-SW	73
046991	EZ/S-A-TM	67	060640	TM-2-8260/E	40	078446	T3-1-102/EZ	49
046992	EZ/S-B-TM	67	061813	H11-PI/P3E	45, 160	078448	T3-4-8213/Z	81
046995	EZ/S-E-TM	67	061835	T3-4-15682/V/SVB-SW	75	078796	TO-2-15907/Z	83
046996	EZ/S-F-TM	67	061837	T3-2-8211/E	29	079065	P1-32/E	18
046997	EZ/S-G-TM	67	061838	T3-4-8223/Z	82	079186	TO-3-8212/IVS	101
047004	EZ/S-R-TM	67	062031	H11-PI/P3Z	91, 113, 152, 160	079197	TO-1-15451/EZ	58
047422	ZFS77-P3	156	062432	N-PIE	45, 159	079198	TO-3-15394/IVS	112
047423	ZFS63-P3	156	062491	SVB-SW-P3	153	079201	TO-1-91/IVS	111
047424	ZFS63-T0	156	062571	TO-2-8400/Z	85	079216	P3-100/EA/SVB-SW/N/HI11	26
047600	T3-2-8221/Z	82	062572	TO-3-8228/IVS	106	079218	P1-25/EZ/N	49
048218	P3-63/V/SVB	74	062575	TO-4-8213/EZ	52	079583	TO-1-102/IVS-RT	99
048289	UV-P3	161	062577	TO-6-8370/E	31	079623	TM-3-8256/E	18
048334	TO-3-8228/EZ	60	062578	TO-4-8223/IVS	102	079624	TM-3-8243/E	40
048337	TO-1-8210/EZ	52	062581	TO-2-8241/Z	88	080822	T3-8-8372/E	31
048339	TO-3-8222/E	31, 42	062582	TO-6-8282/E	41	081438	P1-32/EA/SVB	25
048340	TO-2-8215/IVS	101	062584	TO-1-15402/Z	70	081439	P3-100/IVS	97
048342	TO-4-8440/Z	84	062586	TO-1-15434/E	33	081559	TO-4-8213/IVS	101
048344	TO-5-8281/E	41	062591	TO-2-15922/Z	86	081561	TO-2-8215/EZ	52
048345	TO-3-8233/IVS	110	062603	P3-100/EA/SVB-SW	24	081565	TO-3-8243/E	41
048346	TO-1-15401/Z	70	062605	P1-32/V/SVB/N/HI11	76	081568	TO-2-15404/E	19
048348	TO-3-15433/E	33	062638	V/EA/SVB-T0	154	081571	TO-3-15394/Z	90
048351	TO-3-15513/E	20	063013	TM-3-8280/E	40	081572	TO-1-15366/E	21
048353	TO-2-15920/Z	86	064208	T3-1-8200/E	18	081587	P1-25/EA/SVB/N	25
048365	P1-25/EA/SVB-SW	24	064210	T3-2-8211/Z	81	081588	TO-2-15679/EA/SVB	27
048367	P1-25/EA/SVB/N/HI11	27	064805	N-P3Z	91, 113, 159	081589	P3-100/V/SVB/N/HI11	76
048369	P1-32/EZ	49	064945	TO-4-8410/IVS	108	081622	EZ-T0	46
050591	P3-63/Z	70	064950	TO-8-8372/E	31	081956	TO-1-8200/IVS-RT	99
050712	TO-4-8223/E	31	064951	TO-5-8369/IVS	102	081996	TM-1-8220/E	28
050713	TO-3-8216/IVS	101	064955	TO-6-8282/EZ	64	081997	TM-3-8244/E	40
050716	TO-2-8241/E	41	064976	P3-100/V/SVB-SW	73	083192	T3-1-102/Z	70
050717	TO-5-8281/EZ	64	064978	P1-32/V/SVB-SW/N/HI11	75	083195	T3-8-8372/Z	82
050718	TO-3-8233/Z	89	065011	V/EA/SVB-SW-T0	154	083929	TO-4-8410/Z	87
050720	TO-1-8214/Z	82	065386	TM-2-8241/E	40	083936	TO-3-8451/EZ	59
050721	TO-3-15433/EZ	58	065739	ZFS61/G2/P3	156	083938	TO-3-8243/EZ	64
050724	TO-3-15513/EZ	50	065751	ZFS68-T0	156	083941	TO-2-15404/EZ	49
050738	P1-25/V/SVB-SW	73	065752	ZFS77-T0	156	083943	TO-1-15451/IVS	104
050740	P1-25/EA/SVB-SW/N/HI11	26	066576	T3-1-8200/EA/SVB	25	083945	TO-1-15366/EZ	50
050743	TO-3-8342/IVS	97	066581	T3-1-8200/EZ	49	083960	P1-25/EA/SVB-SW/N	24
050965	P1-25/E/SVA(A)	20	066584	T3-5-8369/E	31	083961	TO-2-15679/EA/SVB-SW	26
050966	P1-25/E/SA(S)	21	066931	TO-2-15907/E	33	083962	P3-100/V/SVB-SW/N/HI11	75
050967	P1-25/E/SVA(S)-RT	22	067201	P3-100/E	18	083964	P1-25/IVS/N	97
050969	P1-25/Z/SVA(A)	71	067324	TO-6-8370/IVS	102	084329	TO-2-1/IVS-RT	99
050970	P1-32/E/SVA(A)	20	067326	TO-6-15866/Z	85	084369	TM-2-8221/E	28
050971	P1-32/E/SVA(S)-RT	22	067327	TO-2-8242/E	41	086185	P3-100/IVS-RT	99
050974	SVA-T3	157	067330	TO-2-15403/E	19	086307	TO-3-8216/EZ	52
050975	SVC-T3	158	067337	TO-2-15921/E	37	086312	TO-1-8220/Z	82, 89
050976	TO-2-1/E/SVA(A)	20	067351	P3-63/EA/SVB/N/HI11	27	086315	TO-4-8223/Z	82
050977	TO-2-1/E/SVA(S)	21	067352	TO-1-8200/E	18	086316	TO-1-15451/Z	83

Index - By article number

Article number	Part number	Page	Article number	Part number	Page	Article number	Part number	Page
086317	T0-1-15321/E	21	095958	T5-4-8344/V/SVB-SW	73	1818030	K1DR/P	93
086333	P1-25/V/SVB/N	74	095959	T5-4-8344/V/SVB	74	1818031	K1DG/P	93
086334	T0-2-15679/N/SVB	76	095960	T5-4-8344/EA/SVB-SW	24	1818032	K2SD8/P	93
086709	S-T0	157	095961	T5-4-8344/EA/SVB	25	1818033	K2SDR/P	93
086742	TM-3-8222/E	28	095984	T5-4-8294/Z	81	1818034	K2SDG/P	93
088558	P3-100/V/SVB	74	095986	T5-4-8294/E	29	1818038	K2SD8/C	93
088682	T0-4-8440/EZ	59	096012	T5-4-8213/Z	81	1818039	K2SDR/C	93
088684	T0-3-8243/IVS	109	096014	T5-4-8213/E	29	1818040	K2SDG/C	93
088685	T0-2-8230/E	42	096234	TM-1-8210/E	28	182413	P1-25/I2H/MBS/SVB	127
088686	T0-3-8222/Z	82	096380	T5-3-8342/V/SVB-SW	73	182414	P1-25/I2H/MBS/SVB-SW	124
088687	T0-2-1540/IVS	97	096381	T5-3-8342/V/SVB	74	182415	P1-25/I2H/MBS/SVB/H11	133
088690	T0-1-15321/EZ	50	096382	T5-3-8342/EA/SVB-SW	24	182416	P1-25/I2H/MBS/SVB-SW/H11	130
088706	P1-25/V/SVB-SW/N	73	096383	T5-3-8342/EA/SVB	25	182417	P1-32/I2H/MBS/SVB	127
088707	T0-2-15679/V/SVB-SW	75	096464	T5-3-8212/Z	81	182418	P1-32/I2H/MBS/SVB-SW	124
088709	T0-1-102/E	18	096466	T5-3-8212/E	29	182419	P1-32/I2H/MBS/SVB/H11	133
088710	P1-25/Z/N	70	097225	T5-1-8200/E-RT	22	182420	P1-32/I2H/MBS/SVB-SW/H11	130
089082	VR-T0	158	098049	P1-32/Z	70	182421	P3-63/I4/MBS/SVB	127
089115	TM-4-8223/E	28	098166	T0-3-8401/IVS	106	182422	P3-63/I4/MBS/SVB-SW	124
090931	P5-125/Z	70	098176	T0-3-8244/EZ	64	182423	P3-63/I4/MBS/SVB/H11	133
091047	T0-3-8401/E	35	098177	T0-2-8230/Z	89	182424	P3-63/I4/MBS/SVB-SW/H11	130
091057	T0-3-8243/Z	88	098178	T0-5-8270/IVS	110	182425	T0-2-1/I2H/MBS/SVB	127
091058	T0-2-8230/EZ	54, 65	098179	T0-1-15421/EZ	52	182426	T0-2-1/I2H/MBS/SVB-SW	124
091059	T0-5-8270/E	42	098181	T0-2-15452/IVS	104	182427	T0-2-8900/I2H/MBS/SVB	127
091060	T0-2-15404/Z	70	098186	T0-3-8007/EZ	62	182428	T0-2-8900/I2H/MBS/SVB-SW	124
091062	T0-2-15452/E	33	098198	P1-32/V/SVB-SW/N	73	182429	T0-2-15679/I2H/MBS/SVB	133
091078	T0-1-102/EA/SVB	25	098199	P1-25/V/SVB-SW/H11	75	182430	T0-2-15679/I2H/MBS/SVB-SW	130
091079	P1-32/EA/SVB/N	25	098607	TM-2-8211/E	28	182431	T0-3-15680/I2H/MBS/SVB	133
091080	P1-25/EA/SVB/H11	27	098608	TM-1-8178/E	19	182432	T0-3-15680/I2H/MBS/SVB-SW	130
091082	T0-1-102/EZ	49	098807	T5-1-102/EA/SVB-SW	24	182433	T0-3-15683/I2H/MBS/SVB	133
091114	IVS-T0	113	098808	T5-1-102/EA/SVB	25	182434	T0-3-15683/I2H/MBS/SVB-SW	130
091455	EZ-P1	46	105225	ZFS(*)-P5	156	182435	T0-4-15682/I2H/MBS/SVB	133
091488	TM-5-8369/E	28	105854	CI-K1H-T0-2	94, 162	182436	T0-4-15682/I2H/MBS/SVB-SW	130
092025	T5B-4-8441/Z	84	105855	CI-K1H-T0-4	94, 162	197344	P1-25/SE1	117
092028	T5B-4-8441/E	34	105859	CI-K2H-T3-4	94, 162	197345	P1-25/SE1/N	117
092029	T5B-4-8440/Z	84	105860	CI-K2H-T3-5	94, 162	197346	P1-25/SE1/SVB	128
092032	T5B-4-8440/E	34	105870	I1H	151, 162	197347	P1-25/SE1/SVB/H11	134
092049	T5B-4-8410/Z	87	105871	I2H	151, 162	197348	P1-25/SE1/SVB/N	128
092052	T5B-4-8410/E	38	118742	MBS-4	152	197349	P1-25/SE1/SVB-SW	125
092055	T5B-4-8344/V/SVB-SW	73	172767	P1-25/M4/SVB/H11	80	197350	P1-25/SE1/SVB-SW/H11	131
092056	T5B-4-8344/V/SVB	74	172768	P1-25/M4/SVB-SW/H11	79	197351	P1-25/SE1/SVB-SW/N	125
092061	T5B-4-8344/EA/SVB-SW	24	172769	P1-25/M4/SVB/N/H11	80	197352	P1-32/SE1	117
092062	T5B-4-8344/EA/SVB	25	172770	P1-25/M4/SVB-SW/N/H11	79	197353	P1-32/SE1/N	117
092064	T5B-3-8344/E	18	172770	P1-25/M4/SVB-SW/N/H11	79	197354	P1-32/SE1/SVB	128
092081	T5B-4-8294/Z	81	172771	P1-25/M4/K1-PR	78	197355	P1-32/SE1/SVB/H11	134
092084	T5B-4-8294/E	29	172772	P1-25/M4/K1-PG	77	197356	P1-32/SE1/SVB/N	128
092105	T5B-4-8223/Z	82	172773	P1-25/M4/K1-PR/N	78	197357	P1-32/SE1/SVB-SW	125
092108	T5B-4-8223/E	31	172774	P1-25/M4/K1-PG/N	77	197358	P1-32/SE1/SVB-SW/H11	131
092109	T5B-4-8213/Z	81	172775	P1-25/M4/K1-PR/H11	80	197359	P1-32/SE1/SVB-SW/N	125
092112	T5B-4-8213/E	29	172776	P1-32/M4/K1-PG/H11	79	197360	P3-63/SE3	117
092288	T5B-3-8451/E	34	172777	P1-25/M4/K1-PR/N/H11	80	197361	P3-63/SE3/N	117
092293	T5B-3-8401/Z	85	172778	P1-32/M4/K1-PR/N	78	197362	P3-63/SE3/SVB	128
092296	T5B-3-8401/E	35	172779	P1-32/M4/K1-PG/N	77	197363	P3-63/SE1/SVB/H11	134
092297	T5B-3-8342/Z	70	172780	P1-32/M4/K1-PR/H11	80	197364	P3-63/SE3/SVB/N	128
092299	T5B-3-8342/V/SVB-SW	73	172781	P1-25/M4/K1-PG/H11	79	197365	P3-63/SE3/SVB-SW	125
092300	T5B-3-8342/V/SVB	74	172782	P1-32/M4/K1-PR/N/H11	80	197366	P3-63/SE3/SVB-SW/H11	131
092307	T5B-3-8342/EA/SVB-SW	24	172783	P1-32/M4/K1-PG/N/H11	79	197367	P3-63/SE3/SVB-SW/N	125
092308	T5B-3-8342/EA/SVB	25	172784	P3-63/M4/SVB	78	197368	P3-100/SE3	117
092310	T5B-3-8342/E	18	172785	P3-63/M4/SVB-SW	77	197369	P3-100/SE3/N	117
092374	T5B-3-8228/E	35	172788	P3-63/M4/SVB/H11	80	197370	P3-100/SE3/SVB	128
092375	T5B-3-8222/Z	82	172807	P3-63/M4/SVB-SW/H11	79	197371	P3-100/SE1/SVB/H11	134
092378	T5B-3-8222/E	31	172809	P3-63/M4/SVB-SW/N/H11	79	197372	P3-100/SE3/SVB/N	128
092383	T5B-3-8212/Z	81	172810	P3-63/M4/K2-PR	78	197373	P3-100/SE3/SVB-SW	125
092386	T5B-3-8212/E	29	172811	P3-63/M4/K2-PG	77	197374	P3-100/SE3/SVB-SW/H11	131
092918	T5B-2-8400/E	35	172812	P3-63/M4/K2-PR/N	78	197375	P3-100/SE3/SVB-SW/N	125
093044	T5B-2-8221/Z	82	172813	P3-63/M4/K2-PG/N	77	197376	T0-2-1/SE1	117
093047	T5B-2-8221/E	31	172814	P3-63/M4/K2-PR/H11	80	197377	T0-2-1/SE1/SVB	128
093082	T5B-2-8211/Z	81	172815	P3-63/M4/K1-PG/N/H11	79	197378	T0-2-1/SE1/SVB-SW	125
093094	T5B-2-8211/E	29	172816	P3-63/M4/K2-PR/N/H11	80	197379	T0-1-102/SE1	117
093303	P1-32/IVS	97	172817	P3-63/M4/K1-PG/N/H11	79	197380	T0-1-102/SE1/SVB	128
093420	T0-3-8401/EZ	60	172818	P3-100/M4/SVB	78	197381	T0-1-102/SE1/SVB-SW	125
093428	T0-4-8441/EZ	59	172819	P3-100/M4/SVB-SW	77	197383	T0-1-8200/SE1	117
093432	T0-5-8270/EZ	65	172822	P3-100/M4/SVB/H11	80	197384	T0-1-8200/SE1/SVB	128
093435	T0-2-15452/EZ	58	172824	P3-100/M4/SVB/N/H11	80	197385	T0-1-8200/SE1/SVB-SW	125
093436	T0-1-15321/IVS	98	172826	P3-100/M4/K2-PR	78	197386	T0-1-8210/SE1	137
093451	T0-1-102/EA/SVB-SW	24	172827	P3-100/M4/K2-PG	77	197387	T0-2-8211/SE1	137
093452	P1-32/EA/SVB-SW/N	24	172828	P3-100/M4/K2-PR/N	78	197388	T0-3-8212/SE1	137
093456	P1-32/E/N	18	172829	P3-100/M4/K2-PG/N	77	197389	T0-4-8213/SE2	137
093487	DE-T0	160	172830	P3-100/M4/K2-PR/H11	80	197390	T0-1-8214/SE1	137
093828	H3-T0	46, 161	172831	P3-100/M4/K1-PG/N/H11	79	197391	T0-2-8215/SE1	137
093861	TM-6-8370/E	28	172832	P3-100/M4/K2-PR/N/H11	80	197392	T0-3-8216/SE1	137
093972	DE-P3	160	172833	P3-100/M4/K1-PG/N/H11	79	197393	T0-1-8220/SE1	138
094258	T5B-1-8210/Z	81	172834	P1-25/XM	93	197394	T0-2-8221/SE1	138
094261	T5B-1-8210/E	29	172835	P1-32/XM	93	197395	T0-3-8222/SE1	138
094270	T5B-1-8200/Z	70	172836	P3-63/XM	93	197396	T0-3-8223/SE2	138
094273	T5B-1-8200/V/SVB	74	172837	P3-100/XM	93	197408	T0-3-8342/SE1	117
094278	T5B-1-8200/EA/SVB-SW	24	172838	KNB-P1/M	93	197409	T0-3-8342/SE1/SVB	128
094279	T5B-1-8200/EA/SVB	25	172839	KNB-P3/M	93	197410	T0-3-8342/SE1/SVB-SW	125
094280	T5B-1-8200/E-RT	22	172840	SVB-P1/M	93	197411	T0-4-8344/SE2	117
094281	T5B-1-8200/E	18	172841	SVB-P3/M	93	197412	T0-4-8344/SE2/SVB	128
094460	T5B-1-102/Z	70	172842	SVB-SW-P1/M	93	197413	T0-4-8344/SE2/SVB-SW	125
094462	T5B-1-102/V/SVB-SW	73	172843	SVB-SW-P3/M	93	197420	T0-2-8900/SE1	117
094463	T5B-1-102/V/SVB	74	172844	P1/P3-M400	93	197421	T0-2-8900/SE1/SVB	128
094468	T5B-1-102/EA/SVB-SW	24	172845	P1/P3-M600	93	197422	T0-2-8900/SE1/SVB-SW	125
094469	T5B-1-102/EA/SVB	25	172864	P1-25/M4/K1-PG/N/H11	79	197430	T0-1-15431/SE1	137
094470	T5B-1-102/E-RT	22	172865	P1-32/M4/SVB	78	197431	T0-2-15432/SE1	137
094471	T5B-1-102/E	18	172866	P1-32/M4/SVB-SW	77	197432	T0-3-15433/SE1	137
095060	T3-2-8400/Z	85	172867	P1-32/M4/SVB/N	78	197440	T0-2-15679/SE1	122
095676	P1-32/V/SVB	74	172868	P1-32/M4/SVB-SW/N	77	197441	T0-2-15679/SE1/SVB	134
095799	T0-1-8220/EZ	54, 65	172869	P1-32/M4/SVB/H11	80	197442	T0-2-15679/SE1/SVB-SW	131
095803	T0-3-8244/E	41	172870	P1-32/M4/SVB-SW/H11	79	197443	T0-3-15680/SE1	122
095804	T0-2-8230/IVS	110	172871	P1-32/M4/SVB/N/H11	80	197444	T0-3-15680/SE1/SVB	134
095806	T0-1-15421/E	29	172872	P1-32/M4/SVB-SW/N/H11	79	197445	T0-3-15680/SE1/SVB-SW	131
095809	T0-1-15321/Z	71	172873	P1-32/M4/K1-PR	78	197446	T0-4-15682/SE2	122
095813	T0-3-8007/E	37	172874	P1-32/M4/K1-PG	77	197447	T0-4-15682/SE2/SVB	134
095824	T0-1-102/V/SVB	74	172875	P1-25/M4/SVB	78	197448	T0-4-15682/SE2/SVB-SW	131
095825	P1-32/V/SVB/N	74	172876	P1-25/M4/SVB-SW	77	197449	T0-3-15683/SE1	122
095826	P1-25/V/SVB/H11	76	172877	P1-25/M4/SVB/N	78	197450	T0-3-15683/SE1/SVB	134
095828	T0-1-102/Z	70	172878	P1-25/M4/SVB-SW/N	77	197451	T0-3-15683/SE1/SVB-SW	131
095829	P1-32/EZ/N	49	1818029	K1DB/P	93	197456	T3-3-8342/SE1	117

Index - By article number

Article number	Part number	Page	Article number	Part number	Page	Article number	Part number	Page
197457	T3-3-8342/SE2/SVB	128	207081	T0-2-1/1/1	116	207210	T3-4-15682/I2/SVB	132
197458	T3-3-8342/SE1/SVB-SW	125	207082	T0-2-1/1/1-RT	120	207211	T3-4-15682/I2/SVB-SW	129
197459	T3-4-8344/SE2	117	207083	T0-2-1/1/1/SVA(A)	118	207212	T3-4-8344/I2/SVB	126
197460	T3-4-8344/SE2/SVB	128	207084	T0-2-1/1/1/SVA(S)	118	207213	T3-4-8344/I2/SVB-SW	123
197461	T3-4-8344/SE2/SVB-SW	125	207085	T0-2-1/1/1/SVA(S)-RT	120	207214	T5-4-8902/I5	135
197472	T3-4-15682/SE2	122	207086	T0-2-1/1/1/SVC(S)-RT	120	207215	T5B-1-102/I4	116
197473	T3-4-15682/SE2-SVB	134	207087	T0-2-15323/I1	119	207218	T5B-1-8200/I4	116
197474	T3-4-15682/SE2/SVB-SW	131	207088	T0-2-15403/I1	116	207220	T5B-2-8211/I4	135
197475	T3-3-15683/SE2	122	207089	T0-2-15401-I	116	207221	T5B-2-8221/I4	136
197476	T3-3-15683/SE2/SVB	134	207090	T0-2-15422/I1	135	207222	T5B-2-8400/I4	142
197477	T3-3-15683/SE2/SVB-SW	131	207091	T0-2-15432/I1	140	207223	T5B-3-8212/I4	135
199888	P1-40/XM	93	207092	T0-2-15452/I1	140	207224	T5B-3-8222/I4	136
199889	P1-40/E	18	207093	T0-2-15512/I1	119	207225	T5B-3-8228/I4	142
199891	P1-40/E/N	18	207094	T0-2-15679/I1	121	207226	T5B-3-8342/I4	116
199894	P1-40/EA/SVB	25	207095	T0-2-15907/I1	140	207227	T5B-3-8401/I4	142
199895	P1-40/EA/SVB/HI11	27	207101	T0-2-8177/I1	119	207228	T5B-3-8451/I4	141
199896	P1-40/EA/SVB/N	25	207102	T0-2-8211/I1	135	207229	T5B-4-15682/I4	121
199897	P1-40/EA/SVB/N/HI11	27	207103	T0-2-8215/I1	136	207230	T5B-4-8213/I4	135
199898	P1-40/EA/SVB-SW	24	207104	T0-2-8221/I1	136	207231	T5B-3-8223/I4	136
199899	P1-40/EA/SVB-SW/HI11	26	207105	T0-2-8230/I1	148	207232	T5B-4-8294/I4	135
199900	P1-40/EA/SVB-SW/N	24	207106	T0-2-8231/I1	148	207233	T5B-3-8344/I4	116
199901	P1-40/EA/SVB-SW/N/HI11	26	207107	T0-2-8241/I1	148	207234	T5B-4-8410/I4	147
199902	P1-40/E-RT	22	207108	T0-2-8242/I1	148	207235	T5B-4-8440/I4	141
199903	P1-40/EZ	49	207109	T0-2-8900/I1	116	207236	T5B-4-8441/I4	141
199904	P1-40/EZ/N	49	207110	T0-2-8900/I1-RT	120	207237	T5B-4-8902/I4	135
199906	P1-40/I2	116	207111	T0-2-8400/I1	142	207238	T5B-1-102/I4/SVB	126
199908	P1-40/N	116	207112	T0-3-15391/I1	150	207239	T5B-1-102/I4/SVB-SW	123
199909	P1-40/I2/SVB	126	207113	T0-3-15394/I1	150	207240	T5B-1-8200/I4/SVB	126
199910	P1-40/I2/SVB/HI11	132	207114	T0-3-15423/I1	135	207241	T5B-1-8200/I4/SVB-SW	123
199911	P1-40/I2/SVB/N	126	207115	T0-3-15433/I1	140	207242	T5B-3-8342/I4/SVB	126
199912	P1-40/I2/SVB-SW	123	207116	T0-3-15453/I1	140	207243	T5B-3-8342/I4/SVB-SW	123
199913	P1-40/I2/SVB-SW/HI11	129	207117	T0-3-15513/I1	119	207244	T5B-3-8901/I4/SVB	132
199914	P1-40/I2/SVB-SW/N	123	207118	T0-3-15683/I1	121	207245	T5B-3-8901/I4/SVB-SW	129
199915	P1-40/I2H	116	207119	T0-3-15924/I1	146	207246	T5B-4-15682/I4/SVB	132
199916	P1-40-I2H/HI11	121	207120	T0-3-8007/I1	146	207247	T5B-4-15682/I4/SVB-SW	129
199917	P1-40/I2H/MBS/SVB	127	207123	T0-3-8212/I1	135	207248	T5B-4-8344/I4/SVB	126
199918	P1-40/I2H/MBS/SVB/HI11	133	207124	T0-3-8222/I1	136, 148	207249	T5B-4-8344/I4/SVB-SW	123
199919	P1-40/I2H/MBS/SVB-SW	124	207125	T0-3-8228/I1	142	207250	T5B-3-8342/I4-SI	144
199920	P1-40/I2H/MBS/SVB-SW/HI11	130	207126	T0-3-8232/I1	148	207251	T5B-3-8342/I4-SI-SI	143
199921	P1-40/I2H/N	116	207127	T0-3-8233/I1	148	207254	T5B-4-15682/I4-SI	144
199922	P1-40/I2H/SVB	126	207128	T0-3-8243/I1	148	207255	T5B-4-15682/I4-SI-SW	143
199923	P1-40/I2H/SVB/HI11	132	207129	T0-3-8244/I1	148	207258	T5B-4-8903/I4-SI	144
199924	P1-40/I2H/SVB/N	126	207130	T0-3-8280/I1	148	207259	T5B-4-8903/I4-SI-SW	143
199925	P1-40/I2H/SVB-SW	123	207131	T0-3-8342/I1	116	207266	T5-3-8212/I5	135
199926	P1-40/I2H/SVB-SW/HI11	129	207132	T0-3-8401/I1	142	207269	T5-4-15682/I5	121
199927	P1-40/I2H/SVB-SW/N	123	207133	T0-3-8451/I1	141	207270	T5-4-8213/I5	135
199930	P1-40/I2-RT	120	207134	T0-4-15602/I1	139	207273	T5-1-102/I5/SVB	126
199931	P1-40/IVS	97	207135	T0-4-15682/I1	121	207277	T5-3-8901/I5/SVB	132
199933	P1-40/IVS/N	97	207136	T0-4-8213/I1	135	207278	T5-3-8901/I5/SVB-SW	129
199935	P1-40/IVS-RT	99	207137	T0-4-8223/I1	136	207279	T5-3-8342/I5/SVB	126
199936	P1-40/M4/SVB	78	207138	T0-4-8294/I1	135	207280	T5-3-8342/I5/SVB-SW	123
199937	P1-40/M4/SVB/HI11	80	207139	T0-4-8344/I1	116	207281	T5-4-15682/I5/SVB	132
199938	P1-40/M4/SVB/N	78	207140	T0-4-8410/I1	147	207282	T5-4-15682/I5/SVB-SW	129
199939	P1-40/M4/SVB/N/HI11	80	207141	T0-4-8440/I1	141	207283	T5-4-8344/I5/SVB	126
199940	P1-40/M4/SVB-SW	77	207142	T0-4-8441/I1	141	207284	T5-4-8344/I5/SVB-SW	123
199941	P1-40/M4/SVB-SW/HI11	79	207143	T0-1-102/I1/SVB	126	207285	T5-4-15682/I5-SI	144
199942	P1-40/M4/SVB-SW/N	77	207144	T0-1-102/I1/SVB-SW	123	207286	T5-4-15682/I5-SI-SW	143
199943	P1-40/M4/SVB-SW/N/HI11	79	207145	T0-1-8200/I1/SVB	126	207289	T5-4-8903/I5-SI	144
199944	P1-40/SE1	117	207146	T0-1-8200/I1/SVB-SW	123	207290	T5-4-8903/I5-SI-SW	143
199945	P1-40/SE1/N	117	207147	T0-2-1/1/1/SVB	126	207293	P1-25/I2/SVB	126
199946	P1-40/SE1/SVB	128	207148	T0-2-1/1/1/SVB-SW	123	207294	P1-25/I2/SVB-SW	123
199947	P1-40/SE1/SVB/HI11	134	207149	T0-2-15679/I1/SVB	132	207295	P1-25/I2/SVB-SW/HI11	129
199948	P1-40/SE1/SVB/N	128	207150	T0-2-15679/I1/SVB-SW	129	207296	P1-25/I2/SVB-SW/N	123
199949	P1-40/SE1/SVB-SW	125	207151	T0-2-8900/I1/SVB	126	207297	P1-25/I2/SVB/HI11	132
199950	P1-40/SE1/SVB-SW/HI11	131	207152	T0-2-8900/I1/SVB-SW	123	207298	P1-25/I2/SVB/N	126
199951	P1-40/SE1/SVB-SW/N	125	207153	T0-3-15680/I1/SVB	132	207299	P1-25/I2	116
199952	P1-40/V/SVB	74	207154	T0-3-15680/I1/SVB-SW	129	207300	P1-25/I2-RT	120
199953	P1-40/V/SVB/HI11	76	207157	T0-3-15683/I1/SVB	132	207303	P1-25/I2/N	116
199955	P1-40/V/SVB/N	74	207158	T0-3-15683/I1/SVB-SW	129	207304	P1-25/I2/SVA(A)	118
199956	P1-40/V/SVB/N/HI11	76	207159	T0-3-8342/I1/SVB	126	207305	P1-25/I2/SVA(S)	118
199958	P1-40/V/SVB-SW	73	207160	T0-3-8342/I1/SVB-SW	123	207306	P1-25/I2/SVA(S)-RT	120
199959	P1-40/V/SVB-SW/HI11	75	207161	T0-4-15682/I1/SVB	132	207307	P1-25/I2/SVC(S)-RT	120
199961	P1-40/V/SVB-SW/N	73	207162	T0-4-15682/I1/SVB-SW	129	207309	P1-25/I2-SI-SW	143
199962	P1-40/V/SVB-SW/N/HI11	75	207163	T0-4-8344/I1/SVB	126	207310	P1-25/I2-SI/HI11	144
199964	P1-40/Z	70	207164	T0-4-8344/I1/SVB-SW	123	207311	P1-25/I2-SI/HI11-SW	143
199966	P1-40/Z/N	70	207165	T3-1-102/I2	116	207312	P1-25/I2-SI/N	144
200127	T6-160-15682/N/SVB-SW/HI11	75	207166	T3-1-102/I2-RT	120	207313	P1-25/I2-SI	144
200128	T8-3-8342/V/SVB-SW/HI11	75	207167	T3-1-8200/I2	116	207313	P1-25/I2-SI/N-SW	143
200184	H-T8	161	207169	T3-1-8210/I2	135	207314	P1-32/I2/SVB	126
200619	T6-160-15682/V/SVB/HI11	76	207178	T3-2-8211/I2	135	207315	P1-32/I2/SVB-SW	123
200620	T8-3-8342/V/SVB/HI11	76	207179	T3-2-8215/I2	136	207316	P1-32/I2/SVB-SW/HI11	129
201447	T6-160-6/45/SVB-SW/HI11	129	207180	T3-2-8221/I2	136	207317	P1-32/I2/SVB-SW/N	123
201448	T6-160-6/45/SVB/HI11	132	207181	T3-2-8400/I2	142	207318	P1-32/I2/SVB/HI11	132
201449	T8-3-8342/I48/SVB-SW/HI11	129	207182	T3-3-15683/I2	121	207319	P1-32/I2/SVB/N	126
201450	T8-3-8342/I48/SVB/HI11	132	207183	T3-3-8212/I2	135	207320	P1-32/I2	116
205548	ZF80-T0	156	207184	T3-3-8216/I2	136	207321	P1-32/I2-RT	120
205565	ZF80-P3	156	207185	T3-3-8222/I2	136	207324	P1-32/I2/N	116
206911	V-M25	151	207186	T3-3-8228/I2	142	207325	P1-32/I2/SVA(A)	118
206914	AB-CI-K4/5	151, 163	207187	T3-3-8342/I2	116	207326	P1-32/I2/SVA(S)	118
206916	K-CI-K4	151, 163	207188	T3-3-8401/I2	142	207328	P1-32/I2/SVC(S)-RT	120
207061	T0-1-102/I1	116	207189	T3-3-8451/I2	141	207329	P1-32/I2-SI	144
207062	T0-1-102/I1-RT	120	207190	T3-4-15682/I2	121	207330	P1-32/I2-SI-SW	143
207063	T0-1-102/I1/5	118	207191	T3-4-8213/I2	135	207331	P1-32/I2-SI/HI11	144
207064	T0-1-15321/I1	119	207192	T3-4-8223/I2	136	207332	P1-32/I2-SI/HI11-SW	143
207065	T0-1-15322/I1	119	207193	T3-4-8294/I2	135	207333	P1-32/I2-SI/N	144
207067	T0-1-15401/I1	119	207194	T3-4-8344/I2	116	207334	P1-32/I2-SI/N-SW	143
207068	T0-1-15402/I1	119	207195	T3-4-8410/I2	147	207343	P3-63/I4/SVB	126
207069	T0-1-15421/I1	135	207196	T3-4-8440/I2	141	207344	P3-63/I4/SVB-SW	123
207070	T0-1-15431/I1	140	207197	T3-4-8441/I2	141	207345	P3-63/I4/SVB-SW/HI11	129
207071	T0-1-15434/I1	140	207198	T3-1-102/I2/SVB	126	207346	P3-63/I4/SVB-SW/N	123
207072	T0-1-15451/I1	140	207199	T3-1-102/I2/SVB-SW	123	207347	P3-63/I4/SVB-SW/N/HI11	129
207073	T0-1-15511/I1	119	207200	T3-1-8200/I2/SVB	126	207348	P3-63/I4/SVB/HI11	132
207074	T0-1-8200/I1	116	207201	T3-1-8200/I2/SVB-SW	123	207349	P3-63/I4/SVB/N	126
207075	T0-1-8200/I1/RT	120	207202	T3-3-15680/I2/SVB	132	207350	P3-63/I4/SVB/N/HI11	132
207076	T0-1-8210/I1	135	207203	T3-3-15680/I2/SVB-SW	129	207356	P3-63/I4	116
207077	T0-1-8214/I1	136	207206	T3-3-15683/I2/SVB	132	207357	P3-63/I4-RT	120
207078	T0-1-8220/I1	136, 148	207207	T3-3-15683/I2/SVB-SW	129	207360	P3-63/I4/N	116
207079	T0-1-8240/I1	148	207208	T3-3-8342/I2/SVB	126	207361	P3-63/I4-SI	144
207080	T0-1-91/I1	149	207209	T3-3-8342/I2/SVB-SW	123	207362	P3-63/I4-SI-SW	143

Index - By article number

Article number	Part number	Page	Article number	Part number	Page	Article number	Part number	Page
207363	P3-63/I4-S/HI11	144	207536	T3-5-8369/I2	136	280924	P5-160/EA/SVB/N	25
207364	P3-63/I4-SI/HI11-SW	143	207537	T3-5-15876/I2	142	280925	P5-160/EA/SVB-SW	24
207365	P3-63/I4-SI/N	144	207603	KT-M25	151	280926	P5-160/EA/SVB-SW/HI10	26
207366	P3-63/I4-SI/N-SW	143	208261	TM-1-SOND-ERSTBESTELLUNG/E	173	280927	P5-160/EA/SVB-SW/N	24
207373	P3-100/I5/SVB	126	208262	TM-1-SOND-ERSTBESTELLUNG/EZ	173	280928	P5-160/V/SVB	74
207374	P3-100/I5/SVB-SW	123	208263	TM-2-SOND-ERSTBESTELLUNG/E	173	280929	P5-160/V/SVB/HI10	76
207375	P3-100/I5/SVB-SW/HI11	129	208264	TM-2-SOND-ERSTBESTELLUNG/EZ	173	280930	P5-160/V/SVB/N	74
207376	P3-100/I5/SVB-SW/N	123	208265	TM-3-SOND-ERSTBESTELLUNG/E	173	280931	P5-160/V/SVB-SW	73
207377	P3-100/I5/SVB-SW/N/HI11	129	208266	TM-3-SOND-ERSTBESTELLUNG/EZ	173	280932	P5-160/V/SVB-SW/HI10	75
207378	P3-100/I5/SVB/HI11	132	208267	TM-4-SOND-ERSTBESTELLUNG/E	173	280933	P5-160/V/SVB-SW/N	73
207379	P3-100/I5/SVB/N	126	208268	TM-4-SOND-ERSTBESTELLUNG/EZ	173	280934	P5-160/Z	70
207380	P3-100/I5/SVB/N/HI11	132	208269	TM-5-SOND-ERSTBESTELLUNG/E	173	280935	P5-250/E	18
207381	P3-100/I5	116	208270	TM-5-SOND-ERSTBESTELLUNG/EZ	173	280936	P5-250/EA/SVB	25
207382	P3-100/I5-RT	120	208271	TM-6-SOND-ERSTBESTELLUNG/E	173	280937	P5-250/EA/SVB/HI10	27
207385	P3-100/I5/N	116	208272	TM-6-SOND-ERSTBESTELLUNG/EZ	173	280938	P5-250/EA/SVB/N	25
207386	P3-100/I5-SI	144	208273	TM-7-SOND-ERSTBESTELLUNG/E	173	280939	P5-250/EA/SVB-SW	24
207387	P3-100/I5-SI-SW	143	208274	TM-7-SOND-ERSTBESTELLUNG/EZ	173	280940	P5-250/EA/SVB-SW/HI10	26
207388	P3-100/I5-SI/HI11	144	208275	TM-8-SOND-ERSTBESTELLUNG/E	173	280941	P5-250/EA/SVB-SW/N	24
207389	P3-100/I5-SI/HI11-SW	143	208276	TM-8-SOND-ERSTBESTELLUNG/EZ	173	280942	P5-250/V/SVB	74
207390	P3-100/I5-SI/N	144	214781	T6-3-8212/E/HI12	29	280943	P5-250/V/SVB/HI10	76
207391	P3-100/I5-SI/N-SW	143	214782	T8-3-8212/E/HI12	29	280944	P5-250/V/SVB/N	74
207398	T0-2-8900/E	18	214785	T5B-5-15876/E	36	280945	P5-250/V/SVB-SW	73
207399	T0-2-8900/E-RT	22	214786	T5B-5-15876/Z	85	280946	P5-250/V/SVB-SW/HI10	75
207400	T0-2-8900/EA/SVB	25	214788	T5B-7-15866/E	36	280947	P5-250/V/SVB-SW/N	73
207401	T0-2-8900/EA/SVB-SW	24	215222	T3-4-8902/E	29	280948	P5-250/Z	70
207402	T0-2-8900/EZ	49	215223	T3-4-8902/EZ	52	280949	P5-315/E	18
207403	T0-2-8900/IVS	97	215224	T3-4-8902/I2	135	280950	P5-315/EA/SVB	25
207404	T0-2-8900/IVS-RT	99	215225	T3-4-8902/Z	81	280951	P5-315/EA/SVB/HI10	27
207405	T0-2-8900/V/SVB	74	218488	K-CI-K5	151, 163	280952	P5-315/EA/SVB/N	25
207406	T0-2-8900/V/SVB-SW	73	218971	T0-2-15435/I1	140	280953	P5-315/EA/SVB-SW	24
207407	T0-2-8900/Z	70	218984	T0-4-8251/I1	148	280954	P5-315/EA/SVB-SW/HI10	26
207408	T5-3-8901/EA/SVB	27	218987	T3-3-8901/I2/SVB	132	280955	P5-315/EA/SVB-SW/N	24
207409	T5-3-8901/EA/SVB-SW	26	218988	T3-3-8901/I2/SVB-SW	129	280956	P5-315 kW/V/SVB	74
207412	T5-4-15682/E	23	225325	CI-K2-T3-4	94, 162	280957	P5-315/V/SVB/HI10	76
207413	T5-4-15682/EA/SVB	27	225342	TM-1-15431/IVS	104	280958	P5-315 kW/V/SVB/N	74
207414	T5-4-15682/EA/SVB-SW	26	225346	TM-1-SOND*/IVS	173	280959	P5-315/V/SVB-SW	73
207415	T5-4-15682/V/SVB	76	225347	TM-1-SOND-ERSTBESTELLUNG/IVS	173	280960	P5-315/V/SVB-SW/HI10	75
207416	T5-4-15682/V/SVB-SW	75	225348	TM-2-SOND*/IVS	173	280961	P5-315/V/SVB-SW/N	73
207417	T5-4-15682/Z	72	225349	TM-2-SOND-ERSTBESTELLUNG/IVS	173	280962	P5-315/Z	70
207418	T5-4-8902/E	29	226898	P1-25/I2H	116	280963	HI21-P5-125/160E	45, 160
207419	T5-4-8902/Z	81	226899	P1-25/I2H/HI11	121	280964	HI21-P5-125/160Z	92, 160
207420	T5B-3-8901/EA/SVB	27	226900	P1-25/I2H/SVB	126	280965	HI21-P5-250/315E	45, 160
207421	T5B-3-8901/EA/SVB-SW	26	226901	P1-25/I2H/N	116	280966	HI21-P5-250/315Z	92, 160
207422	T5B-3-8901/V/SVB	76	226902	P1-25/I2H/SVB/HI11	129, 132	280969	N-P5-125/160E	45, 159
207423	T5B-3-8901/V/SVB-SW	75	227860	P1-25/I2H/SVB/N	126	280970	N-P5-125/160Z	91, 159
207424	T5B-4-15682/E	23	227861	P1-25/I2H/SVB-SW	123	280971	N-P5-250/315E	45, 159
207425	T5B-4-15682/EA/SVB	27	227862	P1-25/I2H/SVB-SW/HI11	129	280972	N-P5-250/315Z	91, 159
207426	T5B-4-15682/EA/SVB-SW	26	227863	P1-25/I2H/SVB-SW/N	123	280973	PE-P5-125/160E	45, 159
207427	T5B-4-15682/V/SVB	76	227864	P1-32/I2H	116	280974	PE-P5-125/160Z	91, 159
207428	T5B-4-15682/V/SVB-SW	75	227867	P1-32/I2H/HI11	121	280975	PE-P5-250/315E	45, 159
207429	T5B-4-15682/Z	72	227868	P1-32/I2H/SVB	126	280976	PE-P5-250/315Z	91, 159
207430	T5B-4-8902/E	29	227869	P1-32/I2H/N	116, 123	280978	ST-P5-250/314	162
207431	T5B-4-8902/Z	81	227870	P1-32/I2H/SVB/HI11	132	280979	ZAV-P5	92
207432	T5B-1-8210/I4	135	227871	P1-32/I2H/SVB/N	126	290191	MBS-I2	152
207433	T5-4-8294/I5	135	227872	P1-32/I2H/SVB-SW	123	293977	H-P5-125/160	161
207434	T0-3-8216/I1	136	227873	P1-32/I2H/SVB-SW/HI11	129	293978	H-P5-250/315	161
207435	CI-K1-T0-2	94, 162	227874	P1-32/I2H/SVB-SW/N	123	400000	T0-4-74949GB/E	35
207436	CI-K1-T0-4	94, 162	228291	T0-2-1/E/SVA(S)-RT	22	400001	T3-4-74949GB/E	35
207437	CI-K2-T3-2	94, 162	231893	FS(*)-T0	155	400002	T5B-4-74949GB/E	35
207438	CI-K2-T3-5	94, 162	231895	FS(*)-P3	155	400136	FORKTERM-P1	159
207439	CI-K4-T5B-2	46, 162	231932	T0-3-8901/EA/SVB	27	907745	SVA(*)-T3	157
207440	CI-K4-T5B-4	94, 162	231933	T0-3-8901/EA/SVB-SW	26	907748	SVC(*)-T3	158
207441	CI-K5-T5-2	94, 162	231934	T0-3-8901/I1/SVB	132	907749	TM-1-SOND*/E	173
207442	CI-K5-T5-4	94, 162	231935	T0-3-8901/I1/SVB-SW	129	907750	TM-3-SOND*/E	173
207447	T5-3-8342/I5-SI	144	231938	T0-3-8901/E	23	907751	TM-4-SOND*/E	173
207448	T5-3-8342/I5-SI-SW	143	231939	T0-3-8901/EZ	51	907752	TM-6-SOND*/E	173
207451	K-CI-K1/2	151, 163	231940	T0-3-8901/IVS	100	907753	TM-7-SOND*/E	173
207480	T0-1-SOND*/I1	165	231941	T0-3-8901/I1	121	907754	TM-8-SOND*/E	173
207481	T0-1-SOND*/I1/SVB	165	231945	T3-3-8901/EA/SVB	27	907755	TM-1-SOND*/E	173
207482	T0-1-SOND*/I1/SVB-SW	165	231946	T3-3-15680/EA/SVB-SW	26	907756	TM-2-SOND*/EZ	173
207483	T0-2-SOND*/I1	165	231949	T3-3-8901/E	23	907757	TM-3-SOND*/EZ	173
207484	T0-2-SOND*/I1/SVB	165	231950	T3-3-8901/EZ	51	907758	TM-4-SOND*/EZ	173
207485	T0-2-SOND*/I1/SVB-SW	165	231951	T3-3-8901/I2	121	907759	TM-5-SOND*/EZ	173
207486	T0-3-SOND*/I1	165	231952	T3-3-8901/Z	72	907760	TM-6-SOND*/EZ	173
207487	T0-3-SOND*/I1/SVB	165	231957	S-SOND-KMS(*)-T0	157	907761	TM-7-SOND*/EZ	173
207488	T0-3-SOND*/I1/SVB-SW	165	231959	S(*)-T0	157	907762	TM-8-SOND*/EZ	173
207489	T0-4-SOND*/I1	165	231965	S(*)-SOND-SA(*)-T0	157	907763	TM-2-SOND*/E	173
207490	T0-4-SOND*/I1/SVB	165	231967	SVA-SOND-KMS(*)-T0	157	907764	TM-5-SOND*/E	173
207491	T0-4-SOND*/I1/SVB-SW	165	231971	SVA(*)-SOND-SA(*)-T3	157	907765	T0-1-SOND*/E	165
207492	T3-5-SOND*/I2	167, 168	231972	ES-KMS1-T0	158	907766	T0-2-SOND*/E	165
207493	T3-5-SOND*/I2/SVB	167, 168	231973	ES-KMS(*)-T0	158	907767	T0-3-SOND*/E	165
207494	T3-5-SOND*/I2/SVB-SW	167, 168	232034	IVS/S-A	113	907768	T0-4-SOND*/E	165
207498	T4-1-SOND*/I2	167	232036	IVS/S-B	113	907769	T0-5-SOND*/E	166
207499	T4-1-SOND*/I2/SVB	167	232038	IVS/S-F	113	907770	T0-6-SOND*/E	166
207500	T4-1-SOND*/I2/SVB-SW	167	232040	IVS/S-E	113	907771	T0-7-SOND*/E	166
207510	T5B-1-SOND*/I4	169	232042	IVS/S-R	113	907772	T0-8-SOND*/E	166
207511	T5B-1-SOND*/I4/SVB	169	232043	IVS/S-G	113	907773	T0-9-SOND*/E	166
207512	T5B-1-SOND*/I4/SVB-SW	169	254546	ZAV(X1)+ZV(X1)-T0/P3	92	907774	T0-10-SOND*/E	166
207514	T5B-2-SOND*/I4	169	256151	HS-SA(*)-T0	158	907775	T0-11-SOND*/E	166
207515	T5B-2-SOND*/I4/SVB	169	266905	FS-ALU980-T0	155	907776	T0-1-SOND*/EA/SVB	165
207516	T5B-2-SOND*/I4/SVB-SW	169	266906	FS-ALU980-P3	155	907777	T0-2-SOND*/EA/SVB	165
207518	T5B-3-SOND*/I4	169	269462	CI-K2H-T3-2	94, 162	907778	T0-3-SOND*/EA/SVB	165
207519	T5B-3-SOND*/I4/SVB	169	280897	P5-125/E	18	907779	T0-4-SOND*/EA/SVB	165
207520	T5B-3-SOND*/I4/SVB-SW	169	280898	P5-125/EA/SVB	25	907780	T0-5-SOND*/EZ	165
207521	T5B-4-SOND*/I4	169	280899	P5-125/EA/SVB/HI10	27	907788	T0-2-SOND*/EZ	165
207522	T5B-4-SOND*/I4/SVB	169	280910	P5-125/EA/SVB/N	25	907789	T0-3-SOND*/EZ	165
207523	T5B-4-SOND*/I4/SVB-SW	169	280911	P5-125/EA/SVB-SW	24	907790	T0-4-SOND*/EZ	165
207524	T5-1-SOND*/I4	171	280912	P5-125/EA/SVB-SW/HI10	26	907791	T0-5-SOND*/EZ	166
207525	T5-1-SOND*/I4/SVB	171	280913	P5-125/EA/SVB-SW/N	24	907792	T0-6-SOND*/EZ	166
207526	T5-1-SOND*/I4/SVB-SW	171	280914	P5-125/V/SVB	74	907793	T0-7-SOND*/EZ	166
207527	T5-2-SOND*/I4	171	280915	P5-125/V/SVB/HI10	76	907794	T0-8-SOND*/EZ	166
207528	T5-2-SOND*/I4/SVB	171	280916	P5-125/V/SVB/N	74	907795	T0-9-SOND*/EZ	166
207529	T5-2-SOND*/I4/SVB-SW	171	280917	P5-125/V/SVB-SW	73	907796	T0-10-SOND*/EZ	166
207530	T5-3-SOND*/I4	171	280918	P5-125/V/SVB-SW/HI10	75	907797	T0-11-SOND*/EZ	166
207531	T5-3-SOND*/I4/SVB	171	280919	P5-125/V/SVB-SW/N	73	907806	T0-1-SOND*/IVS	165
207532	T5-3-SOND*/I4/SVB-SW	171	280920	P3-100/Z	70	907807	T0-2-SOND*/IVS	165
207533	T5-4-SOND*/I4	171	280921	P5-160/E	18	907808	T0-3-SOND*/IVS	165
207534	T5-4-SOND*/I4/SVB	171	280922	P5-160/EA/SVB	25	907809	T0-4-SOND*/IVS	165
207535	T5-4-SOND*/I4/SVB-SW	171	280923	P5-160/EA/SVB/HI10	27	907810	T0-5-SOND*/IVS	166

Index - By article number

Article number	Part number	Page	Article number	Part number	Page	Article number	Part number	Page
907811	T0-6-SOND*/IVS	166	908023	T5-3-SOND*/Z	171	EP-400988	P3-80/IS/SVB-SW/HI11	129
907812	T0-7-SOND*/IVS	166	908025	T5-5-SOND*/Z	172	EP-400989	P3-80/IS/SVB-SW/N	123
907813	T0-8-SOND*/IVS	166	908026	T5-6-SOND*/Z	172	EP-400990	P3-80/IS/SVB-SW/N/HI11	129
907814	T0-9-SOND*/IVS	166	908027	T5-7-SOND*/Z	172	EP-400991	P3-80/IS-RT	120
907815	T0-10-SOND*/IVS	166	908028	T5-8-SOND*/Z	172	EP-400993	P3-80/IS-SI	144
907816	T0-11-SOND*/IVS	166	908029	T5-9-SOND*/EA/SVB	172	EP-400994	P3-80/IS-SI/HI11	144
907817	T0-1-SOND*/V/SVB	165	908030	T5-9-SOND*/V/SVB	172	EP-400995	P3-80/IS-SI/HI11-SW	143
907818	T0-2-SOND*/V/SVB	165	908031	T5-1-SOND*/EA/SVB	171	EP-400996	P3-80/IS-SI/N	144
907819	T0-3-SOND*/V/SVB	165	908043	T0-1-SOND*/EA/SVB-SW	165	EP-400997	P3-80/IS-SI/N-SW	143
907820	T0-4-SOND*/V/SVB	165	908044	T0-2-SOND*/EA/SVB-SW	165	EP-400998	P3-80/IS-SI-SW	143
907839	T0-1-SOND*/Z	165	908045	T0-3-SOND*/EA/SVB-SW	165			
907840	T0-2-SOND*/Z	165	908046	T0-4-SOND*/EA/SVB-SW	165			
907841	T0-3-SOND*/Z	165	908054	T0-1-SOND*/V/SVB-SW	165			
907842	T0-4-SOND*/Z	165	908055	T0-2-SOND*/V/SVB-SW	165			
907843	T0-5-SOND*/Z	166	908056	T0-3-SOND*/V/SVB-SW	165			
907844	T0-6-SOND*/Z	166	908057	T0-4-SOND*/V/SVB-SW	165			
907845	T0-7-SOND*/Z	166	908080	T3-5-SOND*/EA/SVB-SW	167, 168			
907846	T0-8-SOND*/Z	166	908082	T4-1-SOND*/EA/SVB-SW	167			
907847	T0-9-SOND*/Z	166	908085	T3-6-SOND*/EA/SVB-SW	168			
907848	T0-11-SOND*/Z	166	908091	T3-5-SOND*/V/SVB-SW	167, 168			
907849	T0-11-SOND*/Z	166	908093	T4-1-SOND*/V/SVB-SW	167			
907850	T3-5-SOND*/E	167, 168	908096	T3-6-SOND*/V/SVB-SW	168			
907852	T3-1-SOND*/E	167	908106	T5B-1-SOND*/EA/SVB-SW	169			
907855	T3-6-SOND*/E	168	908107	T5B-2-SOND*/EA/SVB-SW	169			
907856	T3-7-SOND*/E	168	908108	T5B-3-SOND*/EA/SVB-SW	169			
907857	T3-8-SOND*/E	168	908109	T5B-4-SOND*/EA/SVB-SW	169			
907858	T3-9-SOND*/E	168	908110	T5B-5-SOND*/EA/SVB-SW	170			
907859	T3-10-SOND*/E	168	908111	T5B-6-SOND*/EA/SVB-SW	170			
907860	T3-11-SOND*/E	168	908112	T5B-7-SOND*/EA/SVB-SW	170			
907861	T3-5-SOND*/EA/SVB	167, 168	908113	T5B-8-SOND*/EA/SVB-SW	170			
907863	T4-1-SOND*/EA/SVB	167	908114	T5B-1-SOND*/V/SVB-SW	169			
907866	T3-6-SOND*/EA/SVB	168	908115	T5B-2-SOND*/V/SVB-SW	169			
907872	T3-5-SOND*/EZ	167, 168	908116	T5B-3-SOND*/V/SVB-SW	169			
907874	T4-1-SOND*/EZ	167	908117	T5B-4-SOND*/V/SVB-SW	169			
907877	T3-6-SOND*/EZ	168	908118	T5B-5-SOND*/V/SVB-SW	170			
907878	T3-7-SOND*/EZ	168	908119	T5B-6-SOND*/V/SVB-SW	170			
907879	T3-8-SOND*/EZ	168	908120	T5B-7-SOND*/V/SVB-SW	170			
907880	T3-9-SOND*/EZ	168	908121	T5B-8-SOND*/V/SVB-SW	170			
907881	T3-10-SOND*/EZ	168	908126	T5-1-SOND*/EA/SVB-SW	171			
907882	T3-11-SOND*/EZ	168	908127	T5-2-SOND*/EA/SVB-SW	171			
907891	T3-5-SOND*/V/SVB	167, 168	908128	T5-3-SOND*/EA/SVB-SW	171			
907893	T4-1-SOND*/V/SVB	167	908129	T5-4-SOND*/EA/SVB-SW	171			
907896	T3-6-SOND*/V/SVB	168	908130	T5-5-SOND*/EA/SVB-SW	172			
907913	T3-5-SOND*/Z	167, 168	908131	T5-6-SOND*/EA/SVB-SW	172			
907915	T4-1-SOND*/Z	167	908132	T5-7-SOND*/EA/SVB-SW	172			
907918	T3-6-SOND*/Z	168	908133	T5-8-SOND*/EA/SVB-SW	172			
907919	T3-7-SOND*/Z	168	908134	T5-1-SOND*/V/SVB-SW	171			
907920	T3-8-SOND*/Z	168	908135	T5-2-SOND*/V/SVB-SW	171			
907921	T3-9-SOND*/Z	168	908136	T5-3-SOND*/V/SVB-SW	171			
907922	T3-10-SOND*/Z	168	908137	T5-4-SOND*/V/SVB-SW	171			
907923	T3-11-SOND*/Z	168	908138	T5-5-SOND*/V/SVB-SW	172			
907924	T5B-1-SOND*/E	169	908139	T5-6-SOND*/V/SVB-SW	172			
907925	T5B-2-SOND*/E	169	908140	T5-7-SOND*/V/SVB-SW	172			
907926	T5B-3-SOND*/E	169	908141	T5-8-SOND*/V/SVB-SW	172			
907927	T5B-4-SOND*/E	169	908991	T5-5-SOND*/EA/SVB	172			
907928	T5B-5-SOND*/E	170	908992	T5-6-SOND*/EA/SVB	172			
907929	T5B-6-SOND*/E	170	908993	T5-7-SOND*/EA/SVB	172			
907930	T5B-7-SOND*/E	170	908994	T5-8-SOND*/EA/SVB	172			
907931	T5B-8-SOND*/E	170	EP-400919	P3-80/E	18			
907932	T5B-9-SOND*/E	170	EP-400921	P3-80/E/N	18			
907933	T5B-10-SOND*/E	170	EP-400924	P3-80/EA/SVB	25			
907934	T5B-1-SOND*/EA/SVB	169	EP-400926	P3-80/EA/SVB/HI11	27			
907935	T5B-2-SOND*/EA/SVB	169	EP-400927	P3-80/EA/SVB/N	25			
907936	T5B-3-SOND*/EA/SVB	169	EP-400928	P3-80/EA/SVB/N/HI11	27			
907937	T5B-4-SOND*/EA/SVB	169	EP-400929	P3-80/EA/SVB-SW	24			
907938	T5B-5-SOND*/EA/SVB	170	EP-400931	P3-80/EA/SVB-SW/N/HI11	26			
907939	T5B-6-SOND*/EA/SVB	170	EP-400932	P3-80/E-RT	22			
907940	T5B-7-SOND*/EA/SVB	170	EP-400934	P3-80/IVS	97			
907941	T5B-8-SOND*/EA/SVB	170	EP-400936	P3-80/IVS/N	97			
907950	T5B-1-SOND*/V/SVB	169	EP-400938	P3-80/IVS-RT	99			
907951	T5B-2-SOND*/V/SVB	169	EP-400940	P3-80/M4/K2-PG	77			
907952	T5B-3-SOND*/V/SVB	169	EP-400941	P3-80/M4/K2-PG/HI11	79			
907953	T5B-4-SOND*/V/SVB	169	EP-400942	P3-80/M4/K2-PG/N	77			
907954	T5B-5-SOND*/V/SVB	170	EP-400943	P3-80/M4/K2-PG/N/HI11	79			
907955	T5B-6-SOND*/V/SVB	170	EP-400944	P3-80/M4/K2-PR	78			
907956	T5B-7-SOND*/V/SVB	170	EP-400945	P3-80/M4/K2-PR/HI11	80			
907957	T5B-8-SOND*/V/SVB	170	EP-400946	P3-80/M4/K2-PR/N	78			
907968	T5B-1-SOND*/Z	169	EP-400947	P3-80/M4/K2-PR/N/HI11	80			
907969	T5B-2-SOND*/Z	169	EP-400948	P3-80/M4/SVB	78			
907970	T5B-3-SOND*/Z	169	EP-400949	P3-80/M4/SVB/HI11	80			
907971	T5B-4-SOND*/Z	169	EP-400950	P3-80/M4/SVB/N/HI11	80			
907972	T5B-5-SOND*/Z	170	EP-400951	P3-80/M4/SVB-SW	77			
907973	T5B-6-SOND*/Z	170	EP-400954	P3-80/M4/SVB-SW/N/HI11	79			
907974	T5B-7-SOND*/Z	170	EP-400955	P3-80/SE3	117			
907975	T5B-8-SOND*/Z	170	EP-400956	P3-80/SE3/N	117			
907976	T5B-9-SOND*/Z	170	EP-400957	P3-80/SE3/SVB	128			
907977	T5B-10-SOND*/Z	170	EP-400958	P3-80/SE3/SVB/HI11	134			
907978	T5-1-SOND*/E	171	EP-400959	P3-80/SE3/SVB/N	128			
907979	T5-2-SOND*/E	171	EP-400960	P3-80/SE3/SVB-SW	125			
907980	T5-3-SOND*/E	171	EP-400961	P3-80/SE3/SVB-SW/HI11	131			
907981	T5-4-SOND*/E	171	EP-400962	P3-80/SE3/SVB-SW/N	125			
907982	T5-5-SOND*/E	172	EP-400963	P3-80/V/SVB	74			
907983	T5-6-SOND*/E	172	EP-400965	P3-80/V/SVB/HI11	76			
907984	T5-7-SOND*/E	172	EP-400966	P3-80/V/SVB/N	74			
907985	T5-8-SOND*/E	172	EP-400967	P3-80/V/SVB/N/HI11	76			
907986	T5-9-SOND*/E	172	EP-400969	P3-80/V/SVB-SW	73			
907987	T5-9-SOND*/EA/SVB-SW	172	EP-400970	P3-80/V/SVB-SW/HI11	75			
907988	T5-2-SOND*/EA/SVB	171	EP-400971	P3-80/V/SVB-SW/N	73			
907989	T5-3-SOND*/EA/SVB	171	EP-400972	P3-80/V/SVB-SW/N/HI11	75			
907990	T5-4-SOND*/EA/SVB	171	EP-400973	P3-80/XM	93			
908003	T5-1-SOND*/V/SVB	171	EP-400975	P3-80/Z	70			
908004	T5-2-SOND*/V/SVB	171	EP-400978	P3-80/Z/N	70			
908005	T5-4-SOND*/V/SVB	171	EP-400979	P3-80/IS	116			
908007	T5-5-SOND*/V/SVB	172	EP-400981	P3-80/IS/N	116			
908008	T5-6-SOND*/V/SVB	172	EP-400982	P3-80/IS/SVB	126			
908009	T5-7-SOND*/V/SVB	172	EP-400984	P3-80/IS/SVB/HI11	132			
908010	T5-8-SOND*/V/SVB	172	EP-400985	P3-80/IS/SVB/N	126			
908021	T5-1-SOND*/Z	171	EP-400986	P3-80/IS/SVB/N/HI11	132			
908022	T5-2-SOND*/Z	171	EP-400987	P3-80/IS/SVB-SW	123			

Index - By part number

Part number	Article number	Page	Part number	Article number	Page	Part number	Article number	Page
AB-CI-K4/5	206914	151, 163	P1-25/E/SVC(S)-RT	044974	22	P1-32/I2/SVC(S)-RT	207328	120
BS45X14-T0	029416	156	P1-25/EA/SVB	041097	25	P1-32/I2H	227866	116
BS84X24-P3	031789	156	P1-25/EA/SVB/H11	091080	27	P1-32/I2H/MBS/SVB	182417	127
CI-K1H-T0-2	105854	94, 162	P1-25/EA/SVB/N	081587	25	P1-32/I2H/MBS/SVB/H11	182419	133
CI-K1H-T0-4	105855	94, 162	P1-25/EA/SVB/N/H11	048367	27	P1-32/I2H/MBS/SVB-SW	182418	124
CI-K1-T0-2	207435	94, 162	P1-25/EA/SVB-SW	048365	24	P1-32/I2H/MBS/SVB-SW/H11	182420	130
CI-K1-T0-4	207436	94, 162	P1-25/EA/SVB-SW/H11	070194	26	P1-32/I2H/N	227869	116, 123
CI-K2H-T3-2	269462	94, 162	P1-25/EA/SVB-SW/N	083960	24	P1-32/I2H/SVB	227868	126
CI-K2H-T3-4	105859	94, 162	P1-25/EA/SVB-SW/N/H11	050740	26	P1-32/I2H/SVB/H11	227870	132
CI-K2H-T3-5	105860	94, 162	P1-25/E-RT	002388	22	P1-32/I2H/SVB/N	227871	126
CI-K2-T3-2	207437	94, 162	P1-25/EZ	041250	49	P1-32/I2H/SVB-SW	227872	123
CI-K2-T3-4	225325	94, 162	P1-25/EZ/N	079218	49	P1-32/I2H/SVB-SW/H11	227873	129
CI-K2-T3-5	207438	94, 162	P1-25/I2	027299	116	P1-32/I2H/SVB-SW/N	227874	123
CI-K4-T5B-2	207439	46, 162	P1-25/I2/N	207303	116	P1-32/I2-RT	207321	120
CI-K4-T5B-4	207440	94, 162	P1-25/I2/SVA(A)	207304	118	P1-32/I2-SI	207329	144
CI-K5-T5-2	207441	94, 162	P1-25/I2/SVA(S)	207305	118	P1-32/I2-SI/H11	207331	144
CI-K5-T5-4	207442	94, 162	P1-25/I2/SVA(S)-RT	207306	120	P1-32/I2-SI/H11-SW	207332	143
DE-P3	093972	160	P1-25/I2/SVB	207293	126	P1-32/I2-SI/N	207333	144
DE-T0	093487	160	P1-25/I2/SVB/H11	207297	132	P1-32/I2-SI/N-SW	207334	143
ES-KMS(*)-T0	231973	158	P1-25/I2/SVB/N	207298	126	P1-32/I2-SI-SW	207330	143
ES-KMS1-T0	231972	158	P1-25/I2/SVB-SW	207294	123	P1-32/IVS	093303	97
EZ/S-A	045458	67	P1-25/I2/SVB-SW/H11	207295	129	P1-32/IVS/N	010402	97
EZ/S-A-TM	046991	67	P1-25/I2/SVB-SW/N	207296	123	P1-32/IVS-RT	022632	99
EZ/S-B	045459	67	P1-25/I2/SVC(S)-RT	207307	120	P1-32/M4/K1-PG	172874	77
EZ/S-B-TM	046992	67	P1-25/I2H	226898	116	P1-32/M4/K1-PG/H11	172776	79
EZ/S-D	045461	67	P1-25/I2H/MBS/SVB	182413	127	P1-32/M4/K1-PG/N	172779	79
EZ/S-E	045462	67	P1-25/I2H/MBS/SVB/H11	182415	133	P1-32/M4/K1-PG/N/H11	172783	77
EZ/S-E-TM	046995	67	P1-25/I2H/MBS/SVB-SW	182414	124	P1-32/M4/K1-PR	172873	78
EZ/S-F	045463	67	P1-25/I2H/MBS/SVB-SW/H11	182416	130	P1-32/M4/K1-PR/H11	172780	80
EZ/S-F-TM	046996	67	P1-25/I2H/N	226901	116	P1-32/M4/K1-PR/N	172778	78
EZ/S-G	045464	67	P1-25/I2H/SVB	226900	126	P1-32/M4/K1-PR/N/H11	172782	80
EZ/S-G-TM	046997	67	P1-25/I2H/SVB/H11	226902	129, 132	P1-32/M4/SVB	172865	78
EZ/S-H	045465	67	P1-25/I2H/SVB/N	227860	126	P1-32/M4/SVB/H11	172869	80
EZ/S-J	045466	67	P1-25/I2H/SVB-SW	227861	123	P1-32/M4/SVB/N	172867	78
EZ/S-N	045468	67	P1-25/I2H/SVB-SW/H11	227862	129	P1-32/M4/SVB/N/H11	172871	80
EZ/S-R	045471	67	P1-25/I2H/SVB-SW/N	227863	123	P1-32/M4/SVB-SW	172866	77
EZ/S-R-TM	047004	67	P1-25/I2-RT	207300	120	P1-32/M4/SVB-SW/N	172868	77
EZ-P1	091455	46	P1-25/I2-SI	207313	144	P1-32/SE1	197352	117
EZ-T0	081622	46	P1-25/I2-SI/H11	207310	144	P1-32/SE1/N	197353	117
FORKTERM-P1	400136	159	P1-25/I2-SI/H11-SW	207311	143	P1-32/SE1/SVB/H11	197355	134
FS(*)-P3	231895	155	P1-25/I2-SI/N	207312	144	P1-32/SE1/SVB-SW	197357	125
FS(*)-T0	231893	155	P1-25/I2-SI/N-SW	207313	143	P1-32/SE1/SVB-SW/H11	197358	131
FS908GE-P3	031475	155	P1-25/I2-SI-SW	207309	143	P1-32/SE1/SVB-SW/N	197359	125
FS908GE-T0	003198	155	P1-25/IVS	052962	97	P1-32/N/SVB	095676	74
FS-ALU980-P3	266906	155	P1-25/IVS/N	083964	97	P1-32/N/SVB/H11	015145	76
FS-ALU980-T0	266905	155	P1-25/IVS-RT	013140	99	P1-32/N/SVB/N	095825	74
H1-T5	045062	161	P1-25/M4/K1-PG	172772	77	P1-32/N/SVB/N/H11	062605	76
H3-T0	093828	46, 161	P1-25/M4/K1-PG/H11	172781	79	P1-32/V/SVB-SW	055484	73
H11-PI/P3E	061813	45, 160	P1-25/M4/K1-PG/N	172774	77	P1-32/V/SVB-SW/H11	017518	75
H11-PI/P3Z	062031	91, 113, 152, 160	P1-25/M4/K1-PG/N/H11	172864	79	P1-32/V/SVB-SW/N	098198	73
H121-P5-125/160E	280963	45, 160	P1-25/M4/K1-PR	172771	78	P1-32/V/SVB-SW/N/H11	064978	75
H121-P5-125/160Z	280964	92, 160	P1-25/M4/K1-PR/H11	172775	80	P1-32/XM	172835	93
H121-P5-250/315E	280965	45, 160	P1-25/M4/K1-PR/N	172773	78	P1-32/Z	098049	90
H121-P5-250/315Z	280966	92, 160	P1-25/M4/K1-PR/N/H11	172777	80	P1-32/Z/N	015148	70
H-P1	017253	161	P1-25/M4/SVB/H11	172767	80	P1-32/I2H/H11	227867	121
H-P14	019626	161	P1-25/M4/SVB/N	172877	78	P1-40/E	199889	18
H-P3	021999	161	P1-25/M4/SVB/N/H11	172769	80	P1-40/E/N	199891	18
H-P5-125/160	293977	161	P1-25/M4/SVB-SW	172876	77	P1-40/EA/SVB	199894	25
H-P5-250/315	293978	161	P1-25/M4/SVB-SW/H11	172768	79	P1-40/EA/SVB/H11	199895	27
H5-SA(*)-T0	256151	158	P1-25/M4/SVB-SW/N	172878	77	P1-40/EA/SVB/N	199896	25
H-T8	200184	161	P1-25/M4/SVB-SW/N/H11	172770	79	P1-40/EA/SVB/N/H11	199897	27
HZ-T5	045063	161	P1-25/M4/SVB-SW/N/H11	172770	79	P1-40/EA/SVB-SW	199898	24
I1H	105870	151, 162	P1-25/SE1	197344	117	P1-40/EA/SVB-SW/H11	199899	26
I2H	105871	151, 162	P1-25/SE1/N	197345	117	P1-40/EA/SVB-SW/N	199900	24
IVS/S-A	232034	113	P1-25/SE1/SVB	197346	128	P1-40/EA/SVB-SW/N/H11	199901	26
IVS/S-B	232036	113	P1-25/SE1/SVB/H11	197347	134	P1-40/E-RT	199902	22
IVS/S-E	232040	113	P1-25/SE1/SVB/N	197348	128	P1-40/EZ	199903	49
IVS/S-F	232038	113	P1-25/SE1/SVB-SW	197349	125	P1-40/EZ/N	199904	49
IVS/S-G	232043	113	P1-25/SE1/SVB-SW/H11	197350	131	P1-40/I2	199906	116
IVS/S-R	232042	113	P1-25/SE1/SVB-SW/N	197351	125	P1-40/I2/SVB	199909	126
IVS-T0	091114	113	P1-25/N/SVB	055335	74	P1-40/I2/SVB/H11	199910	132
K1DB/P	1818029	93	P1-25/N/SVB/H11	095826	76	P1-40/I2/SVB/N	199911	126
K1DG/P	1818031	93	P1-25/N/SVB/N	086333	74	P1-40/I2/SVB-SW	199912	123
K1DR/P	1818030	93	P1-25/N/SVB/N/H11	053113	76	P1-40/I2/SVB-SW/H11	199913	129
K2SDB/C	1818038	93	P1-25/N/SVB-SW	050738	73	P1-40/I2/SVB-SW/N	199914	123
K2SDB/P	1818032	93	P1-25/N/SVB-SW/H11	098199	75	P1-40/I2H	199915	116
K2SDG/C	1818040	93	P1-25/N/SVB-SW/N	088706	73	P1-40/I2H/MBS/SVB	199917	127
K2SDG/P	1818034	93	P1-25/XM	172834	93	P1-40/I2H/MBS/SVB/H11	199918	133
K2SDR/C	1818039	93	P1-25/Z	057708	70	P1-40/I2H/MBS/SVB-SW	199919	124
K2SDR/P	1818033	93	P1-25/Z/N	088710	70	P1-40/I2H/MBS/SVB-SW/H11	199920	130
K-CI-K1/2	207451	151, 163	P1-25/Z/SVA(A)	050969	71	P1-40/I2H/N	199921	116
K-CI-K4	206916	151, 163	P1-25/I2H/H11	226899	121	P1-40/I2H/SVB	199922	126
K-CI-K5	218488	151, 163	P1-32/E	079065	18	P1-40/I2H/SVB/H11	199923	132
KNB-P1/M	172838	93	P1-32/E/N	093456	18	P1-40/I2H/SVB/N	199924	126
KNB-P3	041282	154	P1-32/E/SA(S)	044977	21	P1-40/I2H/SVB-SW	199925	123
KNB-P3/M	172839	93	P1-32/E/SVA(A)	050970	20	P1-40/I2H/SVB-SW/H11	199926	129
KNB-RT-P3	046028	154	P1-32/E/SVA(S)-RT	050971	22	P1-40/I2H/SVB-SW/N	199927	123
KNB-RT-T0	043655	154	P1-32/E/SVC(S)-RT	044975	22	P1-40/I2-RT	199930	120
KNB-T0	038909	154	P1-32/EA/SVB	081438	25	P1-40/IVS	199931	97
KNK-P3	000649	92	P1-32/EA/SVB/H11	072567	27	P1-40/IVS/N	199933	97
KNK-T0	000650	92	P1-32/EA/SVB/N	091079	25	P1-40/IVS-RT	199935	97
KT-M25	207603	151	P1-32/EA/SVB/N/H11	057859	27	P1-40/M4/SVB	199936	78
MBS-I2	290191	152	P1-32/EA/SVB-SW	053111	24	P1-40/M4/SVB/H11	199937	80
MBS-I4	118742	152	P1-32/EA/SVB-SW/H11	012772	26	P1-40/M4/SVB/N	199938	78
N-P1E	000651	45, 159	P1-32/EA/SVB-SW/N	093452	24	P1-40/M4/SVB/N/H11	199939	80
N-P1E	062432	45, 159	P1-32/EA/SVB-SW/N/H11	060232	26	P1-40/M4/SVB-SW	199940	77
N-P1Z	000652	91, 113, 152, 159	P1-32/E-RT	003197	22	P1-40/M4/SVB-SW/N	199942	77
N-P3Z	064805	91, 113, 159	P1-32/EZ	048369	49	P1-40/N	199908	116
N-P5-125/160E	280969	45, 159	P1-32/EZ/N	095829	49	P1-40/SE1	199944	117
N-P5-125/160Z	280970	91, 159	P1-32/I2	207320	116	P1-40/SE1/N	199945	117
N-P5-250/315E	280971	45, 159	P1-32/I2/N	207324	116	P1-40/SE1/SVB/H11	199947	134
N-P5-250/315Z	280972	91, 159	P1-32/I2/SVA(A)	207325	118	P1-40/SE1/SVB-SW	199949	125
P1/P3-M400	172844	93	P1-32/I2/SVA(S)	207326	118	P1-40/SE1/SVB-SW/H11	199950	131
P1/P3-M600	172845	93	P1-32/I2/SVB	207314	126	P1-40/SE1/SVB-SW/N	199951	125
P1-25/E	038724	18	P1-32/I2/SVB/H11	207318	132	P1-40/N/SVB	199952	74
P1-25/E/N	076845	18	P1-32/I2/SVB/N	207319	126	P1-40/N/SVB/H11	199953	76
P1-25/E/SA(S)	050966	21	P1-32/I2/SVB-SW	207315	123	P1-40/N/SVB/N	199955	74
P1-25/E/SVA(A)	050965	20	P1-32/I2/SVB-SW/H11	207316	129	P1-40/N/SVB/N/H11	199956	76
P1-25/E/SVA(S)-RT	050967	22	P1-32/I2/SVB-SW/N	207317	123	P1-40/V/SVB-SW	199958	73

Index - By part number

Part number	Article number	Page	Part number	Article number	Page	Part number	Article number	Page
P1-40/V/SVB-SW/HI11	199959	75	P3-63/M4/K2-PR/N	172812	78	P5-160/V/SVB/HI10	280929	76
P1-40/V/SVB-SW/N	199961	73	P3-63/M4/K2-PR/N/HI11	172816	80	P5-160/V/SVB/N	280930	74
P1-40/V/SVB-SW/N/HI11	199962	75	P3-63/M4/SVB	172784	78	P5-160/V/SVB-SW	280931	73
P1-40/Z	199964	70	P3-63/M4/SVB/HI11	172788	80	P5-160/V/SVB-SW/HI10	280932	75
P1-40/Z/N	199966	70	P3-63/M4/SVB-SW	172785	77	P5-160/V/SVB-SW/N	280933	73
P1-40-I2H/HI11	199916	121	P3-63/M4/SVB-SW/HI11	172807	79	P5-160/Z	280934	70
P3-100/E	067201	18	P3-63/M4/SVB-SW/N/HI11	172809	79	P5-250/E	280935	18
P3-100/E/N	031759	18	P3-63/SE1/SVB/HI11	197363	134	P5-250/EA/SVB	280936	25
P3-100/EA/SVB	074320	25	P3-63/SE3	197360	117	P5-250/EA/SVB/HI10	280937	27
P3-100/EA/SVB/HI11	029383	27	P3-63/SE3/N	197361	117	P5-250/EA/SVB/N	280938	25
P3-100/EA/SVB/N	019890	25	P3-63/SE3/SVB	197362	128	P5-250/EA/SVB-SW	280939	24
P3-100/EA/SVB/N/HI11	076843	27	P3-63/SE3/SVB/N	197364	128	P5-250/EA/SVB-SW/HI10	280940	26
P3-100/EA/SVB-SW	062603	24	P3-63/SE3/SVB-SW	197365	125	P5-250/EA/SVB-SW/N	280941	24
P3-100/EA/SVB-SW/HI11	031756	26	P3-63/SE3/SVB-SW/HI11	197366	131	P5-250/V/SVB	280942	74
P3-100/EA/SVB-SW/N	022263	24	P3-63/SE3/SVB-SW/N	197367	125	P5-250/V/SVB/HI10	280943	76
P3-100/EA/SVB-SW/N/HI11	079216	26	P3-63/V/SVB	048218	74	P5-250/V/SVB/N	280944	74
P3-100/E-RT	007189	22	P3-63/V/SVB/HI11	024637	76	P5-250/V/SVB-SW	280945	73
P3-100/IS	207381	116	P3-63/V/SVB/N	015144	74	P5-250/V/SVB-SW/HI10	280946	75
P3-100/IS/N	207385	116	P3-63/V/SVB/N/HI11	072097	76	P5-250/V/SVB-SW/N	280947	73
P3-100/IS/SVB	207373	126	P3-63/V/SVB-SW	060230	73	P5-250/Z	280948	70
P3-100/IS/SVB/HI11	207378	132	P3-63/V/SVB-SW/HI11	027010	75	P5-315 kW/V/SVB	280956	74
P3-100/IS/SVB/N	207379	126	P3-63/V/SVB-SW/N	017517	73	P5-315 kW/V/SVB/N	280958	74
P3-100/IS/SVB/N/HI11	207380	132	P3-63/V/SVB-SW/N/HI11	074470	75	P5-315/E	280949	18
P3-100/IS/SVB-SW	207374	123	P3-63/XM	172836	93	P5-315/EA/SVB	280950	25
P3-100/IS/SVB-SW/HI11	207375	129	P3-63/Z	050591	70	P5-315/EA/SVB/HI10	280951	27
P3-100/IS/SVB-SW/N	207376	123	P3-63/Z/N	027013	70	P5-315/EA/SVB/N	280952	25
P3-100/IS/SVB-SW/N/HI11	207377	129	P3-80/E	EP-400919	18	P5-315/EA/SVB-SW	280953	24
P3-100/IS-RT	207382	120	P3-80/E/N	EP-400921	18	P5-315/EA/SVB-SW/HI10	280954	26
P3-100/IS-SI	207386	144	P3-80/EA/SVB	EP-400924	25	P5-315/EA/SVB-SW/N	280955	24
P3-100/IS-SI/HI11	207388	144	P3-80/EA/SVB/HI11	EP-400926	27	P5-315/V/SVB/HI10	280957	76
P3-100/IS-SI/HI11-SW	207389	143	P3-80/EA/SVB/N	EP-400927	25	P5-315/V/SVB-SW	280959	73
P3-100/IS-SI/N	207390	144	P3-80/EA/SVB/N/HI11	EP-400928	27	P5-315/V/SVB-SW/HI10	280960	75
P3-100/IS-SI/N-SW	207391	143	P3-80/EA/SVB-SW	EP-400929	24	P5-315/V/SVB-SW/N	280961	73
P3-100/IS-SI-SW	207387	143	P3-80/EA/SVB-SW/N/HI11	EP-400931	26	P5-315/Z	280962	70
P3-100/IVS	081439	97	P3-80/E-RT	EP-400932	22	PE-P5-125/160E	280973	45, 159
P3-100/IVS/N	034132	97	P3-80/IS	EP-400979	116	PE-P5-125/160Z	280974	91, 159
P3-100/IVS-RT	086185	99	P3-80/IS/N	EP-400981	116	PE-P5-250/315E	280975	45, 159
P3-100/M4/K1-PG/N/HI11	172831	79	P3-80/IS/SVB	EP-400982	126	PE-P5-250/315Z	280976	91, 159
P3-100/M4/K1-PG/N/HI11	172833	79	P3-80/IS/SVB/HI11	EP-400984	132	PI-25/M4/SVB	172875	78
P3-100/M4/K2-PG	172827	77	P3-80/IS/SVB/N	EP-400985	126	PI-25/V/SVB-SW/N/HI11	055486	75
P3-100/M4/K2-PG/N	172829	77	P3-80/IS/SVB/N/HI11	EP-400986	132	PI-32/M4/SVB-SW/HI11	172870	79
P3-100/M4/K2-PR	172826	78	P3-80/IS/SVB-SW	EP-400987	123	PI-32/M4/SVB-SW/N/HI11	172872	79
P3-100/M4/K2-PR/HI11	172830	80	P3-80/IS/SVB-SW/HI11	EP-400988	129	PI-32/SE1/SVB	197354	128
P3-100/M4/K2-PR/N	172828	78	P3-80/IS/SVB-SW/N	EP-400989	123	PI-32/SE1/SVB/N	197356	128
P3-100/M4/K2-PR/N/HI11	172832	80	P3-80/IS/SVB-SW/N/HI11	EP-400990	129	PI-40/SE1/SVB/N	199948	128
P3-100/M4/SVB	172818	78	P3-80/IS-RT	EP-400991	120	PI-40/M4/SVB-SW	199941	79
P3-100/M4/SVB/HI11	172822	80	P3-80/IS-SI	EP-400993	144	PI-40/M4/SVB-SW/N/HI11	199943	79
P3-100/M4/SVB/N/HI11	172824	80	P3-80/IS-SI/HI11	EP-400994	144	PI-40/SE1/SVB	199946	128
P3-100/M4/SVB-SW	172819	77	P3-80/IS-SI/HI11-SW	EP-400995	143	PI-40/XM	199888	93
P3-100/SE1/SVB/HI11	197371	134	P3-80/IS-SI/N	EP-400996	144	S(*)-SOND-SA(*)-TO	231965	157
P3-100/SE3	197368	117	P3-80/IS-SI/N-SW	EP-400997	143	S(*)-TO	231959	157
P3-100/SE3/N	197369	117	P3-80/IS-SI-SW	EP-400998	143	S-SOND-KMS(*)-TO	231957	157
P3-100/SE3/SVB	197370	128	P3-80/IVS	EP-400934	97	S-TO	086709	157
P3-100/SE3/SVB/N	197372	128	P3-80/IVS-N	EP-400936	97	ST-P5-250/314	280978	162
P3-100/SE3/SVB-SW	197373	125	P3-80/IVS-RT	EP-400938	99	SVA(*)-SOND-SA(*)-T3	231971	157
P3-100/SE3/SVB-SW/HI11	197374	131	P3-80/M4/K2-PG	EP-400940	77	SVA(*)-T3	907745	157
P3-100/SE3/SVB-SW/N	197375	125	P3-80/M4/K2-PG/HI11	EP-400941	79	SVA-SOND-KMS(*)-T3	231967	157
P3-100/V/SVB	088558	74	P3-80/M4/K2-PG/N	EP-400942	77	SVA-T3	050974	157
P3-100/V/SVB/HI11	034129	76	P3-80/M4/K2-PG/N/HI11	EP-400943	79	SVB-P1/M	172840	93
P3-100/V/SVB/N	024636	74	P3-80/M4/K2-PR	EP-400944	78	SVB-P3	052999	153
P3-100/V/SVB/N/HI11	081589	76	P3-80/M4/K2-PR/HI11	EP-400945	80	SVB-P3/M	172841	93
P3-100/V/SVB-SW	064976	73	P3-80/M4/K2-PR/N	EP-400946	78	SVB-SW-P1/M	172842	93
P3-100/V/SVB-SW/HI11	036502	75	P3-80/M4/K2-PR/N/HI11	EP-400947	80	SVB-SW-P3	062491	153
P3-100/V/SVB-SW/N	027009	73	P3-80/M4/SVB	EP-400948	78	SVB-SW-P3/M	172843	93
P3-100/V/SVB-SW/N/HI11	083962	75	P3-80/M4/SVB/HI11	EP-400949	80	SVB-SW-T0	060265	153
P3-100/XM	172837	93	P3-80/M4/SVB/N/HI11	EP-400950	80	SVB-T0	057892	153
P3-100/Z	280920	70	P3-80/M4/SVB-SW	EP-400951	77	SVC(*)-T3	907748	158
P3-100/Z/N	038878	70	P3-80/M4/SVB-SW/N/HI11	EP-400954	79	SVC-T3	050975	158
P3-63/E	026861	18	P3-80/SE3	EP-400955	117	TO-10-SOND*E	907774	166
P3-63/E/N	019894	18	P3-80/SE3/N	EP-400956	117	TO-10-SOND*EZ	907796	166
P3-63/EA/SVB	031607	25	P3-80/SE3/SVB	EP-400957	128	TO-10-SOND*/IVS	907815	166
P3-63/EA/SVB/HI11	019891	27	P3-80/SE3/SVB/HI11	EP-400958	134	TO-1-102/E	088709	18
P3-63/EA/SVB/N	010398	25	P3-80/SE3/SVB/N	EP-400959	128	TO-1-102/EA/SVB	091078	25
P3-63/EA/SVB/N/HI11	067351	27	P3-80/SE3/SVB-SW	EP-400960	125	TO-1-102/EA/SVB-SW	093451	24
P3-63/EA/SVB-SW	057857	24	P3-80/SE3/SVB-SW/HI11	EP-400961	131	TO-1-102/E-RT	009046	22
P3-63/EA/SVB-SW/HI11	022264	26	P3-80/SE3/SVB-SW/N	EP-400962	125	TO-1-102/EZ	091082	49
P3-63/EA/SVB-SW/N	012771	24	P3-80/V/SVB	EP-400963	74	TO-1-102/EZ/S	014933	20
P3-63/EA/SVB-SW/N/HI11	069724	26	P3-80/V/SVB/HI11	EP-400965	76	TO-1-102/I	207061	116
P3-63/E-RT	005743	22	P3-80/V/SVB/N	EP-400966	74	TO-1-102/I/S	207063	118
P3-63/I4	207356	116	P3-80/V/SVB/N/HI11	EP-400967	76	TO-1-102/I1/SVB	207143	126
P3-63/I4/MBS/SVB	182421	127	P3-80/V/SVB-SW	EP-400969	73	TO-1-102/I1/SVB-SW	207144	123
P3-63/I4/MBS/SVB/HI11	182423	133	P3-80/V/SVB-SW/HI11	EP-400970	75	TO-1-102/I1-RT	207062	120
P3-63/I4/MBS/SVB-SW	182422	124	P3-80/V/SVB-SW/N	EP-400971	73	TO-1-102/IVS	015147	97
P3-63/I4/MBS/SVB-SW/HI11	182424	130	P3-80/V/SVB-SW/N/HI11	EP-400972	75	TO-1-102/IVS-RT	079583	99
P3-63/I4/N	207360	116	P3-80/XM	EP-400973	93	TO-1-102/SE1	197379	117
P3-63/I4/SVB	207343	126	P3-80/Z	EP-400975	70	TO-1-102/SE1/SVB	197380	128
P3-63/I4/SVB/HI11	207348	132	P3-80/Z/N	EP-400978	70	TO-1-102/SE1/SVB-SW	197381	125
P3-63/I4/SVB/N	207349	126	P5-125/E	280897	18	TO-1-102/V/SVB	095824	74
P3-63/I4/SVB/N/HI11	207350	132	P5-125/EA/SVB	280898	25	TO-1-102/V/SVB-SW	022330	73
P3-63/I4/SVB-SW	207344	123	P5-125/EA/SVB/HI10	280899	27	TO-1-102/Z	095828	70
P3-63/I4/SVB-SW/HI11	207345	129	P5-125/EA/SVB/N	280910	25	TO-1-102/Z/S	014971	71
P3-63/I4/SVB-SW/N	207346	123	P5-125/EA/SVB-SW	280911	24	TO-1-15321/1	086317	21
P3-63/I4/SVB-SW/N/HI11	207347	129	P5-125/EA/SVB-SW/HI10	280912	26	TO-1-15321/EZ	086960	50
P3-63/I4-RT	207357	120	P5-125/EA/SVB-SW/N	280913	24	TO-1-15321/I	207064	119
P3-63/I4-SI	207361	144	P5-125/V/SVB	280914	74	TO-1-15321/IVS	093436	98
P3-63/I4-SI/HI11	207363	144	P5-125/V/SVB/HI10	280915	76	TO-1-15321/Z	095809	71
P3-63/I4-SI/HI11-SW	207364	143	P5-125/V/SVB/N	280916	74	TO-1-15322/E	010382	21
P3-63/I4-SI/N	207365	144	P5-125/V/SVB-SW	280917	73	TO-1-15322/EZ	012755	50
P3-63/I4-SI/N-SW	207366	143	P5-125/V/SVB-SW/HI10	280918	75	TO-1-15322/I	207065	119
P3-63/I4-SI-SW	207362	143	P5-125/V/SVB-SW/N	280919	73	TO-1-15322/IVS	017501	98
P3-63/IVS	041099	97	P5-125/Z	090931	70	TO-1-15366/E	081572	21
P3-63/IVS-N	022267	97	P5-160/E	280921	18	TO-1-15366/EZ	083945	50
P3-63/IVS-RT	045845	99	P5-160/EA/SVB	280922	25	TO-1-15401/E	038854	19
P3-63/M4/K1-PG/N/HI11	172815	79	P5-160/EA/SVB/HI10	280923	27	TO-1-15401/EZ	041227	49
P3-63/M4/K1-PG/N/HI11	172817	79	P5-160/EA/SVB/N	280924	25	TO-1-15401/I	207067	119
P3-63/M4/K2-PG	172811	77	P5-160/EA/SVB-SW	280925	24	TO-1-15401/IVS	045973	97
P3-63/M4/K2-PG/N	172813	77	P5-160/EA/SVB-SW/HI10	280926	26	TO-1-15401/Z	048346	70
P3-63/M4/K2-PR	172810	78	P5-160/EA/SVB-SW/N	280927	24	TO-1-15402/E	053092	19
P3-63/M4/K2-PR/HI11	172814	80	P5-160/V/SVB	280928	74	TO-1-15402/EZ	055465	49

Index - By part number

Part number	Article number	Page	Part number	Article number	Page	Part number	Article number	Page
TO-1-15402/I	207068	119	TO-2-1/IVS-RT	084329	99	TO-2-8231/EZ	015123	65
TO-1-15402/IVS	060211	97	TO-2-1/SE1	197376	117	TO-2-8231/I1	207106	148
TO-1-15402/Z	062584	70	TO-2-1/SE1/SVB	197377	128	TO-2-8231/IVS	019869	110
TO-1-15421/E	095806	29	TO-2-1/SE1/SVB-SW	197378	125	TO-2-8231/Z	022242	89
TO-1-15421/EZ	098179	52	TO-2-1/V/SVB	043619	74	TO-2-8241/E	050716	41
TO-1-15421/I1	207069	135	TO-2-1/V/SVB-SW	045992	73	TO-2-8241/EZ	053089	64
TO-1-15421/IVS	012752	101	TO-2-1/Z	036504	70	TO-2-8241/I1	207107	148
TO-1-15421/Z	015125	81	TO-2-1/Z/SVA(A)	050978	71	TO-2-8241/IVS	057835	109
TO-1-15431/E	019872	33	TO-2-15323/E	024620	21	TO-2-8242/E	062581	88
TO-1-15431/EZ	022245	58	TO-2-15323/EZ	026993	50	TO-2-8242/EZ	067327	41
TO-1-15431/I1	207070	140	TO-2-15323/I1	207087	119	TO-2-8242/IVS	069700	64
TO-1-15431/IVS	026991	104	TO-2-15323/IVS	031739	98	TO-2-8242/I1	207108	148
TO-1-15431/SE1	197430	137	TO-2-1540/IVS	088687	97	TO-2-8242/IVS	074446	109
TO-1-15431/Z	029364	83	TO-2-15403/E	067330	19	TO-2-8242/Z	076819	88
TO-1-15434/E	062586	33	TO-2-15403/EZ	069703	49	TO-2-8400/E	053079	35
TO-1-15434/EZ	018053	58	TO-2-15403/I1	207088	116	TO-2-8400/EZ	055452	60
TO-1-15434/I1	207071	140	TO-2-15403/IVS	074449	97	TO-2-8400/I1	207111	142
TO-1-15434/IVS	069705	104	TO-2-15403/Z	076822	70	TO-2-8400/IVS	060198	106
TO-1-15434/Z	072078	83	TO-2-15404/E	081568	19	TO-2-8400/Z	062571	85
TO-1-15451/E	076824	33	TO-2-15404/EZ	083941	49	TO-2-8900/E	207398	18
TO-1-15451/EZ	079197	58	TO-2-15404/I1	091060	70	TO-2-8900/EA/SVB	207400	25
TO-1-15451/I1	207072	140	TO-2-15404/Z	207089	116	TO-2-8900/EA/SVB-SW	207401	24
TO-1-15451/IVS	083943	104	TO-2-15422/E	019871	29	TO-2-8900/E-RT	207399	22
TO-1-15451/Z	086316	83	TO-2-15422/EZ	022244	52	TO-2-8900/EZ	207402	49
TO-1-15511/E	019875	20	TO-2-15422/I1	207090	135	TO-2-8900/I1	207109	116
TO-1-15511/EZ	022248	50	TO-2-15422/IVS	026990	101	TO-2-8900/I1/SVB	207151	126
TO-1-15511/I1	207073	119	TO-2-15422/Z	029363	81	TO-2-8900/I1/SVB-SW	207152	123
TO-1-15511/IVS	026994	98	TO-2-15432/E	034110	33	TO-2-8900/I1-RT	207110	120
TO-1-15511/Z	029367	71	TO-2-15432/EZ	036483	58	TO-2-8900/I2H/MBS/SVB	182427	127
TO-11-SOND*/E	907775	166	TO-2-15432/I1	207091	140	TO-2-8900/I2H/MBS/SVB-SW	182428	124
TO-11-SOND*/EZ	907797	166	TO-2-15432/IVS	041229	104	TO-2-8900/IVS	207403	97
TO-11-SOND*/IVS	907816	166	TO-2-15432/SE1	197431	137	TO-2-8900/IVS-RT	207404	99
TO-11-SOND*/Z	907848	166	TO-2-15432/Z	043602	83	TO-2-8900/SE1	197420	117
TO-11-SOND*/Z	907849	166	TO-2-15435/E	003191	33	TO-2-8900/SE1/SVB	197421	128
TO-1-8200/E	067352	18	TO-2-15435/EZ	003192	58	TO-2-8900/SE1/SVB-SW	197422	125
TO-1-8200/EA/SVB	053110	25	TO-2-15435/I1	218971	140	TO-2-8900/V/SVB	207405	74
TO-1-8200/EA/SVB-SW	055483	24	TO-2-15435/IVS	003195	104	TO-2-8900/V/SVB-SW	207406	73
TO-1-8200/E-RT	090474	22	TO-2-15435/Z	003196	83	TO-2-8900/Z	207407	70
TO-1-8200/EZ	069725	49	TO-2-15452/E	091062	33	TO-2-SOND*/E	907766	165
TO-1-8200/I1	207074	116	TO-2-15452/EZ	093435	58	TO-2-SOND*/EA/SVB	907777	165
TO-1-8200/I1/RT	207075	120	TO-2-15452/I1	207092	140	TO-2-SOND*/EA/SVB-SW	908044	165
TO-1-8200/I1/SVB	207145	126	TO-2-15452/IVS	098181	104	TO-2-SOND*/EZ	907788	165
TO-1-8200/I1/SVB-SW	207146	123	TO-2-15452/Z	010381	83	TO-2-SOND*/I1	207483	165
TO-1-8200/IVS	074471	97	TO-2-15512/E	034113	20	TO-2-SOND*/I1/SVB	207484	165
TO-1-8200/IVS-RT	081956	99	TO-2-15512/EZ	036486	50	TO-2-SOND*/I1/SVB-SW	207485	165
TO-1-8200/SE1	197383	117	TO-2-15512/I1	207093	119	TO-2-SOND*/IVS	907807	165
TO-1-8200/SE1/SVB	197384	128	TO-2-15512/Z	043605	71	TO-2-SOND*/IV/SVB	907818	165
TO-1-8200/SE1/SVB-SW	197385	125	TO-2-15679/E	029387	23	TO-2-SOND*/IV/SVB-SW	908055	165
TO-1-8200/V/SVB	057856	74	TO-2-15679/EA/SVB	081588	27	TO-2-SOND*/V/SVB	907840	165
TO-1-8200/V/SVB-SW	060229	73	TO-2-15679/EA/SVB-SW	083961	26	TO-3-15391/E	029365	44
TO-1-8200/Z	076844	70	TO-2-15679/EZ	031760	51	TO-3-15391/EZ	031738	56
TO-1-8210/E	012742	29	TO-2-15679/I1	207094	121	TO-3-15391/I1	207112	150
TO-1-8210/EZ	048337	52	TO-2-15679/I1/SVB	207149	132	TO-3-15391/IVS	036484	112
TO-1-8210/I1	207076	135	TO-2-15679/I1/SVB-SW	207150	129	TO-3-15394/E	072079	44
TO-1-8210/IVS	074440	101	TO-2-15679/I2H/MBS/SVB	182429	133	TO-3-15394/EZ	074452	56
TO-1-8210/SE1	197386	137	TO-2-15679/I2H/MBS/SVB-SW	182430	130	TO-3-15394/I1	207113	150
TO-1-8210/Z	019862	81	TO-2-15679/IVS	036506	100	TO-3-15394/IVS	079198	112
TO-1-8214/E	019863	30	TO-2-15679/SE1	197440	122	TO-3-15394/Z	081571	90
TO-1-8214/EZ	076815	52	TO-2-15679/SE1/SVB	197441	134	TO-3-15423/E	034109	29
TO-1-8214/I1	207077	136	TO-2-15679/SE1/SVB-SW	197442	131	TO-3-15423/EZ	036482	52
TO-1-8214/IVS	045967	101	TO-2-15679/V/SVB	086334	76	TO-3-15423/I1	207114	135
TO-1-8214/SE1	197390	137	TO-2-15679/V/SVB-SW	088707	75	TO-3-15423/IVS	041228	101
TO-1-8214/Z	050720	82	TO-2-15679/Z	041252	72	TO-3-15423/Z	043601	81
TO-1-8220/E	031728	31, 42	TO-2-15683/EZ	016658	51	TO-3-15433/E	048348	33
TO-1-8220/EZ	095799	54, 65	TO-2-15907/E	066931	33	TO-3-15433/EZ	050721	58
TO-1-8220/I1	207078	136, 148	TO-2-15907/EZ	069304	58	TO-3-15433/I1	207115	140
TO-1-8220/IVS	055459	102, 110	TO-2-15907/I1	207095	140	TO-3-15433/IVS	055467	104
TO-1-8220/SE1	197393	138	TO-2-15907/IVS	076423	104	TO-3-15433/SE1	197432	137
TO-1-8220/Z	086312	82, 89	TO-2-15907/Z	078796	83	TO-3-15433/Z	057840	83
TO-1-8240/E	034105	41	TO-2-15920/E	038861	37	TO-3-15453/E	015127	33
TO-1-8240/EZ	043597	64	TO-2-15920/EZ	041234	62	TO-3-15453/EZ	017500	58
TO-1-8240/I1	207079	148	TO-2-15920/IVS	029452	107	TO-3-15453/I1	207116	140
TO-1-8240/IVS	027076	109	TO-2-15920/Z	048353	86	TO-3-15453/IVS	022246	104
TO-1-8240/Z	060208	88	TO-2-15921/E	067337	37	TO-3-15453/Z	024619	83
TO-1-91/E	072082	43	TO-2-15921/EZ	069710	62	TO-3-15513/E	048351	50
TO-1-91/EZ	074455	67	TO-2-15921/IVS	074456	107	TO-3-15513/EZ	050724	20
TO-1-91/I1	207080	149	TO-2-15921/Z	076829	86	TO-3-15513/I1	207117	119
TO-1-91/IVS	079201	111	TO-2-15922/E	053099	67	TO-3-15680/EA/SVB	038875	27
TO-1-SOND*/E	907765	165	TO-2-15922/EZ	055472	32	TO-3-15680/EA/SVB-SW	041248	26
TO-1-SOND*/EA/SVB	907776	165	TO-2-15922/IVS	060218	107	TO-3-15680/I1/SVB	207153	132
TO-1-SOND*/EA/SVB-SW	908043	165	TO-2-15922/Z	062591	86	TO-3-15680/I1/SVB-SW	207154	129
TO-1-SOND*/EZ	907787	165	TO-2-81777/E	015130	20	TO-3-15680/I2H/MBS/SVB	182431	133
TO-1-SOND*/I1	207480	165	TO-2-81777/EZ	017503	50	TO-3-15680/I2H/MBS/SVB-SW	182432	130
TO-1-SOND*/I1/SVB	207481	165	TO-2-81777/I1	207101	119	TO-3-15680/SE1	197443	122
TO-1-SOND*/I1/SVB-SW	207482	165	TO-2-81777/IVS	022249	98	TO-3-15680/SE1/SVB	197444	134
TO-1-SOND*/IVS	907806	165	TO-2-81777/Z	024622	71	TO-3-15680/SE1/SVB-SW	197445	131
TO-1-SOND*/V/SVB	907817	165	TO-2-82111/E	022234	29	TO-3-15680/V/SVB	043621	76
TO-1-SOND*/V/SVB-SW	908054	165	TO-2-82111/EZ	053083	52	TO-3-15680/V/SVB-SW	045994	75
TO-1-SOND*/Z	907839	165	TO-2-82111/I1	207102	135	TO-3-15683/E	016619	23
TO-2-1/E	024639	18	TO-2-82111/IVS	076813	101	TO-3-15683/EA/SVB	015571	27
TO-2-1/E/SVA(A)	050976	20	TO-2-82111/SE1	197387	137	TO-3-15683/EA/SVB-SW	015600	26
TO-2-1/E/SVA(S)	050977	21	TO-2-82111/Z	029354	81	TO-3-15683/I1	207118	121
TO-2-1/E/SVA(S)-RT	228291	22	TO-2-8215/E	022236	30	TO-3-15683/I1/SVB	207157	132
TO-2-1/E/SVC(S)-RT	044973	22	TO-2-8215/EZ	081561	52	TO-3-15683/I1/SVB-SW	207158	129
TO-2-1/EA/SVB	038873	25	TO-2-8215/I1	207103	136	TO-3-15683/I2H/MBS/SVB	182433	133
TO-2-1/EA/SVB-SW	041246	24	TO-2-8215/IVS	048340	101	TO-3-15683/I2H/MBS/SVB-SW	182434	130
TO-2-1/E-RT	011082	22	TO-2-8215/SE1	197391	137	TO-3-15683/IVS	016722	100
TO-2-1/EZ	027012	49	TO-2-8221/E	038847	31	TO-3-15683/SE1	197449	122
TO-2-1/I1	207081	116	TO-2-8221/EZ	010372	54	TO-3-15683/SE1/SVB	197450	134
TO-2-1/I1/SVA(A)	207083	118	TO-2-8221/I1	207104	136	TO-3-15683/SE1/SVB-SW	197451	131
TO-2-1/I1/SVA(S)	207084	118	TO-2-8221/IVS	057832	102	TO-3-15683/V/SVB	015634	76
TO-2-1/I1/SVA(S)-RT	207085	120	TO-2-8221/SE1	197394	138	TO-3-15683/V/SVB-SW	015664	75
TO-2-1/I1/SVB	207147	126	TO-2-8221/Z	074450	82	TO-3-15924/E	019878	37
TO-2-1/I1/SVB-SW	207148	123	TO-2-8230/E	088685	42	TO-3-15924/EZ	022251	62
TO-2-1/I1/SVC(S)-RT	207086	120	TO-2-8230/EZ	091058	54, 65	TO-3-15924/I1	207119	146
TO-2-1/I1-RT	207082	120	TO-2-8230/I1	207105	148	TO-3-15924/IVS	026997	107
TO-2-1/I2H/MBS/SVB	182425	127	TO-2-8230/IVS	095804	110	TO-3-15924/Z	029370	86
TO-2-1/I2H/MBS/SVB-SW	182426	124	TO-2-8230/Z	098177	89	TO-3-8007/E	095813	37
TO-2-1/IVS	031758	97	TO-2-8231/E	012750	42	TO-3-8007/EZ	098186	62

Index - By part number

Part number	Article number	Page	Part number	Article number	Page	Part number	Article number	Page
TO-3-8007/I1	207120	146	TO-4-15682/I1/SVB-SW	207162	129	TO-7-SOND*/IVS	907812	166
TO-3-8007/IVS	012759	107	TO-4-15682/I2H/MBS/SVB	182435	133	TO-7-SOND*/Z	907845	166
TO-3-8007/Z	015132	86	TO-4-15682/I2H/MBS/SVB-SW	182436	130	TO-8-8372/E	064950	31
TO-3-8048/E	034116	37	TO-4-15682/IVS	017524	100	TO-8-8372/EZ	034102	54
TO-3-8212/E	029353	29	TO-4-15682/SE2	197446	122	TO-8-8372/IVS	069697	102
TO-3-8212/EZ	057829	52	TO-4-15682/SE2/SVB	197447	134	TO-8-8372/Z	012753	82
TO-3-8212/I1	207123	135	TO-4-15682/SE2/SVB-SW	197448	131	TO-8-SOND*/E	907772	166
TO-3-8212/IVS	079186	101	TO-4-15682/V/SVB	024638	76	TO-8-SOND*/EZ	907794	166
TO-3-8212/SE1	197388	137	TO-4-15682/V/SVB-SW	027011	75	TO-8-SOND*/IVS	907813	166
TO-3-8212/Z	036473	81	TO-4-15682/Z	022270	72	TO-8-SOND*/Z	907846	166
TO-3-8216/E	024609	30	TO-4-74949GB/E	400000	35	TO-9-SOND*/E	907773	166
TO-3-8216/EZ	086307	52	TO-4-8213/E	031726	29	TO-9-SOND*/EZ	907795	166
TO-3-8216/I1	207434	136	TO-4-8213/EZ	062575	52	TO-9-SOND*/IVS	907814	166
TO-3-8216/IVS	050713	101	TO-4-8213/I1	207136	135	TO-9-SOND*/Z	907847	166
TO-3-8216/SE1	197392	137	TO-4-8213/IVS	081559	101	T3-10-SOND*/E	907859	168
TO-3-8216/Z	055466	82	TO-4-8213/SE2	197389	137	T3-10-SOND*/EZ	907881	168
TO-3-8222/E	048339	31, 42	TO-4-8213/Z	043592	81	T3-10-SOND*/Z	907922	168
TO-3-8222/EZ	015118	54, 65	TO-4-8223/E	050712	31	T3-1-102/E	076073	18
TO-3-8222/I1	207124	136, 148	TO-4-8223/EZ	019864	54	T3-1-102/EA/SVB	014374	25
TO-3-8222/IVS	060205	102, 110	TO-4-8223/I1	207137	136	T3-1-102/EA/SVB-SW	016747	24
TO-3-8222/SE1	197395	138	TO-4-8223/IVS	062578	102	T3-1-102/E-RT	016318	22
TO-3-8222/Z	088686	82	TO-4-8223/Z	086315	82	T3-1-102/EZ	078446	49
TO-3-8223/SE2	197396	138	TO-4-8251/E	013971	42	T3-1-102/I2	207165	116
TO-3-8228/E	015112	35	TO-4-8251/I1	218984	148	T3-1-102/I2/SVB	207198	126
TO-3-8228/EZ	048334	60	TO-4-8294/E	010371	29	T3-1-102/I2/SVB-SW	207199	123
TO-3-8228/I1	207125	142	TO-4-8294/EZ	072069	52	T3-1-102/I2-RT	207166	120
TO-3-8228/IVS	062572	106	TO-4-8294/I1	207138	135	T3-1-102/V/SVB	019120	74
TO-3-8228/Z	074437	85	TO-4-8294/IVS	043594	101	T3-1-102/V/SVB-SW	021493	73
TO-3-8232/E	026988	42	TO-4-8344/E	014000	18	T3-1-102/Z	083192	70
TO-3-8232/EZ	029361	65	TO-4-8344/EA/SVB	008267	25	T3-11-SOND*/E	907860	168
TO-3-8232/I1	207126	148	TO-4-8344/EA/SVB-SW	008268	24	T3-11-SOND*/EZ	907882	168
TO-3-8232/IVS	034107	110	TO-4-8344/EZ	014002	49	T3-11-SOND*/Z	907923	168
TO-3-8232/Z	036480	89	TO-4-8344/I1	207139	116	T3-1-8200/E	064208	18
TO-3-8233/E	041226	42	TO-4-8344/I1/SVB	207163	126	T3-1-8200/EA/SVB	066576	25
TO-3-8233/EZ	043599	65	TO-4-8344/I1/SVB-SW	207164	123	T3-1-8200/EA/SVB-SW	068949	24
TO-3-8233/I1	207127	148	TO-4-8344/IVS	014006	97	T3-1-8200/E-RT	017025	22
TO-3-8233/IVS	048345	110	TO-4-8344/SE2	197411	117	T3-1-8200/EZ	066581	49
TO-3-8233/Z	050718	89	TO-4-8344/SE2/SVB	197412	128	T3-1-8200/I2	207167	116
TO-3-8243/E	081565	41	TO-4-8344/SE2/SVB-SW	197413	125	T3-1-8200/I2/SVB	207200	126
TO-3-8243/EZ	083938	64	TO-4-8344/V/SVB	014007	74	T3-1-8200/I2/SVB-SW	207201	123
TO-3-8243/I1	207128	148	TO-4-8344/V/SVB-SW	008272	73	T3-1-8200/V/SVB	007255	74
TO-3-8243/IVS	088684	109	TO-4-8344/Z	014009	70	T3-1-8200/V/SVB-SW	004882	73
TO-3-8243/Z	091057	88	TO-4-8410/E	024604	38	T3-1-8200/Z	071327	70
TO-3-8244/E	095803	41	TO-4-8410/EZ	053080	61	T3-1-8210/E	054718	29
TO-3-8244/EZ	098176	64	TO-4-8410/I1	207140	147	T3-1-8210/EZ	003072	52
TO-3-8244/I1	207129	148	TO-4-8410/IVS	064945	108	T3-1-8210/I2	207169	135
TO-3-8244/IVS	012749	109	TO-4-8410/Z	083929	87	T3-1-8210/Z	057091	81
TO-3-8244/Z	015122	88	TO-4-8440/E	041222	34	T3-1-8214/E	009632	30
TO-3-8251/EZ	013972	65	TO-4-8440/EZ	088682	59	T3-1-SOND*/E	907852	167
TO-3-8251/IVS	013974	110	TO-4-8440/I1	207141	141	T3-2-8211/E	061837	29
TO-3-8251/Z	013976	89	TO-4-8440/IVS	029358	105	T3-2-8211/EZ	003075	52
TO-3-8280/E	034106	41	TO-4-8440/Z	048342	84	T3-2-8211/I2	207178	135
TO-3-8280/EZ	036479	64	TO-4-8441/E	043595	34	T3-2-8211/I2	064210	81
TO-3-8280/I1	207130	148	TO-4-8441/EZ	093428	59	T3-2-8215/E	016751	30
TO-3-8280/IVS	041225	109	TO-4-8441/I1	207142	141	T3-2-8215/I2	207179	136
TO-3-8280/Z	043598	88	TO-4-8441/IVS	031731	105	T3-2-8221/E	045227	31
TO-3-8342/E	043624	18	TO-4-8441/Z	053088	84	T3-2-8221/EZ	001025	54
TO-3-8342/EA/SVB	029382	25	TO-4-SOND*/E	907768	165	T3-2-8221/I2	207180	136
TO-3-8342/EA/SVB-SW	031755	24	TO-4-SOND*/EA/SVB	907779	165	T3-2-8221/Z	047600	82
TO-3-8342/EZ	045997	49	TO-4-SOND*/EA/SVB-SW	908046	165	T3-2-8400/E	073695	35
TO-3-8342/I1	207131	116	TO-4-SOND*/EZ	907790	165	T3-2-8400/EZ	000687	60
TO-3-8342/I1/SVB	207159	126	TO-4-SOND*/I1	207489	165	T3-2-8400/I2	207181	142
TO-3-8342/I1/SVB-SW	207160	123	TO-4-SOND*/I1/SVB	207490	165	T3-2-8400/Z	095060	85
TO-3-8342/IVS	050743	97	TO-4-SOND*/I1/SVB-SW	207491	165	T3-3-15680/EA/SVB	012002	27
TO-3-8342/SE1	197408	117	TO-4-SOND*/IVS	907809	165	T3-3-15680/EA/SVB-SW	014375	26
TO-3-8342/SE1/SVB-SW	197410	125	TO-4-SOND*/V/SVB	907820	165	T3-3-15680/EA/SVB-SW	231946	26
TO-3-8342/V/SVB	034128	74	TO-4-SOND*/V/SVB-SW	908057	165	T3-3-15680/I2/SVB	207202	132
TO-3-8342/V/SVB-SW	036501	73	TO-4-SOND*/Z	907842	165	T3-3-15680/I2/SVB-SW	207203	129
TO-3-8342/Z	055489	70	TO-5-15876/E	000893	36	T3-3-15680/V/SVB	016748	76
TO-3-8342-SE1/SVB	197409	128	TO-5-15876/EZ	000900	60	T3-3-15680/V/SVB-SW	019121	75
TO-3-8401/E	091047	35	TO-5-15876/IVS	000902	106	T3-3-15683/E	014377	23
TO-3-8401/EZ	093420	60	TO-5-15876/Z	000942	85	T3-3-15683/EA/SVB	040478	27
TO-3-8401/I1	207132	142	TO-5-8270/E	091059	42	T3-3-15683/EA/SVB-SW	042851	26
TO-3-8401/IVS	098166	106	TO-5-8270/EZ	093432	65	T3-3-15683/I2	207182	121
TO-3-8401/Z	010366	85	TO-5-8270/IVS	098178	110	T3-3-15683/I2/SVB	207206	132
TO-3-8451/E	038849	34	TO-5-8270/Z	010378	89	T3-3-15683/I2/SVB-SW	207207	129
TO-3-8451/EZ	089396	59	TO-5-8281/E	048344	41	T3-3-15683/SE2	197475	122
TO-3-8451/I1	207133	141	TO-5-8281/EZ	050717	64	T3-3-15683/SE2/SVB	197476	134
TO-3-8451/IVS	026985	105	TO-5-8281/IVS	055463	109	T3-3-15683/SE2/SVB-SW	197477	131
TO-3-8451/Z	043596	84	TO-5-8281/Z	057836	88	T3-3-15683/V/SVB	045224	76
TO-3-8901/E	231938	23	TO-5-8369/E	060204	31	T3-3-8212/E	068956	29
TO-3-8901/EA/SVB	231932	27	TO-5-8369/EZ	024610	54	T3-3-8212/EZ	003080	52
TO-3-8901/EA/SVB-SW	231933	26	TO-5-8369/IVS	064951	102	T3-3-8212/I2	207183	135
TO-3-8901/EZ	231939	51	TO-5-SOND*/E	907769	166	T3-3-8212/I2	071329	81
TO-3-8901/I1	231941	121	TO-5-SOND*/EZ	907791	166	T3-3-8216/E	023870	30
TO-3-8901/I1/SVB	231934	132	TO-5-SOND*/IVS	907810	166	T3-3-8216/I2	207184	136
TO-3-8901/I1/SVB-SW	231935	129	TO-5-SOND*/Z	907843	166	T3-3-8222/E	052346	31
TO-3-8901/IVS	231940	100	TO-6-15866/E	055460	36	T3-3-8222/EZ	001069	54
TO-3-SOND*/E	907767	165	TO-6-15866/EZ	012747	60	T3-3-8222/I2	207185	136
TO-3-SOND*/EA/SVB	907778	165	TO-6-15866/IVS	036477	106	T3-3-8222/Z	057092	82
TO-3-SOND*/EA/SVB-SW	908045	165	TO-6-15866/Z	067326	85	T3-3-8228/E	002538	35
TO-3-SOND*/EZ	907789	165	TO-6-8271/E	015124	42	T3-3-8228/EZ	000695	60
TO-3-SOND*/I1	207486	165	TO-6-8271/EZ	017497	65	T3-3-8228/I2	207186	142
TO-3-SOND*/I1/SVB	207487	165	TO-6-8271/IVS	022243	110	T3-3-8228/Z	004911	85
TO-3-SOND*/I1/SVB-SW	207488	165	TO-6-8271/Z	024616	89	T3-3-8342/E	045225	18
TO-3-SOND*/IVS	907808	165	TO-6-8282/E	062582	41	T3-3-8342/EA/SVB	071326	25
TO-3-SOND*/V/SVB	907819	165	TO-6-8282/EZ	064955	64	T3-3-8342/EA/SVB-SW	073699	24
TO-3-SOND*/V/SVB-SW	908056	165	TO-6-8282/IVS	069701	109	T3-3-8342/I2	207187	116
TO-3-SOND*/Z	907841	165	TO-6-8282/Z	072074	88	T3-3-8342/I2/SVB	207208	126
TO-4-15602/E	029368	32	TO-6-8370/E	062577	31	T3-3-8342/I2/SVB-SW	207209	123
TO-4-15602/EZ	031741	55	TO-6-8370/EZ	029356	54	T3-3-8342/SE1	197456	117
TO-4-15602/I1	207134	139	TO-6-8370/IVS	067324	102	T3-3-8342/SE1/SVB-SW	197458	125
TO-4-15602/IVS	036487	103	TO-6-8370/Z	010380	82	T3-3-8342/SE2/SVB	197457	128
TO-4-15682/E	010405	23	TO-6-SOND*/E	907770	166	T3-3-8342/V/SVB	076072	74
TO-4-15682/EA/SVB	019892	27	TO-6-SOND*/EZ	907792	166	T3-3-8342/V/SVB-SW	078445	73
TO-4-15682/EA/SVB-SW	022265	26	TO-6-SOND*/IVS	907811	166	T3-3-8342/Z	052344	70
TO-4-15682/EZ	012778	51	TO-6-SOND*/Z	907844	166	T3-3-8401/E	030992	35
TO-4-15682/I1	207135	121	TO-7-SOND*/E	907771	166	T3-3-8401/EZ	000694	60
TO-4-15682/I1/SVB	207161	132	TO-7-SOND*/EZ	907793	166	T3-3-8401/I2	207188	142

Index - By part number

Part number	Article number	Page	Part number	Article number	Page	Part number	Article number	Page
T3-3-8401/Z	035739	85	T4-1-SOND*/V/SVB-SW	908093	167	T5-9-SOND*/EA/SVB-SW	907987	172
T3-3-8451/E	028641	34	T4-1-SOND*/Z	907915	167	T5-9-SOND*/V/SVB	908030	172
T3-3-8451/EZ	000956	59	T5-1-102/EA/SVB	098808	25	T5B-10-SOND*/E	907933	170
T3-3-8451/I2	207189	141	T5-1-102/EA/SVB-SW	098807	24	T5B-10-SOND*/Z	907977	170
T3-3-8451/Z	031014	84	T5-1-102/I5/SVB	207273	126	T5B-1-102/E	094471	18
T3-3-8901/E	231949	23	T5-1-8200/E-RT	097225	22	T5B-1-102/EA/SVB	094469	25
T3-3-8901/EA/SVB	231945	27	T5-1-SOND*/E	907978	171	T5B-1-102/EA/SVB-SW	094468	24
T3-3-8901/EZ	231950	51	T5-1-SOND*/EA/SVB	908031	171	T5B-1-102/E-RT	094470	22
T3-3-8901/I2	231951	121	T5-1-SOND*/EA/SVB-SW	908126	171	T5B-1-102/I4	207215	116
T3-3-8901/I2/SVB	218987	132	T5-1-SOND*/I4	207524	171	T5B-1-102/I4/SVB	207238	126
T3-3-8901/I2/SVB-SW	218988	129	T5-1-SOND*/I4/SVB	207525	171	T5B-1-102/I4/SVB-SW	207239	123
T3-3-8901/Z	231952	72	T5-1-SOND*/I4/SVB-SW	207526	171	T5B-1-102/V/SVB	094463	74
T3-4-15682/E	023869	23	T5-1-SOND*/V/SVB	908003	171	T5B-1-102/V/SVB-SW	094462	73
T3-4-15682/EA/SVB	054716	27	T5-1-SOND*/V/SVB-SW	908134	171	T5B-1-102/Z	094460	70
T3-4-15682/EA/SVB-SW	057089	26	T5-1-SOND*/Z	908021	171	T5B-1-8200/E	094281	18
T3-4-15682/I2	207190	121	T5-2-SOND*/E	907979	171	T5B-1-8200/EA/SVB	094279	25
T3-4-15682/I2/SVB	207210	132	T5-2-SOND*/EA/SVB	907988	171	T5B-1-8200/EA/SVB-SW	094278	24
T3-4-15682/I2/SVB-SW	207211	129	T5-2-SOND*/EA/SVB-SW	908127	171	T5B-1-8200/E-RT	094280	22
T3-4-15682/SE2	197472	122	T5-2-SOND*/I4	207527	171	T5B-1-8200/I4	207218	116
T3-4-15682/SE2/SVB-SW	197474	131	T5-2-SOND*/I4/SVB	207528	171	T5B-1-8200/I4/SVB	207240	126
T3-4-15682/SE2-SVB	197473	134	T5-2-SOND*/I4/SVB-SW	207529	171	T5B-1-8200/I4/SVB-SW	207241	123
T3-4-15682/V/SVB	059462	76	T5-2-SOND*/V/SVB	908004	171	T5B-1-8200/V/SVB	094273	74
T3-4-15682/V/SVB-SW	061835	75	T5-2-SOND*/V/SVB-SW	908135	171	T5B-1-8200/Z	094270	70
T3-4-15682/Z	030988	72	T5-2-SOND*/Z	908022	171	T5B-1-8210/E	094261	29
T3-4-74949GB/E	400001	35	T5-3-8212/E	096466	29	T5B-1-8210/I4	207432	135
T3-4-8213/E	076075	29	T5-3-8212/I5	207266	135	T5B-1-8210/Z	094258	81
T3-4-8213/EZ	030709	52	T5-3-8212/I2	096464	81	T5B-1-SOND*/E	907924	169
T3-4-8213/I2	207191	135	T5-3-8342/EA/SVB	096383	25	T5B-1-SOND*/EA/SVB	907934	169
T3-4-8213/Z	078448	81	T5-3-8342/EA/SVB-SW	096382	24	T5B-1-SOND*/EA/SVB-SW	908106	169
T3-4-8223/E	059465	31	T5-3-8342/I5/SVB	207279	126	T5B-1-SOND*/I4	207510	169
T3-4-8223/I2	207192	136	T5-3-8342/I5/SVB-SW	207280	123	T5B-1-SOND*/I4/SVB	207511	169
T3-4-8223/Z	061838	82	T5-3-8342/I5-SI	207447	144	T5B-1-SOND*/I4/SVB-SW	207512	169
T3-4-8294/E	002513	29	T5-3-8342/I5-SI-SW	207448	143	T5B-1-SOND*/V/SVB	907950	169
T3-4-8294/I2	207193	135	T5-3-8342/V/SVB	096381	74	T5B-1-SOND*/V/SVB-SW	908114	169
T3-4-8294/Z	004886	81	T5-3-8342/V/SVB-SW	096380	73	T5B-1-SOND*/Z	907968	169
T3-4-8344/E	020593	18	T5-3-8901/EA/SVB	207408	27	T5B-2-8211/E	093094	29
T3-4-8344/EA/SVB	008964	25	T5-3-8901/EA/SVB-SW	207409	26	T5B-2-8211/I4	207220	135
T3-4-8344/EA/SVB-SW	008965	24	T5-3-8901/I5/SVB	207277	132	T5B-2-8211/Z	093082	81
T3-4-8344/EZ	020595	49	T5-3-8901/I5/SVB-SW	207278	129	T5B-2-8221/E	093047	31
T3-4-8344/I2	207194	116	T5-3-SOND*/E	907980	171	T5B-2-8221/I4	207221	136
T3-4-8344/I2/SVB	207212	126	T5-3-SOND*/EA/SVB	907989	171	T5B-2-8221/Z	093044	82
T3-4-8344/I2/SVB-SW	207213	123	T5-3-SOND*/EA/SVB-SW	908128	171	T5B-2-8400/E	092918	35
T3-4-8344/SE2	197459	117	T5-3-SOND*/I4	207530	171	T5B-2-8400/I4	207222	142
T3-4-8344/SE2/SVB	197460	128	T5-3-SOND*/I4/SVB	207531	171	T5B-2-SOND*/E	907925	169
T3-4-8344/SE2/SVB-SW	197461	125	T5-3-SOND*/I4/SVB-SW	207532	171	T5B-2-SOND*/EA/SVB	907935	169
T3-4-8344/V/SVB	020598	74	T5-3-SOND*/V/SVB-SW	908136	171	T5B-2-SOND*/EA/SVB-SW	908107	169
T3-4-8344/V/SVB-SW	008967	73	T5-3-SOND*/Z	908023	171	T5B-2-SOND*/I4	207514	169
T3-4-8344/Z	020600	70	T5-4-15682/E	207412	23	T5B-2-SOND*/I4/SVB	207515	169
T3-4-8410/E	009657	38	T5-4-15682/EA/SVB	207413	27	T5B-2-SOND*/I4/SVB-SW	207516	169
T3-4-8410/EZ	000721	61	T5-4-15682/EA/SVB-SW	207414	26	T5B-2-SOND*/V/SVB	907951	169
T3-4-8410/I2	207195	147	T5-4-15682/I5	207269	121	T5B-2-SOND*/V/SVB-SW	908115	169
T3-4-8410/Z	012030	87	T5-4-15682/I5/SVB	207281	132	T5B-2-SOND*/Z	907969	169
T3-4-8440/E	035760	34	T5-4-15682/I5/SVB-SW	207282	129	T5B-3-8212/E	092386	29
T3-4-8440/EZ	000959	59	T5-4-15682/I5-SI	207285	144	T5B-3-8212/I4	207223	135
T3-4-8440/I2	207196	141	T5-4-15682/I5-SI-SW	207286	143	T5B-3-8212/Z	092383	81
T3-4-8440/Z	038133	84	T5-4-15682/V/SVB	207415	76	T5B-3-8222/E	092378	31
T3-4-8441/E	042879	34	T5-4-15682/V/SVB-SW	207416	75	T5B-3-8222/I4	207224	136
T3-4-8441/I2	207197	141	T5-4-15682/Z	207417	72	T5B-3-8222/Z	092375	82
T3-4-8441/Z	045252	84	T5-4-8213/E	096014	29	T5B-3-8223/I4	207231	136
T3-4-8902/E	215222	29	T5-4-8213/I5	207270	135	T5B-3-8228/E	092374	35
T3-4-8902/EZ	215223	52	T5-4-8213/Z	096012	81	T5B-3-8228/I4	207225	142
T3-4-8902/I2	215224	135	T5-4-8294/E	095986	29	T5B-3-8342/E	092310	18
T3-4-8902/Z	215225	81	T5-4-8294/I5	207433	135	T5B-3-8342/EA/SVB	092308	25
T3-5-15876/E	016776	36	T5-4-8294/Z	095984	81	T5B-3-8342/EA/SVB-SW	092307	24
T3-5-15876/EZ	000797	60	T5-4-8344/EA/SVB	095961	25	T5B-3-8342/I4	207226	116
T3-5-15876/I2	207537	142	T5-4-8344/EA/SVB-SW	095960	24	T5B-3-8342/I4/SVB	207242	126
T3-5-15876/Z	019149	85	T5-4-8344/I5/SVB	207283	126	T5B-3-8342/I4/SVB-SW	207243	123
T3-5-8369/E	066584	31	T5-4-8344/I5/SVB-SW	207284	123	T5B-3-8342/I4-SI	207250	144
T3-5-8369/I2	207536	136	T5-4-8344/V/SVB	095959	74	T5B-3-8342/I4-SI-SW	207251	143
T3-5-8369/Z	068957	82	T5-4-8344/V/SVB-SW	095958	73	T5B-3-8342/V/SVB	092300	74
T3-5-SOND*/E	907850	167, 168	T5-4-8902/E	207418	29	T5B-3-8342/V/SVB-SW	092299	73
T3-5-SOND*/EA/SVB	907861	167, 168	T5-4-8902/I5	207214	135	T5B-3-8342/Z	092297	70
T3-5-SOND*/EA/SVB-SW	908080	167, 168	T5-4-8902/Z	207419	81	T5B-3-8344/E	092064	18
T3-5-SOND*/EZ	907872	167, 168	T5-4-8903/I5-SI	207289	144	T5B-3-8344/I4	207233	116
T3-5-SOND*/I2	207492	167, 168	T5-4-8903/I5-SI-SW	207290	143	T5B-3-8401/E	092296	35
T3-5-SOND*/I2/SVB	207493	167, 168	T5-4-SOND*/E	907981	171	T5B-3-8401/I4	207227	142
T3-5-SOND*/I2/SVB-SW	207494	167, 168	T5-4-SOND*/EA/SVB	907990	171	T5B-3-8401/Z	092293	85
T3-5-SOND*/V/SVB	907891	167, 168	T5-4-SOND*/EA/SVB-SW	908129	171	T5B-3-8451/E	092288	34
T3-5-SOND*/V/SVB-SW	908091	167, 168	T5-4-SOND*/I4	207533	171	T5B-3-8451/I4	207228	141
T3-5-SOND*/Z	907913	167, 168	T5-4-SOND*/I4/SVB	207534	171	T5B-3-8901/EA/SVB	207420	27
T3-6-15866/E	054744	36	T5-4-SOND*/I4/SVB-SW	207535	171	T5B-3-8901/EA/SVB-SW	207421	26
T3-6-15866/Z	057117	85	T5-4-SOND*/V/SVB	908005	171	T5B-3-8901/I4/SVB	207244	132
T3-6-8370/E	073703	31	T5-4-SOND*/V/SVB-SW	908137	171	T5B-3-8901/I4/SVB-SW	207245	129
T3-6-8370/EZ	004506	54	T5-5-SOND*/E	907982	172	T5B-3-8901/V/SVB	207422	76
T3-6-SOND*/E	907855	168	T5-5-SOND*/EA/SVB	908991	172	T5B-3-8901/V/SVB-SW	207423	75
T3-6-SOND*/EA/SVB	907866	168	T5-5-SOND*/EA/SVB-SW	908130	172	T5B-3-SOND*/E	907926	169
T3-6-SOND*/EA/SVB-SW	908085	168	T5-5-SOND*/V/SVB	908007	172	T5B-3-SOND*/EA/SVB	907936	169
T3-6-SOND*/EZ	907877	168	T5-5-SOND*/V/SVB-SW	908138	172	T5B-3-SOND*/EA/SVB-SW	908108	169
T3-6-SOND*/V/SVB	907896	168	T5-5-SOND*/Z	908025	172	T5B-3-SOND*/I4	207518	169
T3-6-SOND*/V/SVB-SW	908096	168	T5-6-SOND*/E	907983	172	T5B-3-SOND*/I4/SVB	207519	169
T3-6-SOND*/Z	907918	168	T5-6-SOND*/EA/SVB	908992	172	T5B-3-SOND*/I4/SVB-SW	207520	169
T3-7-SOND*/E	907856	168	T5-6-SOND*/EA/SVB-SW	908131	172	T5B-3-SOND*/V/SVB	907952	169
T3-7-SOND*/EZ	907878	168	T5-6-SOND*/V/SVB	908008	172	T5B-3-SOND*/V/SVB-SW	908116	169
T3-7-SOND*/Z	907919	168	T5-6-SOND*/V/SVB-SW	908139	172	T5B-3-SOND*/Z	907970	169
T3-8-8372/E	080822	31	T5-6-SOND*/Z	908026	172	T5B-4-15682/E	207424	23
T3-8-8372/Z	083195	82	T5-7-SOND*/E	907984	172	T5B-4-15682/EA/SVB	207425	27
T3-8-SOND*/E	907857	168	T5-7-SOND*/EA/SVB	908993	172	T5B-4-15682/EA/SVB-SW	207426	26
T3-8-SOND*/EZ	907879	168	T5-7-SOND*/EA/SVB-SW	908132	172	T5B-4-15682/I4	207229	121
T3-8-SOND*/Z	907920	168	T5-7-SOND*/V/SVB	908009	172	T5B-4-15682/I4/SVB	207246	132
T3-9-SOND*/E	907858	168	T5-7-SOND*/V/SVB-SW	908140	172	T5B-4-15682/I4/SVB-SW	207247	129
T3-9-SOND*/EZ	907880	168	T5-7-SOND*/Z	908027	172	T5B-4-15682/I4-SI	207254	144
T3-9-SOND*/Z	907921	168	T5-8-SOND*/E	907985	172	T5B-4-15682/I4-SI-SW	207255	143
T4-1-SOND*/EA/SVB	907863	167	T5-8-SOND*/EA/SVB	908994	172	T5B-4-15682/V/SVB	207427	76
T4-1-SOND*/EA/SVB-SW	908082	167	T5-8-SOND*/EA/SVB-SW	908133	172	T5B-4-15682/V/SVB-SW	207428	75
T4-1-SOND*/EZ	907874	167	T5-8-SOND*/V/SVB	908010	172	T5B-4-15682/Z	207429	72
T4-1-SOND*/I2	207498	167	T5-8-SOND*/V/SVB-SW	908141	172	T5B-4-74949GB/E	400002	35
T4-1-SOND*/I2/SVB	207499	167	T5-8-SOND*/Z	908028	172	T5B-4-8213/E	092112	29
T4-1-SOND*/I2/SVB-SW	207500	167	T5-9-SOND*/E	907986	172	T5B-4-8213/I4	207230	135
T4-1-SOND*/V/SVB	907893	167	T5-9-SOND*/EA/SVB	908029	172	T5B-4-8213/Z	092109	81

Index - By part number

Part number	Article number	Page	Part number	Article number	Page	Part number	Article number	Page
TSB-4-8223/E	092108	31	TM-2-8231/E	044029	39	ZFS63-T0	047424	156
TSB-4-8223/Z	092105	82	TM-2-8231/EZ	000700	66	ZFS68-T0	065751	156
TSB-4-8294/E	092084	29	TM-2-8241/E	065386	40	ZFS77-P3	047422	156
TSB-4-8294/I4	207232	135	TM-2-8241/EZ	015256	63	ZFS77-T0	065752	156
TSB-4-8294/Z	092081	81	TM-2-8260/E	060640	40	ZFS80-P3	205565	156
TSB-4-8344/EA/SVB	092062	25	TM-2-8260/EZ	045483	63	ZFS80-T0	205548	156
TSB-4-8344/EA/SVB-SW	092061	24	TM-2-8292/E	074877	18	ZFSX-P3	027043	156
TSB-4-8344/I4/SVB	207248	126	TM-2-8292/EZ	015096	49	ZFSX-T0	024670	156
TSB-4-8344/I4/SVB-SW	207249	123	TM-2-8293/E	077250	18	ZVU-P3	024671	92
TSB-4-8344/V/SVB	092056	74	TM-2-8293/EZ	045486	49	ZVU-T0	022298	92
TSB-4-8344/V/SVB-SW	092055	73	TM-2-8550/E	020300	32			
TSB-4-8410/E	092052	38	TM-2-8550/EZ	000699	55			
TSB-4-8410/I4	207234	147	TM-2-SOND*/E	907763	173			
TSB-4-8410/Z	092049	87	TM-2-SOND*/EZ	907756	173			
TSB-4-8440/E	092032	34	TM-2-SOND*/IVS	225348	173			
TSB-4-8440/I4	207235	141	TM-2-SOND-ERSTBESTELLUNG/E	208263	173			
TSB-4-8440/Z	092029	84	TM-2-SOND-ERSTBESTELLUNG/EZ	208264	173			
TSB-4-8441/E	092028	34	TM-2-SOND-ERSTBESTELLUNG/IVS	225349	173			
TSB-4-8441/I4	207236	141	TM-3-15433/E	029791	33			
TSB-4-8441/Z	092025	84	TM-3-15433/EZ	045490	58			
TSB-4-8902/E	207430	29	TM-3-8212/E	010807	28			
TSB-4-8902/I4	207237	135	TM-3-8212/EZ	045491	53			
TSB-4-8902/Z	207431	81	TM-3-8222/E	086742	28			
TSB-4-8903/I4-SI	207258	144	TM-3-8222/EZ	045493	53			
TSB-4-8903/I4-SI-SW	207259	143	TM-3-8232/E	039298	39			
TSB-4-SOND*/E	907927	169	TM-3-8232/EZ	015592	66			
TSB-4-SOND*/EA/SVB	907937	169	TM-3-8233/E	052521	39			
TSB-4-SOND*/EA/SVB-SW	908109	169	TM-3-8233/EZ	015630	66			
TSB-4-SOND*/I4	207521	169	TM-3-8242/E	072505	40			
TSB-4-SOND*/I4/SVB	207522	169	TM-3-8242/EZ	015506	63			
TSB-4-SOND*/I4/SVB-SW	207523	169	TM-3-8243/E	079624	40			
TSB-4-SOND*/V/SVB	907953	169	TM-3-8243/EZ	015537	63			
TSB-4-SOND*/V/SVB-SW	908117	169	TM-3-8244/E	081997	40			
TSB-4-SOND*/Z	907971	169	TM-3-8244/EZ	045495	63			
TSB-5-15876/E	214785	36	TM-3-8256/E	079623	18			
TSB-5-15876/Z	214786	85	TM-3-8261/E	067759	40			
TSB-5-SOND*/E	907928	170	TM-3-8261/EZ	000698	63			
TSB-5-SOND*/EA/SVB	907938	170	TM-3-8280/E	063013	40			
TSB-5-SOND*/EA/SVB-SW	908110	170	TM-3-8280/EZ	045496	63			
TSB-5-SOND*/V/SVB	907954	170	TM-3-8299/E	020299	28			
TSB-5-SOND*/V/SVB-SW	908118	170	TM-3-8401/E	015554	35			
TSB-5-SOND*/Z	907972	170	TM-3-SOND*/E	907750	173			
TSB-6-SOND*/E	907929	170	TM-3-SOND*/EZ	907757	173			
TSB-6-SOND*/EA/SVB	907939	170	TM-3-SOND-ERSTBESTELLUNG/E	208265	173			
TSB-6-SOND*/EA/SVB-SW	908111	170	TM-3-SOND-ERSTBESTELLUNG/EZ	208266	173			
TSB-6-SOND*/V/SVB	907955	170	TM-4-8213/E	013180	28			
TSB-6-SOND*/V/SVB-SW	908119	170	TM-4-8213/EZ	045847	53			
TSB-6-SOND*/Z	907973	170	TM-4-8223/E	089115	28			
TSB-7-15866/E	214788	36	TM-4-8223/EZ	046119	53			
TSB-7-SOND*/E	907930	170	TM-4-8262/E	074878	40			
TSB-7-SOND*/EA/SVB	907940	170	TM-4-8262/EZ	046120	63			
TSB-7-SOND*/EA/SVB-SW	908112	170	TM-4-8552/E	025046	32			
TSB-7-SOND*/V/SVB	907956	170	TM-4-SOND*/E	907751	173			
TSB-7-SOND*/V/SVB-SW	908120	170	TM-4-SOND*/EZ	907758	173			
TSB-7-SOND*/Z	907974	170	TM-4-SOND-ERSTBESTELLUNG/E	208267	173			
TSB-8-SOND*/E	907931	170	TM-4-SOND-ERSTBESTELLUNG/EZ	208268	173			
TSB-8-SOND*/EA/SVB	907941	170	TM-5-8237/E	069150	39			
TSB-8-SOND*/EA/SVB-SW	908113	170	TM-5-8237/EZ	015661	66			
TSB-8-SOND*/V/SVB	907957	170	TM-5-8247/E	009741	40			
TSB-8-SOND*/V/SVB-SW	908121	170	TM-5-8247/EZ	015565	63			
TSB-8-SOND*/Z	907975	170	TM-5-8252/E	041671	39			
TSB-9-SOND*/E	907932	170	TM-5-8252/EZ	046123	66			
TSB-9-SOND*/Z	907976	170	TM-5-8270/E	041656	39			
T6-160-15682/V/SVB/H11	200619	76	TM-5-8270/EZ	046124	66			
T6-160-15682/V/SVB-SW/H11	200127	75	TM-5-8281/E	070132	40			
T6-160-6/45/SVB/H11	201448	132	TM-5-8281/EZ	046125	63			
T6-160-6/45/SVB-SW/H11	201447	129	TM-5-8369/E	091488	28			
T6-3-8212/E/H12	214781	29	TM-5-8369/EZ	046126	53			
T8-3-8212/E/H12	214782	29	TM-5-SOND*/E	907764	173			
T8-3-8342/I48/SVB/H11	201450	132	TM-5-SOND*/EZ	907759	173			
T8-3-8342/I48/SVB-SW/H11	201449	129	TM-5-SOND-ERSTBESTELLUNG/E	208269	173			
T8-3-8342/V/SVB/H11	200620	76	TM-5-SOND-ERSTBESTELLUNG/EZ	208270	173			
T8-3-8342/V/SVB-SW/H11	200128	75	TM-6-8253/E	046127	66			
TM-1-15431/E	025045	33	TM-6-8253/EZ	055894	39			
TM-1-15431/EZ	000691	58	TM-6-8271/E	046402	39			
TM-1-15431/IVS	225342	104	TM-6-8271/EZ	046128	66			
TM-1-8175/EZ	015690	50	TM-6-8282/E	077251	40			
TM-1-8178/E	098608	19	TM-6-8370/E	093861	28			
TM-1-8178/EZ	016786	50	TM-6-SOND*/E	907752	173			
TM-1-8210/E	096234	28	TM-6-SOND*/EZ	907760	173			
TM-1-8210/EZ	015137	53	TM-6-SOND-ERSTBESTELLUNG/E	208271	173			
TM-1-8214/E	032164	30	TM-6-SOND-ERSTBESTELLUNG/EZ	208272	173			
TM-1-8220/E	081996	28	TM-7-SOND*/E	907753	173			
TM-1-8220/EZ	000692	53	TM-7-SOND*/EZ	907761	173			
TM-1-8220F88/EZ	016925	58	TM-7-SOND-ERSTBESTELLUNG/E	208273	173			
TM-1-8240/E	058267	40	TM-7-SOND-ERSTBESTELLUNG/EZ	208274	173			
TM-1-8240/EZ	015226	63	TM-8-SOND*/E	907754	173			
TM-1-8290/E	070131	18	TM-8-SOND*/EZ	907762	173			
TM-1-8290/EZ	000693	49	TM-8-SOND-ERSTBESTELLUNG/E	208275	173			
TM-1-8291/E	072504	18	TM-8-SOND-ERSTBESTELLUNG/EZ	208276	173			
TM-1-8291/EZ	015073	49	UV-P3	048289	161			
TM-1-8310/EZ	045479	57	UV-T0	019925	161			
TM-1-8311/EZ	045487	57	V/EA/SVB/T5	045065	154			
TM-1-SOND*/E	907749	173	V/EA/SVB-SW/T5	045064	154			
TM-1-SOND*/EZ	907755	173	V/EA/SVB-SW-T0	065011	154			
TM-1-SOND*/IVS	225346	173	V/EA/SVB-T0	062638	154			
TM-1-SOND-ERSTBESTELLUNG/E	208261	173	V-M25	206911	151			
TM-1-SOND-ERSTBESTELLUNG/EZ	208262	173	VR-T0	089082	158			
TM-1-SOND-ERSTBESTELLUNG/IVS	225347	173	VR-T3	050987	158			
TM-2-15432/E	027418	33	ZAV(X1)+ZVV(X1)-T0/P3	254546	92			
TM-2-15432/EZ	016878	58	ZAV-P3	029417	92			
TM-2-8211/E	098607	28	ZAV-P5	280979	92			
TM-2-8211/EZ	015166	53	ZAV-T0	027044	92			
TM-2-8215/E	034537	30	ZFS(*)-P5	105225	156			
TM-2-8219/E	017926	28	ZFS60-P3	022297	156			
TM-2-8221/E	084369	28	ZFS60-T0	019924	156			
TM-2-8221/EZ	015197	53	ZFS61/62/P3	065739	156			
TM-2-8230/E	039283	39	ZFS61/62-T0	030170	156			
TM-2-8230/EZ	000701	66	ZFS63-P3	047423	156			



We make what matters work.*



At Eaton, we believe that power is a fundamental part of just about everything people do. That's why we're dedicated to helping our customers find new ways to manage electrical, hydraulic and mechanical power more efficiently, safely and sustainably. To improve people's lives, the communities where we live and work, and the planet our future generations depend upon. Because this is what really matters. And we're here to make sure it works.

To learn more go to: [Eaton.com/WhatMatters](https://www.eaton.com/WhatMatters)



We make what matters work.

Eaton is an intelligent power management company dedicated to improving the quality of life and protecting the environment for people everywhere. We are guided by our commitment to do business right, to operate sustainably and to help our customers manage power today and well into the future. By capitalizing on the global growth trends of electrification and digitalization, we're accelerating the planet's transition to renewable energy, helping to solve the world's most urgent power management challenges, and doing what's best for our stakeholders and all of society.

Founded in 1911, Eaton has been listed on the NYSE for nearly a century. We reported revenues of \$19.6 billion in 2021 and serve customers in more than 170 countries. For more information, visit www.eaton.com. Follow us on Twitter and LinkedIn.

Eaton Industries GmbH

Hein-Moeller-Str. 7-11
D-53115 Bonn/Germany

Eaton Electrical Products Limited

Unit 1, Hawker Business Park
Melton Road
Burton-on-the-Wolds
LE12 5TH

Changes to the products, to the information contained in this document, and to prices are reserved; so are errors and omissions. Only order confirmations and technical documentation by Eaton is binding. Photos and pictures also do not warrant a specific layout or functionality. Their use in whatever form is subject to prior approval by Eaton. The same applies to Trademarks (especially Eaton, Moeller, and Cutler-Hammer). The Terms and Conditions of Eaton apply, as referenced on Eaton Internet pages and Eaton order confirmations.

© 2022 Eaton
All Rights Reserved
PDF Only
Publication No. CA042001 EN
February 2024

Eaton is a registered trademark.

All other trademarks are property of their respective owners.

Follow us on social media to get the latest product and support information.

