

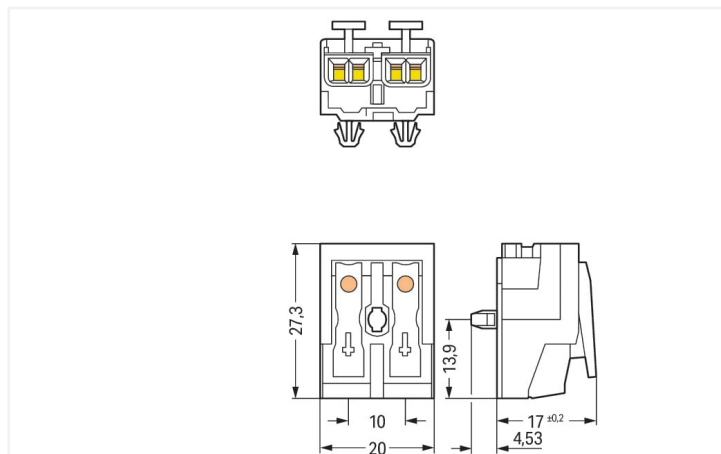
Data Sheet | Item Number: 294-5052

Lighting connector; push-button, external; without ground contact; 2-pole; Lighting side: for solid conductors; Inst. side: for all conductor types; max. 2.5 mm²; Surrounding air temperature: max 85°C (T85); 2,50 mm²; white

<https://www.wago.com/294-5052>



Color: white



Dimensions in mm

- External connection of solid, stranded and fine-stranded conductors
- Universal conductor termination (AWG, metric)
- Third contact located at the bottom of internal connection end
- Strain relief plate can be retrofitted

Electrical data

Ratings per	IEC/EN 60998-1		
Overvoltage category	III	III	II
Pollution degree	3	2	2
Nominal voltage	-	-	500 V
Rated surge voltage	-	-	4 kV
Rated current	-	-	24 A

Ratings per	IEC/EN 60998-2-2		
Overvoltage category	III	III	II
Pollution degree	3	2	2
Nominal voltage	-	-	500 V
Rated surge voltage	-	-	4 kV
Rated current	-	-	24 A

Connection data

Connection points	10
Total number of potentials	2
Number of connection types	4
PE function	without PE contact

Connection 1	
Connection type 1	External 1
Connection technology	Push-in CAGE CLAMP®
Number of connection points	2
Actuation type	Push-button
Connectable conductor materials	Copper
Solid conductor	0.5 ... 2.5 mm ² / 18 ... 12 AWG
Solid conductor; push-in termination	0.5 ... 2.5 mm ² / 18 ... 12 AWG
Stranded conductor	0.5 ... 2.5 mm ² / 18 ... 14 AWG
Fine-stranded conductor	0.5 ... 2.5 mm ² / 18 ... 14 AWG
Fine-stranded conductor; with insulated ferrule	0.5 ... 1.5 mm ² / 18 ... 16 AWG
Fine-stranded conductor; with uninsulated ferrule	0.5 ... 1.5 mm ² / 18 ... 16 AWG
Fine-stranded conductor; with ferrule; push-in termination	0.5 mm ² / 18 AWG
Strip length	8 ... 9 mm / 0.31 ... 0.35 inches
Pole number	2
Wiring direction	Side-entry wiring

Connection 2

Connection type 2	Internal 2
Connection technology 2	PUSH WIRE®
Number of connection points 2	1
Actuation type 2	Push-in
Solid conductor 2	0.5 ... 2.5 mm ² / 18 ... 14 AWG
Fine-stranded conductor; with insulated ferrule 2	0.5 ... 1 mm ² / 18 ... 16 AWG
Fine-stranded conductor; with uninsulated ferrule 2	0.5 ... 1.5 mm ² / 18 ... 14 AWG
Strip length 2	8 ... 9 mm / 0.31 ... 0.35 inches

Connection 3

Connection type 3	Internal 3
Connection technology 3	PUSH WIRE®
Number of connection points 3	1
Actuation type 3	Push-in
Solid conductor 3	0.5 ... 1.5 mm ² / 18 ... 16 AWG
Fine-stranded conductor; with insulated ferrule 3	0.5 ... 0.75 mm ² / 18 AWG
Fine-stranded conductor; with uninsulated ferrule 3	0.5 ... 1 mm ² / 18 AWG
Strip length 3	8 ... 9 mm / 0.31 ... 0.35 inches

Connection 4

Connection type 4	Internal 4
Connection technology 4	PUSH WIRE®
Number of connection points 4	1
Actuation type 4	Push-in
Solid conductor 4	0.5 ... 0.75 mm ² / 18 AWG
Strip length 4	8 ... 9 mm / 0.31 ... 0.35 inches

Physical data

Pin spacing	10 mm / 0.394 inches
Width	20 mm / 0.787 inches
Height	21.53 mm / 0.848 inches
Height from the surface	17 mm / 0.669 inches
Depth	27.3 mm / 1.075 inches

Mechanical data

Marking	1-N
Mounting type	Snap-in foot

Material data

Note (material data)	Information on material specifications can be found here
Color	white
Material group	IIIa
Insulation material	Polycarbonate (PC)
Flammability class per UL94	V0
Clamping spring material	Chrome-nickel spring steel (CrNi)
Contact material	Electrolytic copper (E _{Cu})
Contact plating	Tin
Fire load	0.123 MJ
Halogen-free	Yes
Weight	6.4 g

Environmental requirements

Temperature stability	120 °C
T marking	T85

Commercial data

Product Group	8 (Misc. Chassis Mount Blocks)
eCl@ss 10.0	27-14-11-06
eCl@ss 9.0	27-14-11-06
ETIM 8.0	EC001284
ETIM 7.0	EC001284
PU (SPU)	1000 pcs
Packaging type	Foil
Country of origin	CH
GTIN	4050821098287
Customs tariff number	85369010000

Environmental Product Compliance

CAS-No.	131651-65-5 144317-44-2 220133-51-7 220689-12-3 25628-08-4 29420-49-3 375-73-5 503155-89-3 507453-86-3 68259-10-9
REACH Candidate List Substance	Perfluorobutane sulfonic acid (PFBS) and its salts
RoHS Compliance Status	Compliant,With Exemption
RoHS Exemption	6(c) 7(a) 7(c)-I 7(c)-II
SCIP notification number (Austria)	49679648-fb5d-416d-af05-ee3398c80fbc
SCIP notification number (Belgium)	ac33c5c7-f7be-417f-b3f2-ca3dd0c0ef05
SCIP notification number (Bulgaria)	bc8cb15b-e234-471c-9f12-b4a46c2f2a2e
SCIP notification number (Czech Republic)	a5499fe4-749c-4061-b804-e5c29e258cf5
SCIP notification number (Denmark)	2e23db88-6daa-4281-8301-deae084ecc76
SCIP notification number (Finland)	73dd0926-fe57-48bd-9e50-cbf09344e001
SCIP notification number (France)	c3813186-8bfb-455c-8e1c-2de6c3510c03
SCIP notification number (Germany)	fa9cea4b-0e02-4935-8df9-ba49e959fc4c
SCIP notification number (Hungary)	abf7b274-a21c-4fc9-8b07-f60abb830f85
SCIP notification number (Italy)	62ed0df0-3fea-493c-ab29-7a4e55ae708f
SCIP notification number (Netherlands)	c123c7a3-b37c-401b-bca1-863eb2671bdb
SCIP notification number (Poland)	fdb9ca02-cc04-4794-8cbb-b3ba84963fbc
SCIP notification number (Romania)	cad187a9-5695-40ad-9cb4-04be57d1fa93
SCIP notification number (Sweden)	6e1f6905-d2e9-4a18-9739-3820c0d3a696

Approvals / Certificates

General approvals



Approval	Standard	Certificate Name
ENEC 05 DEKRA Certification B.V.	EN 60998	2128791.01

Declarations of conformity and manufacturer's declarations

Approval	Standard	Certificate Name
EU-Declaration of Confor- mity WAGO GmbH & Co. KG	-	-
UK-Declaration of Confor- mity WAGO GmbH & Co. KG	-	-

Downloads

Environmental Product Compliance

Compliance Search

Environmental Product Compliance 294-5052	↓
---	-------------------

Documentation

Additional Information

Technical Section	pdf 2240.62 KB	↓
-------------------	-------------------	-------------------

Bid Text

294-5052	19.02.2019	xml 5.57 KB	↓
294-5052	13.06.2017	doc 27.00 KB	↓

CAD/CAE-Data

CAD data

2D/3D Models 294-5052	↓
--------------------------	-------------------

CAE data

WSCAD Universe 294-5052	↓
ZUKEN Portal 294-5052	↓

1 Compatible Products

1.1 Optional Accessories

1.1.1 Strain relief

1.1.1.1 Strain relief



Item No.: 294-370
Strain relief; for 294 Series; with snap-in mounting feet; white

Item No.: 294-375
Strain relief; for 294 Series; without snap-in mounting feet; white

1.1.1.2 Strain relief plate



Item No.: 294-364

Strain relief plate; for 294 Series; for multi-core cables; 3- to 5-pole; with secured clamp; white

Item No.: 294-384

Strain relief plate; for 294 Series; for single strands; 3- to 5-pole; with secured clamp; white

1.1.2 Tool

1.1.2.2 Operating tool

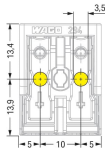


Item No.: 206-294

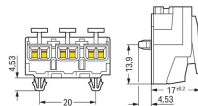
Disconnection tool; green

Installation Notes

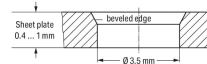
Installation



2-pole – without ground contact

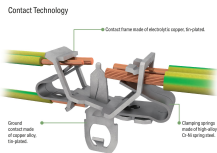


Snap-in foot



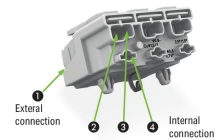
Drilled hole for snap-in mounting foot

Conductor termination



EUROPE
1x 0.5 ... 2.5 mm ² "s"
1x 0.5 ... 1.5 mm ² "s"
1x 0.5 ... 0.75 mm ² "s"
AMERICA
1x AWG 18 ... 14 "s"
1x AWG 18 ... 16 "s"
1x AWG 18 "s"
JAPAN
1x 0.8 ... 1.6 mm diam. "s"
1x 0.8 ... 1 mm diam. "s"
1x 0.8 mm diam. "s"

EUROPE
2x 0.5 ... 2.5 mm ² "s, str, f-str"
AMERICA
2x AWG 18 ... 12 "s"
2x AWG 18 ... 14 "s, f-str"
JAPAN
2x 0.8 ... 2 mm diam. "s"
2x 0.5 ... 2 mm ² "str, f-str"


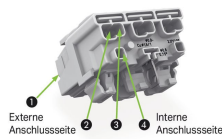


Internal connection:
PUSH WIRE® for internal wiring with solid conductors

External connection:
Push-in CAGE CLAMP® for field-wiring with all conductor types



Terminating five conductors per pole – solid and fine-stranded.



Subject to changes. Please also observe the further product documentation!

Current addresses can be found at: www.wago.com