








CL.1 Wall valve clockwise closing 3/4" - Chrome

CL.1

36 618 705 Product version up to 10/14/2020



- with WAVES structure
- rosette 60 x 60 mm
- without marking
- head part with cut-to-length spindle and sleeve
- WRAS

	Chrome	36 618 705-00
	Brushed Platinum	36 618 705-06
	Dark Chrome	36 618 705-19
	Brushed Light Gold (PVD)	36 618 705-27
	Brushed Champagne (22kt Gold)	36 618 705-46
	Champagne (22kt Gold)	36 618 705-47
	Brushed Dark Platinum	36 618 705-99

Required miscellaneous



- Wall valve 3/4" -** 35 608 970 90
- min. recess depth 105 mm
 - max. recess depth 150 mm

36 618 705 Product version up to 10/14/2020

mm [inches]

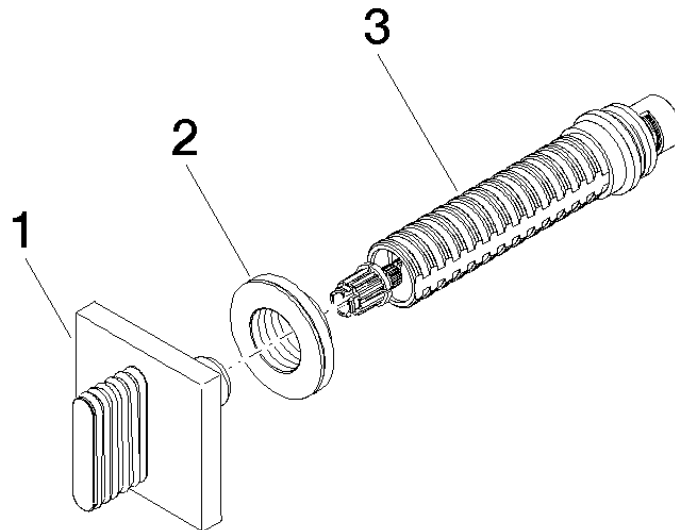


Codes & Standards

ASME A112.18.1	cUPC	Scottish Water Byelaws	UK Water Supply Regulations
----------------	------	---------------------------	--------------------------------

Certificates and sustainability

WRAS_2010	IAPMO_4976 (EPD-DOR-20230287 -IBA1-EN Environmental.prod uct-declarat
-----------	--------------	--



Spare parts list

No.	Item Number	Name	Quantity used	Delivery time
1	90 20 70 055 01-00	Handle for concealed wall mounting Neutral oval wave 60 x 60 x 40 mm - Chrome	1.00	20
2	09 21 02 108 90	Sleeve Ø 43,1 x 13 mm -	1.00	-
Spare part can no longer be ordered, please order the replacement item				
	9021021080090	Wall disc complete -		
3	90 90 03 127 00 90	Head part clockwise closing 3/4" -	1.00	14