

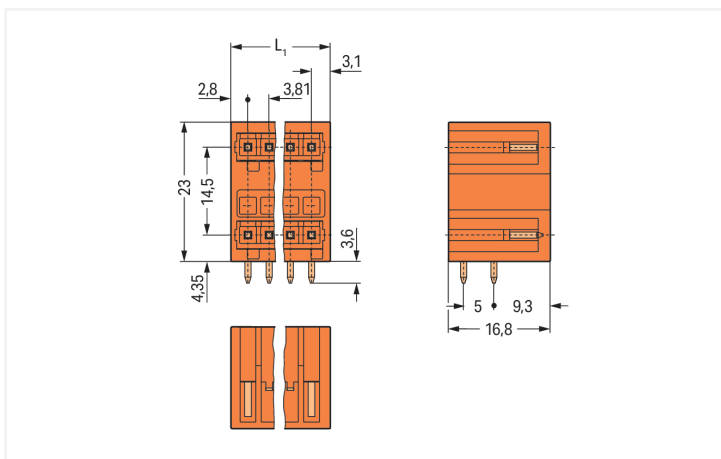
Data Sheet | Item Number: 734-439

THT double-deck male header; 1.0 x 1.0 mm solder pin; angled; 100% protected against mismatching; Pin spacing 3.81 mm; 18-pole; orange

<https://www.wago.com/734-439>



Color: ■ orange



Dimensions in mm

$L1 = (\text{pole no.} / 2 - 1) \times \text{pin spacing} + 5.9 \text{ mm}$

Male connector, 734 Series, orange

Enjoy fault-free electrical installations with this male connector (item number 734-439). The dimensions are (36.38 x 26.6 x 16.8) mm (width x height x depth).

Tin is used for coating the contact surfaces. The pcb connector is designed for THT soldering.

Notes

Safety Information

The MCS – MULTI CONNECTION SYSTEM includes connectors without breaking capacity in accordance with DIN EN 61984. When used as intended, these connectors must not be connected/disconnected when live or under load. When used as intended, these connectors must not be connected/disconnected when live or under load. The circuit design should ensure header pins, which can be touched, are not live when unmated.

Variants:

Other pole numbers

Gold-plated or partially gold-plated contact surfaces

Other versions (or variants) can be requested from WAGO Sales or configured at <https://configurator.wago.com/>.

Electrical data

| Ratings per | | IEC/EN 60664-1 | | | Approvals per | | UL 1059 | | |
|---------------------------------|--|----------------|--------|--------|---------------|-------|---------|-------|--|
| Overvoltage category | | III | III | II | Use group | B | C | D | |
| Pollution degree | | 3 | 2 | 2 | Rated voltage | 300 V | - | 300 V | |
| Nominal voltage | | 160 V | 160 V | 320 V | Rated current | 10 A | - | 10 A | |
| Rated impulse withstand voltage | | 2.5 kV | 2.5 kV | 2.5 kV | | | | | |
| Rated current | | 10 A | 10 A | 10 A | | | | | |

| Approvals per | | CSA | | |
|---------------|--|-------|---|-------|
| Use group | | B | C | D |
| Rated voltage | | 300 V | - | 300 V |
| Rated current | | 10 A | - | 10 A |

Connection Data

| | | Connection 1 | |
|----------------------------|----|--------------|----|
| Total number of potentials | 18 | Pole number | 18 |
| Number of connection types | 1 | | |
| Number of levels | 2 | | |

Physical data

| | |
|--------------------------------------|-------------------------|
| Pin spacing | 3.81 mm / 0.15 inches |
| Width | 36.38 mm / 1.432 inches |
| Height | 26.6 mm / 1.047 inches |
| Height from the surface | 23 mm / 0.906 inches |
| Depth | 16.8 mm / 0.661 inches |
| Solder pin length | 3.6 mm |
| Solder pin dimensions | 1 x 1 mm |
| Drilled hole diameter with tolerance | 1.4 (+0.1) mm |

Mechanical data

| | |
|--------------------------|-----|
| Variable coding | Yes |
| Anti-rotation protection | Yes |

Plug-in connection

| | |
|------------------------------------|---------------------|
| Contact type (pluggable connector) | Male connector/plug |
| Connector (connection type) | for PCB |
| Mismating protection | Yes |
| Mating direction to the PCB | 0° |

PCB contact

| | |
|-------------------------------------|--|
| PCB contact | THT |
| Solder pin arrangement | over the entire male connector (in-line) |
| Number of solder pins per potential | 1 |

Material data

| | |
|------------------------------------|--|
| Note (material data) | Information on material specifications can be found here |
| Color | orange |
| Material group | I |
| Insulation material (main housing) | Polyamide (PA66) |
| Flammability class per UL94 | V0 |
| Contact material | Electrolytic copper (E _{Cu}) |
| Contact Plating | Tin |
| Fire load | 0.196 MJ |
| Weight | 10.7 g |

Environmental requirements

| | |
|-------------------------|-----------------|
| Limit temperature range | -60 ... +100 °C |
| Processing temperature | -35 ... +60 °C |

Commercial data

| | |
|-----------------------|------------------------|
| Product Group | 3 (Multi Conn. System) |
| PU (SPU) | 50 pcs |
| Packaging type | Box |
| Country of origin | DE |
| GTIN | 4044918873314 |
| Customs tariff number | 85366930000 |

Product Classification

| | |
|-------------|----------------------|
| UNSPSC | 39121409 |
| eCl@ss 10.0 | 27-44-04-02 |
| eCl@ss 9.0 | 27-44-04-02 |
| ETIM 9.0 | EC002637 |
| ETIM 10.0 | EC002637 |
| ECCN | NO US CLASSIFICATION |

Environmental Product Compliance

RoHS Compliance Status Compliant, No Exemption

Approvals / Certificates

| General approvals | | | Approvals for marine applications | | |
|---------------------------------------|----------|------------------|-----------------------------------|-----------|-------------------|
| | | | | | |
| Approval | Standard | Certificate Name | Approval | Standard | Certificate Name |
| CB DEKRA Certification B.V. | EN 61984 | NL-54190 | DNV DNV GL SE | - | TAE000016Z |
| CSA DEKRA Certification B.V. | C22.2 | 1465035 | LR Lloyds Register | IEC 61984 | 96/20035 (E5) |
| KEMA/KEUR DEKRA Certification B.V. | EN 61984 | 71-105522 | PRS Polski Rejestr Statków | - | TE/1095/880590/23 |
| UL Underwriters Laboratories Inc. | UL 1977 | E 45171 | | | |

Downloads

Environmental Product Compliance

| Compliance Search | |
|--|-------------------|
| Environmental Product Compliance 734-439 | ↓ |

Documentation

Additional Information

| | | | |
|-------------------|------------|-------------------|-------------------|
| Technical Section | 03.04.2019 | pdf 2027.26 KB | ↓ |
|-------------------|------------|-------------------|-------------------|

CAD/CAE-Data

| CAD data | CAE data |
|--|---|
| 2D/3D Models 734-439 ↓ | EPLAN Data Portal 734-439 ↓ |
| | ZUKEN Portal 734-439 ↓ |

PCB Design

| |
|--|
| Symbol and Footprint via SamacSys 734-439 ↓ |
| Symbol and Footprint via Ultra Librarian 734-439 ↓ |

1 Compatible Products

1.1 System counterpart

1.1.1 Female connector/socket



Item No.: 734-209

1-conductor female connector; CAGE CLAMP®; 1.5 mm²; Pin spacing 3.81 mm; 9-pole; 100% protected against mismatching; orange

1.2 Optional Accessories

1.2.1 Coding

1.2.1.1 Coding

Item No.: 734-400

Coding key; to be snapped above bottom level; light gray

Item No.: 734-159


Coding key; to be snapped above top level; black

Item No.: 734-130


Coding key; to be snapped above top level; white

Installation Notes

Coding



Coding a THT double-deck male header – lower level.



Coding a THT double-deck male header.