

Data Sheet | Item Number: 294-4044

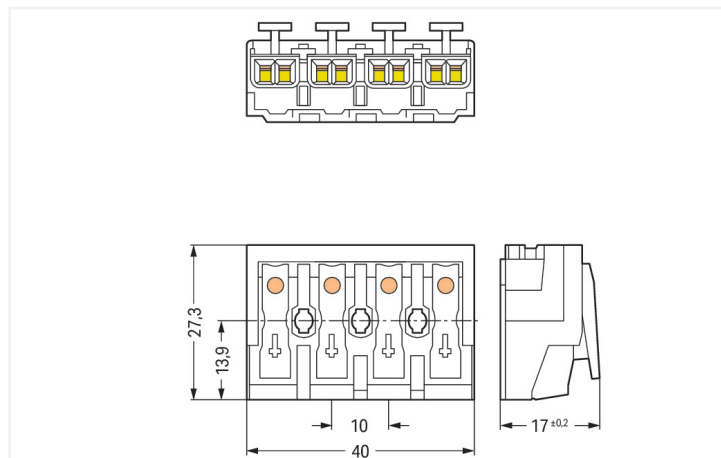
Lighting connector; push-button, external; without ground contact; 4-pole; Lighting side: for solid conductors; Inst. side: for all conductor types; max. 2.5 mm²; Surrounding air temperature: max 85°C (T85); white



<https://www.wago.com/294-4044>



Color: ■ white



Dimensions in mm

Field-wiring terminal block, 294 Series, white

This field-wiring terminal block (item number 294-4044) streamlines wire connections, making them both quick and easy. Conductors can only be connected to this field-wiring terminal block if their strip length is between 8 and 9 mm. Featuring four conductor terminals along with Push-in CAGE CLAMP® as well as PUSH WIRE®, this connector outperforms the competition. Push-in CAGE CLAMP® connection technology is ideal for connecting all conductor types. Both solid and fine-stranded conductors with ferrules can be pushed in without the need for tools—all thanks to its pluggable design. Our PUSH WIRE® connection is the quick and easy method for connecting solid conductors. Dimensions: (40 x 17 x 27.3) mm (width x height x depth). Depending on the conductor type, this field-wiring terminal block is designed for conductor cross sections ranging from 0.5 mm² to 2.5 mm² on one side and for conductor cross sections from 0.5 mm² to 2.5 mm² on the other side as well as conductor cross sections from 0.5 mm² to 1.5 mm² and from 0.5 mm² to 0.75 mm².

Tin is used for coating the contact surfaces.

Electrical data

Ratings per	IEC/EN 60998-1		
Overvoltage category	III	III	II
Pollution degree	3	2	2
Nominal voltage	-	-	500 V
Rated impulse withstand voltage	-	-	4 kV
Rated current	-	-	24 A

Ratings per IEC/EN – Notes	
Ratings (note)	Connection points

Ratings per	IEC/EN 60998-2-2		
Overvoltage category	III	III	II
Pollution degree	3	2	2
Nominal voltage	-	-	500 V
Rated impulse withstand voltage	-	-	4 kV
Rated current	-	-	24 A

General information	
Wiring direction	Side-entry wiring

Connection Data

Clamping units	20
Total number of potentials	4
Number of connection types	4
PE function	without PE contact

Connection 1

Connection type	External 1
Connection technology	Push-in CAGE CLAMP®
Number of connection points	2
Actuation type	Push-button
Connectable conductor materials	Copper
Solid conductor	0.5 ... 2.5 mm ² / 18 ... 12 AWG
Solid conductor; push-in termination	0.5 ... 2.5 mm ² / 18 ... 12 AWG
Stranded conductor	0.5 ... 2.5 mm ² / 18 ... 14 AWG
Fine-stranded conductor	0.5 ... 2.5 mm ² / 18 ... 14 AWG
Fine-stranded conductor; with insulated ferrule	0.5 ... 1.5 mm ² / 18 ... 16 AWG
Fine-stranded conductor; with uninsulated ferrule	0.5 ... 1.5 mm ² / 18 ... 16 AWG
Fine-stranded conductor; with ferrule; push-in termination	0.5 mm ² / 18 AWG
Strip length	8 ... 9 mm / 0.31 ... 0.35 inches
Pole number	4
Wiring direction	Side-entry wiring

Connection 2

Connection type	Internal 2
Connection technology	PUSH WIRE®
Number of connection points	1
Actuation type	Push-in
Solid conductor	0.5 ... 2.5 mm ² / 18 ... 14 AWG
Fine-stranded conductor; with insulated ferrule	0.5 ... 1 mm ² / 18 ... 16 AWG
Fine-stranded conductor; with uninsulated ferrule	0.5 ... 1.5 mm ² / 18 ... 14 AWG
Strip length	8 ... 9 mm / 0.31 ... 0.35 inches

Connection 3

Connection type	Internal 3
Connection technology	PUSH WIRE®
Number of connection points	1
Actuation type	Push-in
Solid conductor	0.5 ... 1.5 mm ² / 18 ... 16 AWG
Fine-stranded conductor; with insulated ferrule	0.5 ... 0.75 mm ² / 18 AWG
Fine-stranded conductor; with uninsulated ferrule	0.5 ... 1 mm ² / 18 AWG
Strip length	8 ... 9 mm / 0.31 ... 0.35 inches

Connection 4

Connection type	Internal 4
Connection technology	PUSH WIRE®
Number of connection points	1
Actuation type	Push-in
Solid conductor	0.5 ... 0.75 mm ² / 18 AWG
Strip length	8 ... 9 mm / 0.31 ... 0.35 inches

Physical data

Pin spacing	10 mm / 0.394 inches
Width	40 mm / 1.575 inches
Height	17 mm / 0.669 inches
Depth	27.3 mm / 1.075 inches

Mechanical data

Marking	4-3-2-1
Mounting type	without snap-in mounting feet

Material data

Note (material data)	Information on material specifications can be found here
Color	white
Material group	Illa
Insulation material (main housing)	Polycarbonate (PC)
Flammability class per UL94	V0
Clamping spring material	Chrome-nickel spring steel (CrNi)
Contact material	Electrolytic copper (E _{Cu})
Contact Plating	Tin
Fire load	0.24 MJ
Halogen-free	Yes
Weight	12.2 g

Environmental requirements

Temperature stability	120 °C
T marking	T85

Commercial data

Product Group	8 (Misc. Chassis Mount Blocks)
PU (SPU)	500 pcs
Packaging type	Foil
Country of origin	CH
GTIN	4050821097778
Customs tariff number	85369010000

Product Classification

UNSPSC	39121409
eCl@ss 10.0	27-14-11-06
eCl@ss 9.0	27-14-11-06
ETIM 9.0	EC001284
ETIM 10.0	EC001284
ECCN	NO US CLASSIFICATION

Environmental Product Compliance

REACH Candidate List Substance	Perfluorobutane sulfonic acid (PFBS) and its salts
RoHS Compliance Status	Compliant, No Exemption
SCIP notification number (Austria)	0ef5c186-7c3d-41ca-98e6-ceeda80d238c3
SCIP notification number (Belgium)	c9e5533b-1f84-4d55-9cff-33290b9ffc54
SCIP notification number (Bulgaria)	a9c43acb-49c0-4e5b-8204-d71e0179eade
SCIP notification number (Czech Republic)	6f9aa3b3-2d3b-420b-bf3b-e4754f76a572
SCIP notification number (Denmark)	007d1d4e-6be5-4b49-bde7-96f0231023c1
SCIP notification number (Finland)	bec1386c-7ca6-417c-b2e3-60b1c8239486
SCIP notification number (France)	c843248b-f62e-4b46-8cf8-5d0323d7991b
SCIP notification number (Germany)	e43a7b90-923d-4e78-9b3b-16574d20ec72
SCIP notification number (Hungary)	6b1151f0-e5ed-4e6f-9bc6-a3f01b302598
SCIP notification number (Italy)	cef194a6-d435-4fe1-920a-22f971875d9d
SCIP notification number (Netherlands)	12336601-0dbc-4e68-8f17-580f04ccb0e7
SCIP notification number (Poland)	121489cc-5d7c-48c3-a1e2-4a0b75e67f77

Environmental Product Compliance

SCIP notification number (Romania)	34013632-97b7-47ef-ae6c-036bd7cbcc01
SCIP notification number (Sweden)	66aa35b2-d2ee-4ce6-ab2f-f5883b068e44

Approvals / Certificates

General approvals **Declarations of conformity and manufacturer's declarations**



Approval	Standard	Certificate Name
ENEC 05 DEKRA Certification B.V.	EN 60998	2128791.01

Approval	Standard	Certificate Name
EU-Declaration of Conformity WAGO GmbH & Co. KG	-	-
UK-Declaration of Conformity WAGO GmbH & Co. KG	-	-

Downloads

Environmental Product Compliance

Compliance Search

Environmental Product Compliance 294-4044	↓
---	---

Documentation

Bid Text

294-4044	13.06.2017	doc 27.50 KB	↓
294-4044	19.02.2019	xml 5.58 KB	↓

CAD/CAE-Data

CAD data

2D/3D Models 294-4044	↓
--------------------------	---

CAE data

WSCAD Universe 294-4044	↓
ZUKEN Portal 294-4044	↓

1 Compatible Products

1.1 Optional Accessories

1.1.1 Strain relief

1.1.1.1 Strain relief



Item No.: 294-370

Strain relief; for 294 Series; with snap-in mounting feet; white

Item No.: 294-375

Strain relief; for 294 Series; without snap-in mounting feet; white

1.1.1.2 Strain relief plate



Item No.: 294-364

Strain relief plate; for 294 Series; for multi-core cables; 3- to 5-pole; with secured clamp; white

Item No.: 294-384

Strain relief plate; for 294 Series; for single strands; 3- to 5-pole; with secured clamp; white

1.2 Tool

1.1.2.2 Operating tool

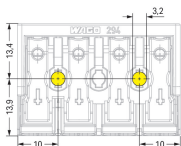


Item No.: 206-294

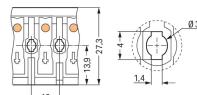
Disconnection tool; green

Installation Notes

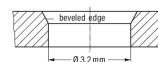
Installation



4-pole – without ground contact

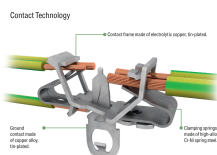


Mounting hole for screw
Notice: The maximum thread diameter for self-tapping screws is 3 mm.



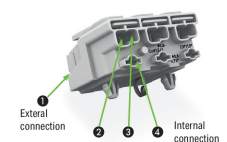
Hole for screw mount
Notice: The maximum thread diameter for self-tapping screws is 3 mm.

Conductor termination



EUROPE
1 x 0.5 ... 2.5 mm ² "s"
1 x 0.5 ... 1.5 mm ² "s"
1 x 0.5 ... 0.75 mm ² "s"
AMERICA
1 x AWG 18 ... 14 "s"
1 x AWG 18 ... 16 "s"
1 x AWG 18 "s"
JAPAN
1 x 0.8 ... 1.6 mm diam. "s"
1 x 0.8 ... 1 mm diam. "s"
1 x 0.8 mm diam. "s"

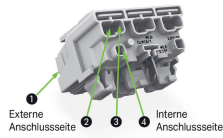
EUROPE
2 x 0.5 ... 2.5 mm ² "s, str, f-str"
AMERICA
2 x AWG 18 ... 12 "s"
2 x AWG 18 ... 14 "s, f-str"
JAPAN
2 x 0.8 ... 2 mm diam. "s"
2 x 0.5 ... 2 mm ² "str, f-str"



Internal connection:
PUSH WIRE® for internal wiring with solid conductors

External connection:
Push-in CAGE CLAMP® for field-wiring with all conductor types

Conductor termination



Terminating five conductors per pole – solid and fine-stranded.

