

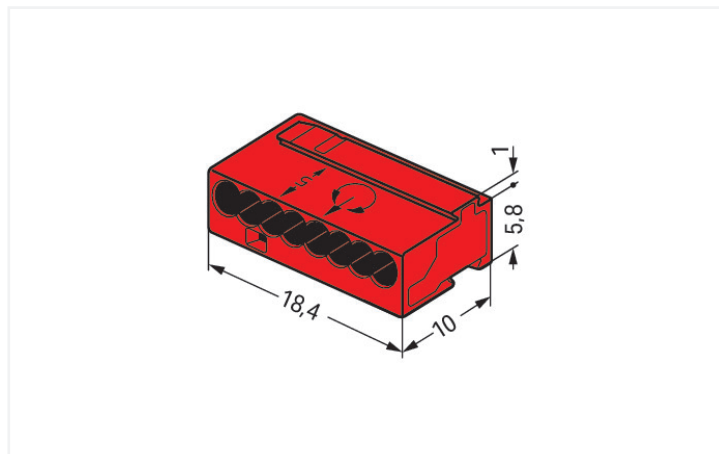
Data Sheet | Item Number: 243-808

MICRO PUSH WIRE® connector for junction boxes; for solid conductors; max. 0.8 mm Ø; 8-conductor; light gray cover; Surrounding air temperature: max 60°C; red

<https://www.wago.com/243-808>



Color: ■ red



Dimensions in mm

Electrical data

Ratings per	EN 60664		
Overvoltage category	III	III	II
Pollution degree	3	2	2
Nominal voltage	-	-	100 V
Rated surge voltage	-	-	1.5 kV
Rated current	-	-	6 A

Connection data

Connection points	8
Total number of potentials	1
Number of connection types	1
Number of levels	1

Connection 1

Connection technology	PUSH WIRE®
Actuation type	Push-in
Connectable conductor materials	Copper
Solid conductor	22 ... 20 AWG
Conductor diameter	0.6 ... 0.8 mm / 22 ... 20 AWG
Conductor diameter (note)	When using conductors of the same diameter, 0.5 mm (24 AWG) or 1 mm (18 AWG) diameters are also possible.
Strip length	5 ... 6 mm / 0.2 ... 0.24 inches
Wiring direction	Side-entry wiring

Physical data

Width	18.4 mm / 0.724 inches
Height	6.8 mm / 0.268 inches
Depth	10 mm / 0.394 inches

Material data

Note (material data)	Information on material specifications can be found here
Color	red
Cover color	light gray
Fire load	0.019 MJ
Weight	1.4 g

Environmental requirements

Ambient temperature (operation)	+60 °C
Continuous operating temperature	105 °C

Commercial data

eCl@ss 10.0	27-14-11-04
eCl@ss 9.0	27-14-11-04
ETIM 8.0	EC000446
ETIM 7.0	EC000446
PU (SPU)	500 (50) pcs
Packaging type	Box
Country of origin	DE
GTIN	4044918502795
Customs tariff number	85369010000

Environmental Product Compliance

RoHS Compliance Status	Compliant, No Exemption
------------------------	-------------------------

Approvals / Certificates

General approvals



Approval	Standard	Certificate Name
CCA DEKRA Certification B.V.	EN 60998	NTR NL 7812
CSA DEKRA Certification B.V.	C22.2	70048857
KEMA/KEUR DEKRA Certification B.V.	EN 60998	71-112493
UR Underwriters Laboratories Inc.	UL 1059	E45172

Declarations of conformity and manufacturer's declarations

Approval	Standard	Certificate Name
EU-Declaration of Conformity WAGO GmbH & Co. KG	-	-
UK-Declaration of Conformity WAGO GmbH & Co. KG	-	-

Approvals for marine applications



Approval	Standard	Certificate Name
ABS American Bureau of Shipping	-	18-HG1755093-PDA
LR Lloyds Register	EN 60998	LR22207029TA

Downloads

Environmental Product Compliance

Compliance Search

Environmental Product Compliance 243-808



Documentation

Bid Text

243-808	19.02.2019	xml 3.26 KB	
243-808	17.05.2017	doc 25.00 KB	
ausschreiben.de 243-808			

CAD/CAE-Data

CAD data

2D/3D Models 243-808



CAE data

EPLAN Data Portal
243-808



WSCAD Universe
243-808



1 Compatible Products

1.1 Optional Accessories

1.1.1 Marking

1.1.1.1 Marking strip



Item No.: 210-332/575-103

Marking strips; as a DIN A4 sheet; MARKED; 1-12 (160x); Height of marker strip: 3 mm; Strip length 182 mm; Horizontal marking; Self-adhesive; white

1.1.2 Mounting adapter

1.1.2.1 Mounting accessories



Item No.: 243-112

Mounting carrier; for 4 connectors; 243 Series; for DIN-35 rail mounting/screw mounting; orange




Item No.: 243-113


Mounting carrier; for 6 connectors; 243 Series; for DIN-35 rail mounting/screw mounting; orange

Installation Notes


Conductor termination



Strip solid conductors to 5 ... 6 mm (0.19 ... 0.23 inch).



Termination: Insert the stripped solid conductor until it hits the backstop.



Removal: Hold conductor to be removed and twist alternately left and right while pulling the connector.


Installation



Connector strips:

Assembling modular connectors into connector strips.

Commoning



Commoned connector strips

Testing



Testing via test port opposite to conductor entry.

