

PRODUCT DATASHEET

LED Circolux 100 160° 14.5W 827 Frosted E27

CIRCOLUX LED | Circular LED lamps with E27 screw base



Areas of application

- LED alternative for applications requiring a high luminous flux
- General illumination
- Large shades and pendant luminaires
- Outdoor use in suitable outdoor luminaires only

Product benefits

- High luminous flux
- Long lifetime of up to 15,000 h
- Lower energy consumption than incandescent or halogen lamps
- Three year guarantee

Product features

- Fold out base before first use
- Good quality of light; color rendering index $R_a \geq 80$; constant chromaticity
- Not dimmable



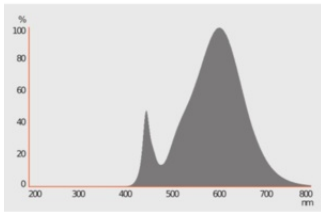
TECHNICAL DATA

Electrical data

Nominal wattage	14.5 W
Construction wattage	14.50 W
Nominal voltage	220...240 V
Operating mode	AC Mains
Claimed equiv. conventional lamp power	100 W
Nominal current	110 mA
Type of current	AC
Inrush current	6 A
Operating frequency	50/60 Hz
Mains frequency	50/60 Hz
Max. lamp number on MCB B10 A	23
Max. lamp number on MCB B16 A	29
Total harmonic distortion	95 %
Power factor λ	> 0.50

Photometrical data

Luminous flux	1521 lm
Nominal useful luminous flux 90°	1521 lm
Luminous efficacy	104 lm/W
Lumen main.fact.at end of nom.life time	0.93
Light color (designation)	Warm White
Color temperature	2700 K
Color rendering index Ra	≥80
Light color	827
Standard deviation of color matching	≤6 sdcn
Rated LLMF at 6,000 h	0.80
Flickering metric (Pst LM)	1.0
Stroboscope effect metric (SVM)	0.4

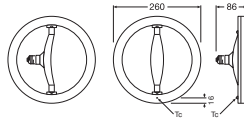


349927_2700K_Evl_5630.eps

Light technical data

Beam angle	160 °
Warm-up time (60 %)	< 0.50 s
Starting time	< 0.5 s

Dimensions & Weight



Overall length	86.00 mm
Diameter	260.00 mm
Maximum diameter	260 mm
Product weight	257.00 g

Temperatures & operating conditions

Ambient temperature range	-20...+40 °C
Maximum temperature at tc test point	90 °C

Lifespan

Lifespan L70/B50 at 25 °C	15000 h
Number of switching cycles	100000
Lumen maintenance at end of service lifetime	0.93

Rated lamp survival factor at 6,000 h	≥ 0.90
---------------------------------------	--------

Additional product data

Base (standard designation)	E27
Mercury content	0.0 mg
Mercury-free	Yes
Design / version	Frosted
Product remark	All technical parameters apply to the entire lamp / Due to the complex production process for light-emitting diodes, the typical values shown for the technical LED parameters are purely statistical values that do not necessarily match the actual technical parameters of each individual product, which can vary from the typical value

Capabilities

Dimmable	No
----------	----

Certificates & Standards

Energy efficiency class	F 1)
Energy consumption	15.00 kWh/1000h
Type of protection	IP20
Standards	CE / EAC
Photobiological safety group acc. to EN62778	RG0

1) Energy efficiency class (EEC) on a scale of A (highest efficiency) to G (lowest efficiency)

Country-specific categorizations

Order reference	LED CIRCOLUX 14
-----------------	-----------------

LOGISTICAL DATA

Temperature range at storage	-20...+80 °C
------------------------------	--------------

Energy labelling regulation data acc EU 2019/2015


Lighting technology used	LED
Non-directional or directional	NDLS
Mains or non-mains	MLS
Light source cap-type (or other electric interface)	E27
Connected light source (CLS)	No
Color-tunable light source	No
Envelope	No
High luminance light source	No





Anti-glare shield	No
Correlated colour temperature type	SINGLE_VALUE
Standby power	0.00
Networked standby power for CLS	0 W
Claim of equivalent power	Yes
Length	86.00 mm
Height	260.00 mm
Width	260.00 mm
Chromaticity coordinate x	0.458
Chromaticity coordinate y	0.410
R9 Colour rendering index	10.8
Beam angle correspondence	SPHERE_360
Survival factor	0.90
Displacement factor	0.70
LED light source replaces a fluorescent light source	No
EPREL ID	522883
Model number	AC32107,AC32107

Safety advice

- Do not touch the lamp if broken.
- Must not be used if outer bulb is defective.

DOWNLOAD DATA

Documents and certificates		Document name
	Declarations of conformity	Self-ballasted LED lamp

Photometric and lighting design files		Document name
	IES file (IES)	LED CIRCOLUX 14.5W 827 230V FR E27 F
	LDT file (Eulumdat)	LED CIRCOLUX 14.5W 827 230V FR E27 F
	Light distribution curve type polar	LED CIRCOLUX 14.5W 827 230V FR E27 F
	Spectral power distribution	349927_2700K_Evl_5630.eps

LOGISTICAL DATA

Product code	Packaging unit (Pieces/Unit)	Dimensions (length x width x height)	Gross weight	Volume
4058075606999	Folding box 1	42 mm x 263 mm x 292 mm	277.00 g	3.23 dm ³
4058075607002	Shipping box 4	278 mm x 272 mm x 184 mm	1301.00 g	13.91 dm ³

The mentioned product code describes the smallest quantity unit which can be ordered. One shipping unit can contain one or more single products. When placing an order, for the quantity please enter single or multiples of a shipping unit.

References / Links

- For dimming conformity see www.ledvance.com/dim
- For Guarantee see www.ledvance.com/guarantee

DISCLAIMER

Subject to change without notice. Errors and omission excepted. Always make sure to use the most recent release.