

## Data Sheet | Item Number: 869-110

2-conductor terminal strip; without push-buttons; with fixing flanges M3; 10-pole;  
for screw or similar mounting types; Fixing hole 3.2 mm Ø; 2.5 mm<sup>2</sup>; CAGE CLAMP®;  
gray

<https://www.wago.com/869-110>



Color: ■ gray

Similar to illustration

Through terminal block, 869 Series, gray

Our through terminal block (item number 869-110) makes connecting wires quick and easy. Strip lengths must be between 6 and 7 mm when connecting conductors to this through terminal block. Our mini rail-mount terminal blocks are perfect for working in tight spaces thanks to their compact design. With various mounting and actuation options, they offer maximum flexibility. This product incorporates conductor terminals and utilizes CAGE CLAMP®. Our highly-rated and maintenance-free CAGE CLAMP® connection makes it easy to connect all types of conductors without having to prepare the conductor. For example, you don't need to crimp ferrules. Dimensions: (64.5 x 27.6 x 33.4) mm (width x height x depth). Depending on the type of conductor, this through terminal block is ideal for conductor cross sections ranging from 0.08 mm<sup>2</sup> to 2.5 mm<sup>2</sup>.

An operating tool is used to operate this mini rail-mount terminal block.

### Notes

Safety Information

Max. insulation diameter: 4.4 mm

### Electrical data

#### Ratings per IEC/EN

Nominal voltage (III/3)	500 V
Rated impulse withstand voltage (III / 3)	6 kV
Rated current	24 A
Legend (ratings)	(III / 3) ≙ Overvoltage category III / Pollution degree 3

#### General information

Wiring direction	Front-entry wiring
------------------	--------------------

## Connection Data

Clamping units	20
Total number of potentials	10
Number of levels	1

## Connection 1

Connection technology	CAGE CLAMP®
Actuation type	Operating tool
Connectable conductor materials	Copper
Solid conductor	0.08 ... 2.5 mm <sup>2</sup> / 28 ... 12 AWG
Fine-stranded conductor	0.08 ... 4 mm <sup>2</sup> / 28 ... 12 AWG
Fine-stranded conductor; with insulated ferrule	0.08 ... 1.5 mm <sup>2</sup> / 28 ... 14 AWG
Strip length	6 ... 7 mm / 0.24 ... 0.28 inches
Pole number	10
Wiring direction	Front-entry wiring

## Physical data

Width	64.5 mm / 2.539 inches
Height	27.6 mm / 1.087 inches
Depth	33.4 mm / 1.315 inches
Module width	5 mm / 0.197 inches

## Mechanical data

Design	horizontal type
Mounting type	Mounting flange M3
Marking level	Side marking

## Material data

Note (material data)	<a href="#">Information on material specifications can be found here</a>
Color	gray
Material group	I
Insulation material (main housing)	Polyamide (PA66)
Flammability class per UL94	V0
Fire load	0.776 MJ
Halogen-free	Yes
Weight	43.1 g

## Commercial data

PU (SPU)	50 pcs
Packaging type	Box
Country of origin	DE
GTIN	4044918480727
Customs tariff number	85369010000

**Product Classification**

UNSPSC	39121410
eCl@ss 10.0	27-14-11-06
eCl@ss 9.0	27-14-11-06
ETIM 9.0	EC001284
ETIM 10.0	EC001284
ECCN	NO US CLASSIFICATION

**Environmental Product Compliance**

RoHS Compliance Status	Compliant, No Exemption
------------------------	-------------------------

**Approvals / Certificates**

**General approvals** **Declarations of conformity and manufacturer's declarations**



Approval	Standard	Certificate Name
CCA DEKRA Certification B.V.	EN 60947	2143311.02
CCA DEKRA Certification B.V.	EN 60947	NTR NL 6827/A1
UL UL International Germany GmbH	UL 1059	E45172

Approval	Standard	Certificate Name
EU-Declaration of Conformity WAGO GmbH & Co. KG	-	-
UK-Declaration of Conformity WAGO GmbH & Co. KG	-	-

**Approvals for marine applications**



Approval	Standard	Certificate Name
ABS American Bureau of Shipping	EN 60947	24-0152298-PDA
PRS Polski Rejestr Statków	-	TE/1094/880590/23

**Downloads**

**Environmental Product Compliance**

**Compliance Search**

Environmental Product Compliance 869-110	<a href="#">↓</a>
--	-------------------

## Documentation

Bid Text			
869-110	19.02.2019	xml 3.18 KB	
869-110	13.06.2017	doc 24.50 KB	

## CAD/CAE-Data

CAD data	CAE data
2D/3D Models 869-110	WSCAD Universe 869-110
	ZUKEN Portal 869-110

## 1 Compatible Products

### 1.1 Optional Accessories

#### 1.1.1 Ferrule

##### 1.1.1.1 Ferrule

 <b>Item No.: 216-321</b> Ferrule; Sleeve for 0.25 mm <sup>2</sup> / AWG 24; insulated; electro-tin plated; yellow	 <b>Item No.: 216-131</b> Ferrule; Sleeve for 0.25 mm <sup>2</sup> / AWG 24; uninsulated; electro-tin plated; silver-colored	 <b>Item No.: 216-322</b> Ferrule; Sleeve for 0.34 mm <sup>2</sup> / 22 AWG; insulated; electro-tin plated; light turquoise	 <b>Item No.: 216-132</b> Ferrule; Sleeve for 0.34 mm <sup>2</sup> / AWG 24; uninsulated; electro-tin plated
 <b>Item No.: 216-221</b> Ferrule; Sleeve for 0.5 mm <sup>2</sup> / 20 AWG; insulated; electro-tin plated; white	 <b>Item No.: 216-121</b> Ferrule; Sleeve for 0.5 mm <sup>2</sup> / AWG 22; uninsulated; electro-tin plated; silver-colored	 <b>Item No.: 216-222</b> Ferrule; Sleeve for 0.75 mm <sup>2</sup> / 18 AWG; insulated; electro-tin plated; gray	 <b>Item No.: 216-122</b> Ferrule; Sleeve for 0.75 mm <sup>2</sup> / AWG 20; uninsulated; electro-tin plated; silver-colored
 <b>Item No.: 216-223</b> Ferrule; Sleeve for 1 mm <sup>2</sup> / AWG 18; insulated; electro-tin plated; red	 <b>Item No.: 216-123</b> Ferrule; Sleeve for 1 mm <sup>2</sup> / AWG 18; uninsulated; electro-tin plated; silver-colored	 <b>Item No.: 216-224</b> Ferrule; Sleeve for 1.5 mm <sup>2</sup> / AWG 16; insulated; electro-tin plated; black	 <b>Item No.: 216-124</b> Ferrule; Sleeve for 1.5 mm <sup>2</sup> / AWG 16; uninsulated; electro-tin plated

#### 1.1.2 Insulation stop

##### 1.1.2.1 Insulation stop

 <b>Item No.: 280-470</b> Insulation stop; 0.08 - 0.2 mm <sup>2</sup> "s" (0.14 mm <sup>2</sup> "f-st"); 5 pieces/strip; white	 <b>Item No.: 280-471</b> Insulation stop; 0.25 - 0.5 mm <sup>2</sup> ; 5 pieces/strip; light gray	 <b>Item No.: 280-472</b> Insulation stop; 0.75 - 1 mm <sup>2</sup> ; 5 pieces/strip; black
--	--	---

1.1.3 Jumper

1.1.3.1 Jumper



[Item No.: 870-407/011-000](#)



[Item No.: 870-402](#)

Jumper; 2-way; insulated; light gray



[Item No.: 870-406](#)

Jumper; 6-way; insulated; light gray



[Item No.: 870-440](#)

Jumper; from 1 to 10; insulated; light gray



[Item No.: 870-405/011-000](#)

Jumper; insulated; light gray



[Item No.: 870-409/011-000](#)



[Item No.: 870-403](#)

Jumper; 3-way; insulated; light gray



[Item No.: 870-407](#)

Jumper; 7-way; insulated; light gray



[Item No.: 870-433](#)

Jumper; from 1 to 3; insulated; light gray



[Item No.: 870-406/020-000](#)

Delta jumper; insulated; light gray



[Item No.: 870-404](#)

Jumper; 4-way; insulated; light gray



[Item No.: 870-408](#)

Jumper; 8-way; insulated; light gray



[Item No.: 870-434](#)

Jumper; from 1 to 4; insulated; light gray



[Item No.: 870-410](#)

Jumper; 10-way; insulated; light gray



[Item No.: 870-405](#)

Jumper; 5-way; insulated; light gray



[Item No.: 870-409](#)

Jumper; 9-way; insulated; light gray



[Item No.: 870-435](#)

Jumper; from 1 to 5; insulated; light gray

1.1.4 Marking

1.1.4.1 Group marker carrier



[Item No.: 870-182](#)

Adaptor; gray



[Item No.: 870-183](#)

Adaptor; gray



[Item No.: 870-184](#)

Adaptor; gray

1.1.4.2 Marker



[Item No.: 2009-145/000-006](#)

Mini-WSB Inline; for Smart Printer; 1700 pieces on roll; stretchable 5 - 5.2 mm; plain; snap-on type; blue



[Item No.: 2009-145/000-007](#)

Mini-WSB Inline; for Smart Printer; 1700 pieces on roll; stretchable 5 - 5.2 mm; plain; snap-on type; gray



[Item No.: 2009-145/000-023](#)

Mini-WSB Inline; for Smart Printer; 1700 pieces on roll; stretchable 5 - 5.2 mm; plain; snap-on type; green



[Item No.: 2009-145/000-012](#)

Mini-WSB Inline; for Smart Printer; 1700 pieces on roll; stretchable 5 - 5.2 mm; plain; snap-on type; orange



[Item No.: 2009-145/000-005](#)

Mini-WSB Inline; for Smart Printer; 1700 pieces on roll; stretchable 5 - 5.2 mm; plain; snap-on type; red



[Item No.: 2009-145/000-024](#)

Mini-WSB Inline; for Smart Printer; 1700 pieces on roll; stretchable 5 - 5.2 mm; plain; snap-on type; violet



[Item No.: 2009-145](#)

Mini-WSB Inline; for Smart Printer; 1700 pieces on roll; stretchable 5 - 5.2 mm; plain; snap-on type; white



[Item No.: 2009-145/000-002](#)

Mini-WSB Inline; for Smart Printer; 1700 pieces on roll; stretchable 5 - 5.2 mm; plain; snap-on type; yellow



[Item No.: 248-501/000-006](#)

Mini-WSB marking card; as card; not stretchable; plain; snap-on type; blue



[Item No.: 248-501/000-007](#)

Mini-WSB marking card; as card; not stretchable; plain; snap-on type; gray



[Item No.: 248-501/000-023](#)

Mini-WSB marking card; as card; not stretchable; plain; snap-on type; green



[Item No.: 248-501/000-017](#)

Mini-WSB marking card; as card; not stretchable; plain; snap-on type; light green



[Item No.: 248-501/000-012](#)

Mini-WSB marking card; as card; not stretchable; plain; snap-on type; orange



[Item No.: 248-501/000-005](#)

Mini-WSB marking card; as card; not stretchable; plain; snap-on type; red



[Item No.: 248-501/000-024](#)

Mini-WSB marking card; as card; not stretchable; plain; snap-on type; violet



[Item No.: 248-501](#)

Mini-WSB marking card; as card; not stretchable; plain; snap-on type; white



[Item No.: 248-501/000-002](#)

Mini-WSB marking card; as card; not stretchable; plain; snap-on type; yellow



[Item No.: 793-5501/000-006](#)

WMB marking card; as card; for terminal block width 5 - 17.5 mm; stretchable 5 - 5.2 mm; plain; snap-on type; blue



[Item No.: 793-5501/000-007](#)

WMB marking card; as card; for terminal block width 5 - 17.5 mm; stretchable 5 - 5.2 mm; plain; snap-on type; gray



[Item No.: 793-5501/000-023](#)

WMB marking card; as card; for terminal block width 5 - 17.5 mm; stretchable 5 - 5.2 mm; plain; snap-on type; green

1.1.4.2 Marker



**Item No.: 793-5501/000-017**  
WMB marking card; as card; for terminal block width 5 - 17.5 mm; stretchable 5 - 5.2 mm; plain; snap-on type; light green



**Item No.: 793-5501/000-012**  
WMB marking card; as card; for terminal block width 5 - 17.5 mm; stretchable 5 - 5.2 mm; plain; snap-on type; orange



**Item No.: 793-5501/000-005**  
WMB marking card; as card; for terminal block width 5 - 17.5 mm; stretchable 5 - 5.2 mm; plain; snap-on type; red



**Item No.: 793-5501/000-024**  
WMB marking card; as card; for terminal block width 5 - 17.5 mm; stretchable 5 - 5.2 mm; plain; snap-on type; violet



**Item No.: 793-5501**  
WMB marking card; as card; for terminal block width 5 - 17.5 mm; stretchable 5 - 5.2 mm; plain; snap-on type; white



**Item No.: 793-5501/000-002**  
WMB marking card; as card; for terminal block width 5 - 17.5 mm; stretchable 5 - 5.2 mm; plain; snap-on type; yellow



**Item No.: 793-501/000-006**  
WMB marking card; as card; not stretchable; plain; snap-on type; blue



**Item No.: 793-501/000-007**  
WMB marking card; as card; not stretchable; plain; snap-on type; gray



**Item No.: 793-501/000-023**  
WMB marking card; as card; not stretchable; plain; snap-on type; green



**Item No.: 793-501/000-017**  
WMB marking card; as card; not stretchable; plain; snap-on type; light green



**Item No.: 793-501/000-012**  
WMB marking card; as card; not stretchable; plain; snap-on type; orange



**Item No.: 793-501/000-005**  
WMB marking card; as card; not stretchable; plain; snap-on type; red



**Item No.: 793-501/000-024**  
WMB marking card; as card; not stretchable; plain; snap-on type; violet



**Item No.: 793-501**  
WMB marking card; as card; not stretchable; plain; snap-on type; white



**Item No.: 793-501/000-002**  
WMB marking card; as card; not stretchable; plain; snap-on type; yellow



**Item No.: 2009-115/000-006**  
WMB-Inline; for Smart Printer; 1500 pieces on roll; stretchable 5 - 5.2 mm; plain; snap-on type; blue



**Item No.: 2009-115/000-007**  
WMB-Inline; for Smart Printer; 1500 pieces on roll; stretchable 5 - 5.2 mm; plain; snap-on type; gray



**Item No.: 2009-115/000-023**  
WMB-Inline; for Smart Printer; 1500 pieces on roll; stretchable 5 - 5.2 mm; plain; snap-on type; green



**Item No.: 2009-115/000-017**  
WMB-Inline; for Smart Printer; 1500 pieces on roll; stretchable 5 - 5.2 mm; plain; snap-on type; light green



**Item No.: 2009-115/000-012**  
WMB-Inline; for Smart Printer; 1500 pieces on roll; stretchable 5 - 5.2 mm; plain; snap-on type; orange



**Item No.: 2009-115/000-024**  
WMB-Inline; for Smart Printer; 1500 pieces on roll; stretchable 5 - 5.2 mm; plain; snap-on type; violet



**Item No.: 2009-115**  
WMB-Inline; for Smart Printer; 1500 pieces on roll; stretchable 5 - 5.2 mm; plain; snap-on type; white



**Item No.: 2009-115/000-002**  
WMB-Inline; for Smart Printer; 1500 pieces on roll; stretchable 5 - 5.2 mm; plain; snap-on type; yellow

1.1.4.3 Marking strip



**Item No.: 709-196**  
Marking strips; for laser printer; translucent



**Item No.: 709-177**  
Marking strips; on reel; 7.5 mm wide; not stretchable; plain; snap-on type; translucent



**Item No.: 709-178**  
Marking strips; on reel; 7.5 mm wide; not stretchable; plain; snap-on type; white

1.1.5 Protective warning marker

1.1.5.1 Cover



**Item No.: 280-405**  
Protective warning marker; for 5 terminal blocks; with high-voltage symbol, black; yellow

### 1.1.6 Test and measurement

#### 1.1.6.1 Testing accessories



**Item No.: 870-427**

Spacer module; modular; bridging commoned terminal blocks; gray



**Item No.: 870-426**

Tap-off module; modular; suitable for 870 Series terminal blocks with jumper slots in the current bar; gray



**Item No.: 870-425**

Tap-off module; with anti-rotation protection; modular; suitable for 870 Series terminal blocks with jumper slots in the current bar; gray

### 1.1.7 Tool

#### 1.1.7.1 Operating tool



**Item No.: 210-658**

Operating tool; Blade: 3.5 x 0.5 mm; with a partially insulated shaft; angled; short; multicoloured



**Item No.: 210-720**

Operating tool; Blade: 3.5 x 0.5 mm; with a partially insulated shaft; multicoloured



**Item No.: 210-657**


Operating tool; Blade: 3.5 x 0.5 mm; with a partially insulated shaft; short; multicoloured

### Installation Notes


#### Commoning



Push down a push-in type jumper bar evenly until fully inserted.  
Push down alternately in multiple cycles for higher-pole variants.  
Do not place the operating tool in the test slots of the jumper.



Mounting and securing a terminal strip directly to the plate via screw-type flanges.




Terminal strip with mounting flanges:

- End plate with mounting flange
- Center terminal blocks
- End terminal block with mounting flange




Terminal strips with M3 or M4 mounting flanges, for screw or similar mounting types,  
mounting holes:  
3.2 mm Ø, M3 flange  
4.2 mm Ø, M4 flange

## Cover



Protective warning markers (280-405),  
with a black high-voltage symbol

## Marking



WMB markers in Mini-WSB marker slots  
Translucent marking strip  
Mini-WSB markers