Technical data sheet

Generator connection box, type 1 + 2, for 1 string

Item number: 5088400



Type 1+2 LPZ 0→2

Generator connection box, type 1 + 2, for photovoltaic systems, to connect 1 string. For DC protection of the inverter.

• Varistor arrester, plug-in, with separation device in error-resistant Y circuit according to VDE 0100-712 (50539-12)

• Low DC protection level: < 3.0 kV (Uoc max = 900 V DC)

• 1 protection device with 2 push-in terminals of up to 6 mm² pre-installed in the housing, up to 41 A DC per terminal

• Polycarbonate housing (IP67), UV-resistant for exterior use, incl. cable gland set and pressure compensation element

Additional measures may be required if there is the risk of condensation formation through wind, ice, temperature or sun!

Master data

Item number	5088400
Type	PVG-BC 900K 100
Description 1	Combiner Box
Description 2	1 PV string to 1 WR-MPP
Manufacturer	OBO
Dimension	900V DC
Colour	Light grey; RAL 7035
Smallest sales unit	1
Unit of quantity	Piece
Weight	93 kg
Weight unit	kg/100 pc.
CO2 Footprint (GWP) Cradle-to-Gate	4,0865 kg CO2e / 1 Piece

Technical data sheet

Generator connection box, type 1 + 2, for 1 string

Item number: 5088400

Dimensions

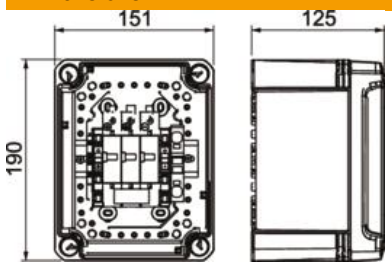

Technical data

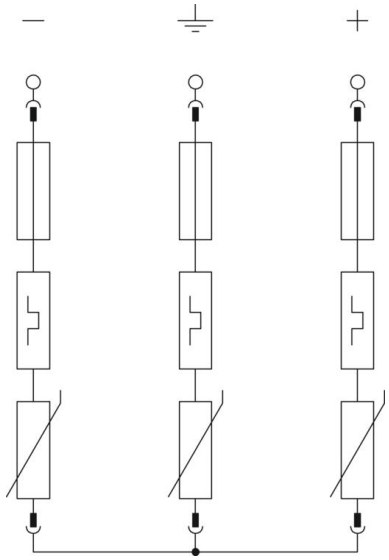

Response time	<25 ns
Number of inputs	1
Type of entry	Gland
Version for	For 1 MPPT and with push-in terminal
Operating temperature, max.	60 °C
Operating temperature, min.	-25 °C
Lightning surge current (10/350 µs)	7 kA
Remote signalling	no
Suitable for outdoor use	yes
Housing material surge protection components	PC
Maximum continuous voltage DC	900 V
Conductor cross-section, flexible (fine-wire), max.	6 mm²
Conductor cross-section, flexible (fine-wire), max.	10 AWG
Conductor cross-section, flexible (fine-wire), min.	21 AWG
Conductor cross-section, flexible (fine-wire), min.	0.5 mm²
Conductor cross-section, rigid (single-wire/multiwire), max.	8 AWG
Conductor cross-section, rigid (single-wire/multiwire), max.	10 mm²
Conductor cross-section, rigid (single-wire/multiwire), min.	21 AWG
Conductor cross-section, rigid (single-wire/multiwire), min.	0.5 mm²
Lightning protection zone LPZ	0→2
Maximum discharge current (8/20 µs)	50 kA
Installation type	Pre-mounted in the housing
Nominal discharge current (8/20 µs)	30 kA
Network form	DC
DC network form	yes
IT network form	no
TN network form	no
TN-C network form	no
TN-C-S network form	no
TN-S network form	no
TT network form	no

Technical data sheet

Generator connection box, type 1 + 2, for 1 string

Item number: 5088400

Technical data

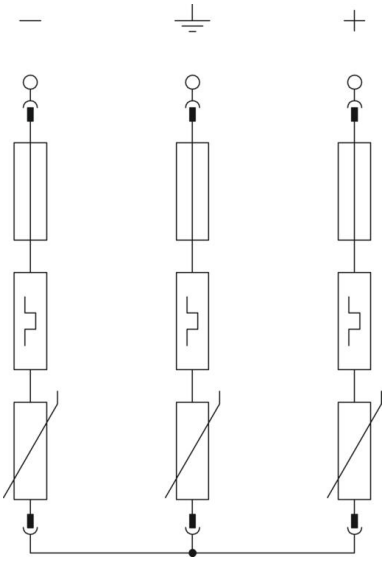

ROHS-conformant	yes
Protection rating	IP67
Protection rating IK code	IK08
Protection level	≤3 kV
Signalling on device	Visual
SPD to EN 61643-11	Type 1+2
SPD to IEC 61643-11	Class II
Permitted temperature range, max.	60 °C
Permitted temperature range, min.	-25 °C
Depth	125 mm
Number of cable entries	4
Max. Input voltage DC	900 V
String fuse	Without
Monitoring function	no
Max. Input current per string	41 A
Max. Output current	41 A
Number of string inputs	1
Equipped with load-break switch	no
Anschlussart Generatoran-schlusskasten	Push-in terminal
Number of MPPTs	1
Entries per MPPT	1
Exits per MPPT	1