Technical data sheet

Generator connection box, type 2, for 2 x 1 string

Item number: 5088415



Generator connection box, type 2, for photovoltaic systems, to connect 2 x 1 string. For DC protection of the inverter.

• Varistor arrester, plug-in, with separation device in error-resistant Y circuit according to VDE 0100-712 (50539-12)

• Low DC protection level: < 4.0 kV (Uoc max = 1,000 V DC)

• 2 protection devices with 2 push-in terminals each of up to 6 mm² pre-installed in the housing, up to 41 A DC per terminal

• Polycarbonate housing (IP67), UV-resistant for exterior use, incl. cable gland set and pressure compensation element

Additional measures may be required if there is the risk of condensation formation through wind, ice, temperature or sun!

Type 2 LPZ 1→2

Master data

Item number	5088415
Type	PVG-C1000K 110
Description 1	Combiner Box
Description 2	2x1 PV string to 2 WR-MPP
Manufacturer	OBO
Dimension	1000V DC
Colour	Light grey; RAL 7035
Smallest sales unit	1
Unit of quantity	Piece
Weight	216 kg
Weight unit	kg/100 pc.
CO2 Footprint (GWP) Cradle-to-Gate	6,0314 kg CO2e / 1 Piece

Technical data sheet

Generator connection box, type 2, for 2 x 1 string

Item number: 5088415

Dimensions

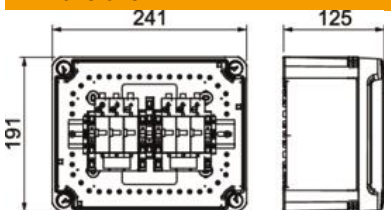

Technical data

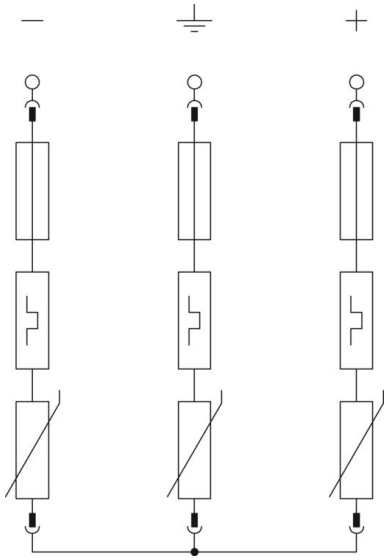

Response time	<25 ns
Number of inputs	1
Type of entry	Gland
Version for	For 2 MMPT and with push-in terminals
Operating temperature, max.	60 °C
Operating temperature, min.	-25 °C
Suitable for outdoor use	yes
Housing material surge protection components	PC
Maximum continuous voltage DC	1000 V
Conductor cross-section, flexible (fine-wire), max.	6 mm²
Conductor cross-section, flexible (fine-wire), max.	10 AWG
Conductor cross-section, flexible (fine-wire), min.	21 AWG
Conductor cross-section, flexible (fine-wire), min.	0.5 mm²
Conductor cross-section, rigid (single-wire/multiwire), max.	8 AWG
Conductor cross-section, rigid (single-wire/multiwire), max.	10 mm²
Conductor cross-section, rigid (single-wire/multiwire), min.	21 AWG
Conductor cross-section, rigid (single-wire/multiwire), min.	0.5 mm²
Lightning protection zone LPZ	1→2
Maximum discharge current (8/20 µs)	40 kA
Installation type	Pre-mounted in the housing
Nominal discharge current (8/20 µs)	20 kA
Network form	DC
DC network form	yes
ROHS-conformant	yes
Protection rating	IP67
Protection rating IK code	IK08
Protection level	≤4,0 kV
Signalling on device	Visual
SPD to EN 61643-11	Type 2
SPD to IEC 61643-11	Class II
Permitted temperature range, max.	60 °C
Permitted temperature range, min.	-25 °C

Technical data sheet

Generator connection box, type 2, for 2 x 1 string

Item number: 5088415

Technical data

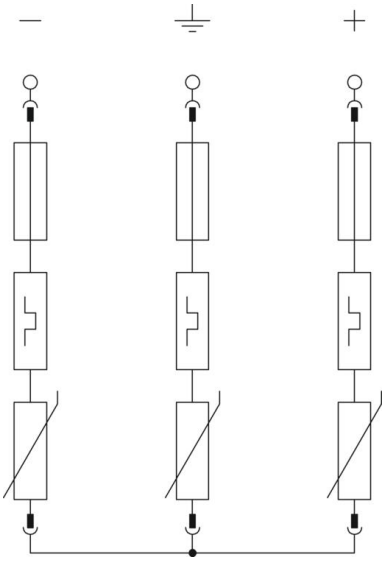

Depth	125 mm
Number of cable entries	8
Max. Input voltage DC	1000 V
String fuse	Without
Monitoring function	no
Max. Input current per string	41 A
Max. Output current	41 A
Number of string inputs	1
Equipped with load-break switch	no
Anschlussart Generatoran-schlusskasten	Push-in terminal
Number of MPPTs	2
Entries per MPPT	1
Exits per MPPT	1