


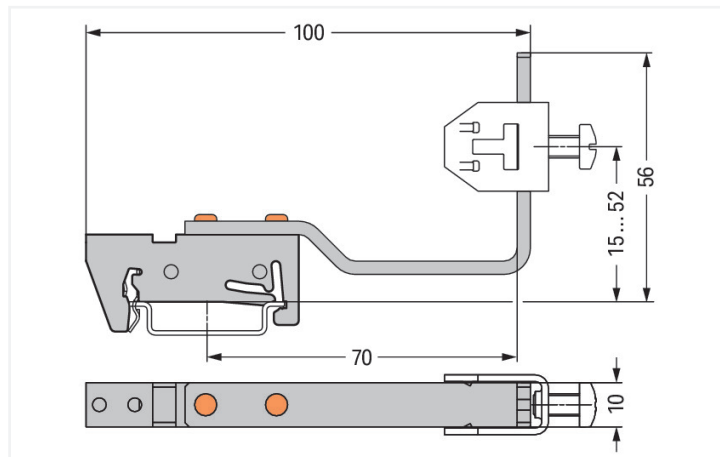
# Data Sheet | Item Number: 790-350/790-398

Busbar carrier; for busbars Cu 10 mm x 3 mm; flexible; for DIN 35 rail; silver-colored

<https://www.wago.com/790-350/790-398>



Color: ■ silver-colored



Dimensions in mm

## Material data

Color	silver-colored
Fire load	0 MJ
Weight	42.7 g
Material	Coated steel Stainless steel Copper (Cu)

## Commercial data

PU (SPU)	12 (6) pcs
Packaging type	Box
Country of origin	DE
GTIN	4055143363068
Customs tariff number	85389099990

## Product Classification

UNSPSC	39121613
eCl@ss 10.0	27-40-06-07
eCl@ss 9.0	27-40-06-07
ETIM 9.0	EC001166
ETIM 10.0	EC001166
ECCN	NO US CLASSIFICATION

### Environmental Product Compliance

RoHS Compliance Status	Compliant, No Exemption
------------------------	-------------------------

Processing temperature (min.)	-35 °C
Processing temperature (max.)	85 °C
Processing temperature	-35 ... +85 °C
Continuous operating temperature from	-60 °C
Continuous operating temperature up to	105 °C
Continuous operating temperature	-60 ... +105 °C

### Downloads

#### Environmental Product Compliance

Compliance Search	
Environmental Product Compliance 790-350/790-398	<a href="#">↓</a>

### Documentation

Bid Text			
790-350/790-398	19.02.2019	xml 2.69 KB	<a href="#">↓</a>
790-350/790-398	31.08.2017	doc 23.00 KB	<a href="#">↓</a>

### CAD/CAE-Data

CAD data	
2D/3D Models 790-350/790-398	<a href="#">↓</a>

CAE data	
EPLAN Data Portal 790-350/790-398	<a href="#">↓</a>
ZUKEN Portal 790-350/790-398	<a href="#">↓</a>

### 1 Compatible Products

#### 1.1 Optional Accessories

##### 1.1.1 N-busbar

##### 1.1.1.1 Busbar



**Item No.: 210-133**  
 Busbar; tin-plated; 1000 mm long; Cu 10 mm x 3 mm; white


### 1.1.1.2 Mounting accessories




**Item No.: 790-134**

Busbar; tin-plated; 50 mm long; Cu 10 mm x 3 mm; silver-colored

### Installation Notes




Horizontal mounting position of the busbar



Vertical mounting position of the busbar



The height of the busbar can be adjusted.



Secure the busbar by tightening the screws at the required position.