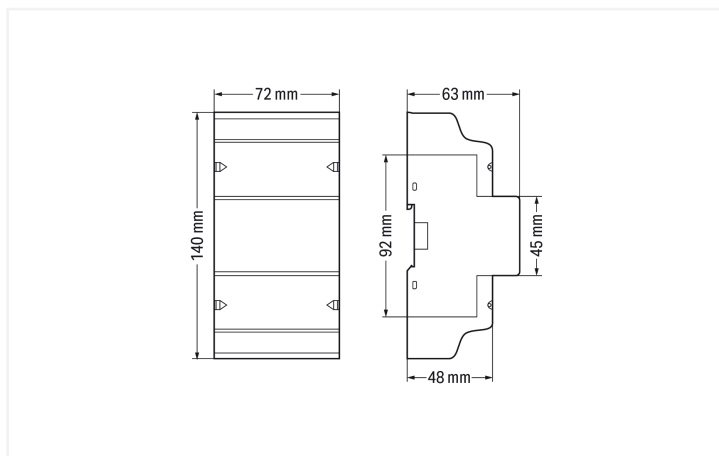
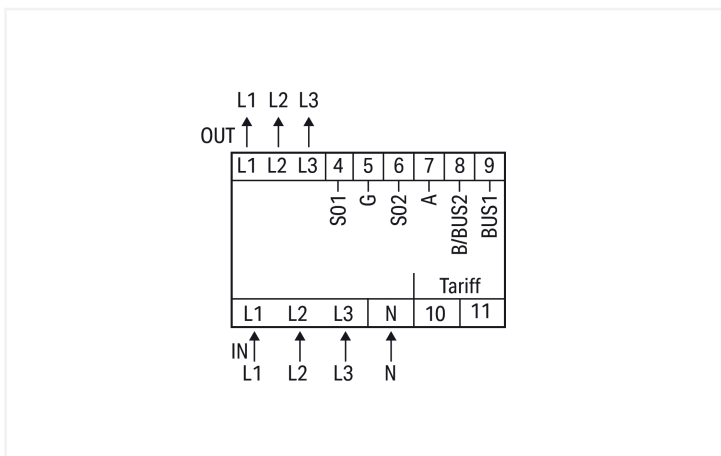



Data Sheet | Item Number: 879-3021

Energy meter (MID); for direct connection; 65A; 3x230/400V; 50Hz; MID and METAS;
Modbus® and M-Bus; 2 x S0 interface; 4PS

<https://www.wago.com/879-3021>



Short description:

Crucial for trimming costs, comprehensive energy measurement is necessary to optimize energy consumption. WAGO's portfolio has energy meters that simplify this task while offering several key advantages. They use push-in connection technology with a lever, making them connect quickly and easily. The devices have a width of just 72 mm for direct measurement. These slim profiles save a tremendous amount of control cabinet space. In addition to the values for active and reactive energy, the energy meters also record the mains frequency, as well as current, voltage and power for all phases. And the user can conveniently scan all of these energy characteristics at a glance on a large, illuminated display.

Features:

- Push-in CAGE CLAMP® and lever save time at every stage

- Real space savings: 72 mm wide (4PS)
- Measurement of supply and consumption
- Energy measurement in four tariffs
- The communications pro: M-Bus/Modbus® interface and two S0 pulse outputs
- Full transparency at a glance: display energy quality characteristics on an illuminated full-format display
- Intuitive configuration: touch-sensitive controls and configuration app via *Bluetooth*®

Technical data

Configuration

Configuration options	Touch-sensitive controls Configuration app via <i>Bluetooth</i> ®
-----------------------	--

Input

Input signal type	Voltage Current
Network configuration	Two-wire, three-wire and four-wire networks
Reference current I_{ref}	5 A
Measured variable	Voltage Current Electrical output Mains frequency
Nominal input voltage U_{Inom}	3 x 230 ... 400 VAC
Input voltage range	±20 %
Input current I_i	≤ 65 A
Frequency range	45 ... 60 Hz

Communication

Communications	Modbus® M-Bus <i>Bluetooth</i> ®
Interface	RS-485 (2-wire); 2 x S0 interfaces (configurable)
Indicators	LCD with backlight
Rate control input	230 VAC

Signal Processing

Measured variables (calculated)	Active and reactive energy in supply and reference direction
Measurement type (load profile)	No
Measured value acquisition	for direct connection

Measurement Error

Accuracy class	Class B (= 1 % error); Active energy per EN 50470-3
Calibration validity period	8 years

Power Supply

Power supply type	Via measurement circuit
Power consumption P_{max} (phase; active power)	2 W
Power consumption P_{max} (phase; apparent power)	10 VA

Safety and protection

Dielectric strength	4 kV; 1 min
Impulse withstand voltage (1.2/50 μs)	6 kV
Pollution degree	2
Protection class	II
Protection type	IP51 / IP20; IP51 (front side); IP20 (connection)

Connection Data

Connection position	Output top (PS)
Design	4PS

Connection 1

Connection type	Voltage/current
Connection technology	Push-in CAGE CLAMP®
WAGO connector	WAGO 2616 Series
Actuation type	Lever
Strip length	18 ... 20 mm / 0.71 ... 0.79 inches
Solid conductor	0.75 ... 16 mm ² / 18 ... 4 AWG
Fine-stranded conductor	0.75 ... 25 mm ² / 18 ... 4 AWG

Connection 1

Fine-stranded conductor; with insulated ferrule	0.75 ... 16 mm ²
Fine-stranded conductor; with uninsulated ferrule	0.75 ... 16 mm ²

Connection 2

Connection type	Communication/rate control input
Connection technology	Push-in CAGE CLAMP®
WAGO connector	WAGO 2604 Series
Actuation type	Lever
Strip length	9 ... 11 mm / 0.35 ... 0.43 inches
Solid conductor	0.2 ... 4 mm ² / 24 ... 12 AWG
Fine-stranded conductor	0.2 ... 4 mm ² / 24 ... 12 AWG
Fine-stranded conductor; with insulated ferrule	0.25 ... 2.5 mm ²
Fine-stranded conductor; with uninsulated ferrule	0.25 ... 2.5 mm ²

Physical data

Width	72 mm / 2.835 inches
Height	140 mm / 5.512 inches
Depth	63 mm / 2.48 inches
Note (dimensions)	Height without cover: 92 mm

Mechanical data

Mounting type	DIN-35 rail
Housing design	DIN-rail-mount enclosure

Material data

Housing material	PC 940A
Fire load	0 MJ
Weight	280 g

Environmental requirements

Ambient temperature (operation)	-40 ... +70 °C
Relative humidity	≤ 75 % (for storage ≤ 95 %)

Standards and Specifications

Conformity marking	CE
Standards/specifications	EN 50470-1/3
Accounting guideline	MID METAS

Commercial data

PU (SPU)	1 pcs
Packaging type	Box
Country of origin	CN
Customs tariff number	90283019000



Product Classification

UNSPSC	41113630
ETIM 9.0	EC001102
ETIM 10.0	EC001102
ECCN	NO US CLASSIFICATION

Environmental Product Compliance

RoHS Compliance Status	Compliant, No Exemption
------------------------	-------------------------

Approvals / Certificates

Declarations of conformity and manufacturer's declarations

Approval	Standard	Certificate Name
EU-Declaration of Conformity WAGO GmbH & Co. KG	-	-

Downloads

Environmental Product Compliance

Compliance Search
Environmental Product Compliance 879-3021 ↓

Documentation

Manual			
Product Manual WAGO Energy Meters (MID)	V 1.8 13.02.2026	pdf 4367.28 KB	↓

Instruction Leaflet			
Energiezähler (MID)	V 1.02 10.10.2023	pdf 721.86 KB	↓

CAD/CAE-Data

CAD data
2D/3D Models 879-3021 ↓

1 Compatible Products

1.1 Optional Accessories

1.1.1 Communication

1.1.1.1 Communication Module



Item No.: 879-9000

Communication module; Modbus TCP