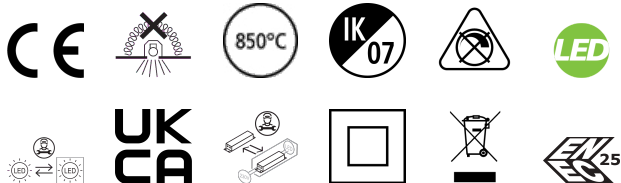


START Downlight 175 IP54 1550lm 830

Item No: 0030326

SYLVANIA

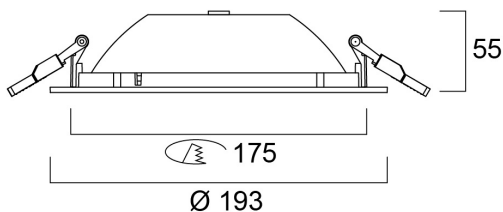
STARTTM



Ceiling recessed LED downlight IP54 (from the front), perfect where limited ceiling void is available with only 55mm product depth and 175mm cutout. Ideal replacement for 1x32W/2x18W CFL downlights. The polycarbonate diffuser allows for a wider light distribution and increased spacings between luminaires. Loop in loop out connector allows for quick installation. Die-cast aluminium body, 15W, 3000K, Driver Current: 390mA, CRI80, 74° beam angle, Non-dimmable LED driver, IP54 from the front, IK07, (HxW) 55x195mm, Class 2, 220-240V. Meets TP(a) requirements.

Technical Assets

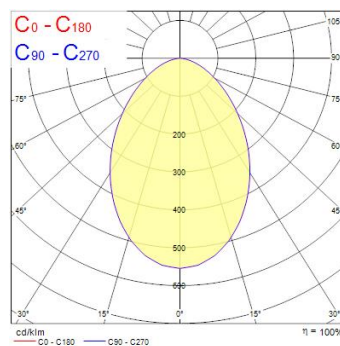
Dimensions (mm)



Photometrics

Distance [m]	Cone diameter [m]	E ₀ ' [lx]	E _{10'} [lx]	E _{30'} [lx]
0.5	0.81	3141	785	151
1.0	1.63	785	194	38
1.5	2.44	349	86	17
2.0	3.25	196	49	10
2.5	4.06	125	31	6
3.0	4.88	87	21	4

Distance [m] Cone diameter [m] Illuminance [lx]
 — C0 - C180 (Half beam angle: 78.2°)



START Downlight 175 IP54 1550lm 830

Item No: 0030326

SYLVANIA

General data

Product name	START Downlight 175 IP54 1550lm 830
Technology	LED
Cap/Base	N/A
Housing	Aluminium
Mount	Ceiling recessed mounting
General application	Hospitality, Logistics & Industry, Office
Operating temperature range (°C)	-10°C...+40°C
Performance ambient temperature Tq (°C)	40
ETIM Class	EC001744
E-number FI	4278147
Warranty	5 years

Optical data

Useful luminous flux (Φ_{use})	1425
Fixture luminous flux (lm)	1550
Luminous flux (lm)	1550
Luminaire efficacy (lm/W)	107
LOR (%)	100
Correlated colour temperature (k)	3000
Light colour	Warm White
CRI (Ra)	80
Colour Variation Initial (SDCM)	SDCM3
Adjustable chromaticity	N
Beam Angle (°)	74
Distribution type	Symmetric
Glare control	< 25
Photobiological Risk Group	RG0

Electrical data

Total power consumption (W)	14.5
Current (A)	0.065
Primary Supply/Product voltage - min (V)	220.0
Primary Supply/Product voltage - max (V)	240.0
Lamp power factor	0.9
THD (at 230 V, 50 Hz, full load, at 100% dimming level) \leq xx.x %	20
Electrical protection	Class II
Control gear required	No
Control gear type	LED driver constant current
No. Of switching cycles before premature failures	>100000
Dimmable	No
Dimming method	N/A
Drive current (mA)	400
Inrush Current (A)	7.52
Inrush Duration (μ s)	830
Energy Efficiency Class (A->G) of contained light source	E
Nominal Frequency (Hz)	50/60Hz
LED Flickering Rate	Ultra low (5% or less)
Max. products per 10A C Breaker	50
Max. products per 13A C Breaker	61
Max. products per 16A C Breaker	74
Max. products per 20A C Breaker	86
Max. products per 10A B Breaker	40
Max. products per 13A B Breaker	49
Max. products per 16A B Breaker	59
Max. products per 20A B Breaker	69
Connectable conductor cross section - Min (mm ²)	0.5
Connectable conductor cross section - Max (mm ²)	1.5

START Downlight 175 IP54 1550lm 830

Item No: 0030326

SYLVANIA

Lifetime data

Lifespan L70 B50	100000
Lifespan L80 B20	74000
Lifespan L90 B10	34000

Physical data

Housing colour	RAL 9010 - Pure white
IP rating	IP54/20
IK rating	IK07
Diffuser finish	Opal
Diffuser material	PC Polycarbonate
Reflector finish	High-gloss
Nominal Product Height (mm)	55
Nominal Product Diameter (mm)	193
Weight (kg)	0.371
Recessed Depth (mm)	150

Packaging

Product EAN number	5410288303260
Packaging single length / height (cm)	20.0
Packaging single width (cm)	20.0
Packaging single depth (cm)	6.8
DUN14 (inner)	15410288303267
Units per outer package	16
Packaging outer length / height (cm)	56.8
Packaging outer width (cm)	42.0
Packaging outer depth (cm)	22.5

Safety data

Glow Wire Test (°C)	850
Optimal operating condition (°C)	-10-40