

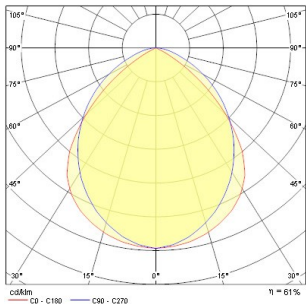
Sylmaster T8 Christmas Tree Louvre (LS) - Electronic Ballast
T26 2x58W G13
0055088



PRODUCT OVERVIEW

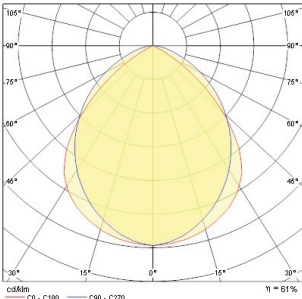
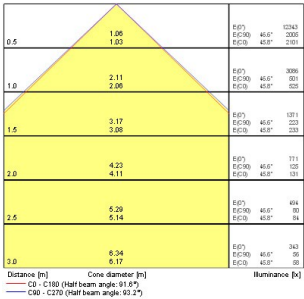
| | |
|-----------------------------|-----------------------------|
| Product name | T26 2x58W G13 |
| Technology | Fluorescent |
| Cap/Base | G13 |
| Housing | Steel |
| Mount | Ceiling surface mounting |
| Environment | Interior |
| Warranty | 2 years |
| Fixture luminous flux (lm) | 6100 |
| Luminaire efficacy (lm/W) | 55 |
| LOR (%) | 61 |
| Light colour | N/A |
| Light source included | Fixture without Lightsource |
| Total power consumption (W) | 110 |
| Electrical protection | Class I |
| Control gear type | Electronic ballast |
| Control gear mounting | Integral |
| Housing colour | White |
| IP rating | IP20 |
| IK rating | IK02 |
| Product EAN number | 5410288550886 |

PHOTOMETRY



| Distance [m] | Cone diameter [m] | Beam angle [°] | Beam diameter [m] | Beam area [m²] | Beam illuminance [lx] |
|--------------|-------------------|----------------|-------------------|----------------|-----------------------|
| 0.5 | 1.08 | 46.6° | 1.08 | 0.92 | 6580 |
| 1.0 | 2.11 | 46.6° | 2.11 | 3.68 | 1640 |
| 1.5 | 3.17 | 46.6° | 3.17 | 6.38 | 950 |
| 2.0 | 4.23 | 46.6° | 4.23 | 10.0 | 610 |
| 2.5 | 5.29 | 46.6° | 5.29 | 14.0 | 436 |
| 3.0 | 6.36 | 46.6° | 6.36 | 18.0 | 339 |

Sylmaster T8 Christmas Tree Louvre (LS) - Electronic Ballast
T26 2x58W G13
0055088



TECHNICAL DRAWINGS

